

TECHNICAL BULLETIN

**MAINTENANCE OF SPECIALIZED
REUSABLE CONTAINERS
FOR AIRCRAFT EQUIPMENT**

This copy is a reprint which includes current pages from Changes 1 through 3.

This bulletin supersedes TB 55-8100-200-24, 31 December 1976, including all changes

H E A D Q U A R T E R S , D E P A R T M E N T O F T H E A R M Y

14 JULY 1980

CHANGE

NO. 3

HEADQUARTERS
DEPARTMENT OF THE ARMY
WASHINGTON, D.C., 30 December 1993

Technical Bulletin

MAINTENANCE OF SPECIALIZED
REUSABLE CONTAINERS
FOR AIRCRAFT EQUIPMENT

DISTRIBUTION STATEMENT A. Approved for public release; distribution is unlimited

TB 55-8100-200-24, 14 July 1980, is changed as follows:

1. Remove and insert pages as indicated below. New or changed text material is indicated by a vertical bar in the margin. An illustration change is indicated by a miniature pointing hand.

Remove pages

Insert pages

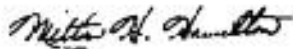
2-1 through 2-6

2-1 through 2-5/(2-6 blank)

2. Retain this sheet in front of manual for reference purposes

By Order of the Secretary of the Army:

Official:

GORDON R. SULLIVAN
General, United States Army
Chief of StaffMILTON H HAMILTON
Administrative Assistant to the
Secretary of the Army

05915

DISTRIBUTION

To be distributed in accordance with DA Form 12-31-E, block no 2176, requirements for TB 55-8100-200-24

CHANGE

NO. 2

MAINTENANCE OF SPECIALIZED
REUSABLE CONTAINERS
FOR AIRCRAFT EQUIPMENT

DISTRIBUTION STATEMENT A: Approved for public release; distribution is unlimited.

TB 55-8100-200-24, 14 July 1980, is changed as follows:

1. Remove and insert pages as indicated below. New or changed text material is indicated by a vertical bar in the margin. An illustration change is indicated by a miniature pointing hand.

Remove pages

i and ii
 3-3 through 3-9/
 (3-10 blank)
 A-1/(A-2 blank)
 C-35 through C-44
 E-3 through E-8
 F-3 through F-8

Insert pages

i and ii
 3-3 through 3-9/
 (3-10 blank)
 A-1/(A-2 blank)
 C-35 through C-44
 E-3 through E-8
 F-3 through F-8

2. Retain this sheet in front of manual for reference purposes.

By Order of the Secretary of the Army:

Official:

GORDON R. SULLIVAN
 General, United States Army
 Chief of Staff

MILTON H. HAMILTON
 Administrative Assistant to the
 Secretary of the Army
 05505

DISTRIBUTION:

To be distributed in accordance with DA Form 12-31-E, block no. 2176, requirements for TB 55-8100-200-24.

CHANGE }
NO. 1 }

HEADQUARTERS
DEPARTMENT OF THE ARMY
WASHINGTON, D.C., 12 January 1984

Technical
MAINTENANCE OF SPECIALIZED
REUSABLE CONTAINERS
FOR AIRCRAFT EQUIPMENT

TB 55-8100-200-24, 14 July 1980, is changed as follows:

1. Remove and insert pages as indicated below:

Remove Pages	Insert Pages
2-1 and 2-2	2-1 and 2-2
2-5/2-6	2-5 and 2-6

2. New or changed text material is indicated by a vertical bar in the margin. An illustration change is indicated by a miniature pointing hand.

3. Retain this sheet in front of manual for reference purposes.

By Order of the Secretary of the Army:

JOHN A. WICKHAM, JR.
General, United States Army
Chief of Staff

Official:

ROBERT M. JOYCE
Major General, United States Army
The Adjutant General

DISTRIBUTION:

To be distributed in accordance with DA Form 12-31, TB Maintenance Requirements for All Fixed and Rotor Wing Aircraft.



REPORTING ERRORS AND RECOMMENDING IMPROVEMENTS

You can help improve this manual if you find any mistakes or if you know of a way to improve the procedures, please let us know . Mail your letter, DA Form 2028 (Recommended Changes to Publications and Blank Forms), or DA Form 2028-2 located in back of this manual, direct to: Commander, U S Army Aviation and Troop Command, ATTN AMSAT-I-MP, 4300 Goodfellow Blvd., St. Louis, MO 63120-1798. A reply will be furnished to you

TABLE OF CONTENTS

		Paragraph	Page
CHAPTER 1.	INTRODUCTION		
Section I	General		
	Scope.....	1-1	1-1
	Arrangement.....	1-2	1-2
	II Description		
	Special Reusable Shipping and Storage Containers.....	1-3	1-2
CHAPTER 2.	INSPECTION FOR CLASSIFICATION AND DISPOSITION		
Section I.	Classification		
	General	2-1	2-1
	Scope.....	2-2	2-2
	Procedure.....	2-3	2-3
	II Disposition		
	General	2-4	2-5
	Reparable.....	2-5	2-5
	Condemned.....	2-6	2-5
CHAPTER 3.	INSTRUCTIONS FOR REPAIR AND OVERHAUL		
Section I	Tools and Equipment		
II	Repair		

DISTRIBUTION STATEMENT A: Approved for public release; distribution is unlimited.

	Paragraph	Page
General	3-1	3-1
Procedure	3-2	3-1
III. Overhaul		
General	3-3	3-5
Procedure	3-4	3-5
CHAPTER 4. SHIPMENT AND LIMITED STORAGE		
Packaging and Packing	4-1	4-1
Marking	4-2	4-1
APPENDIX A. REFERENCES		A-1
B. GUIDE TO ILLUSTRATED PARTS LISTS		B-1
C. ILLUSTRATED PARTS LISTS.....		C-1
D. BULK MATERIALS LIST.....		D-1
E. PART NUMBER INDEX.....		E-1
F. NATIONAL STOCK NUMBER INDEX		F-1

CHAPTER 1

INTRODUCTION

Section I. GENERAL

1-1. Scope.

This bulletin is published for use at all levels of maintenance which perform inspection, disposition, repair and overhaul of reusable shipping and storage containers for major aircraft components. Typical components are engines, transmissions, main rotor hubs and main rotor blades.

1-2. Arrangement.

This bulletin consists of four chapters and five appendices. The four chapters are: Introduction, Inspection for Classification and Disposition, Instructions for Repair and Overhaul and Instructions for Shipment and Limited Storage. Appendix A is References, a list of regulations, specifications and standards. Appendix B is Guide to Illustrated Parts Lists. Appendix C is Illustrated Parts Lists. Each parts list consists of a figure number and index numbers. The number to the left of the dash (-) is the figure number. It identifies the part number(s) of the illustrated container. The numbers listed to the right of the dash are the index numbers. They identify the container's repair parts and correspond to the numbers on the illustration. Appendix D is Bulk Materials List. It is a list of materials used to fabricate the "Make" items which are indicated in the Parts Lists. Appendix E is Part Number Index. It is an alpha-numeric part number to figure and index number cross-reference. Appendix F is National Stock Number Index. It is also a cross-reference to figure and index numbers.

Section II. DESCRIPTION

1-3. Special Reusable Shipping and Storage Containers.

a. Special reusable shipping and storage containers are designed for application to specific items and are intended to last for the life of those items. Each container has a nameplate that identifies, by nomenclature, the item for which it is used. The nameplate also identifies the National Stock Number (NSN) and part number of the container.

b. All containers, except main rotor blade boxes, provide airtight protection. Older engine containers were designed to be pressurized to 5p.s.i.g. Each is equipped with an air-filling valve and a 7p.s.i. internal relief valve. Older rotor hub and transmission containers were not designed to be pressurized. Some of these containers were built of heavy gauge metal and do not use any valve. Others were designed to breathe and have 2-way relief systems which consist of either the single valve type, in that one valve works both ways, or the double valve type, in which two valves are used, one installed in the reverse direction. Although the valve(s) is set to open at a differential of 2.5 to 3.0 pos. pressure or 1.0 to 1.5 pos. vacuum, the container is nevertheless airtight.

c. New engine, transmission and rotor hub containers also are being designed with 2-way relief valve systems.

d. Engine containers and most of the newer transmission and rotor hub containers are designed to MIL-C-5584. Older transmission and rotor hub containers were designed to MIL-C-9282. M-in rotor blade boxes conform to MIL-B-5806.

e. Also included are containers designed to MIL-D-6054. These are Military Standard (MS) style containers but they are larger than the commercially available standard sizes and they are designed for specific items.

CHAPTER 2

CLASSIFICATION AND USE

Section I. CLASSIFICATION

2-1. General.

This section provides guidelines for inspection to determine the condition classification of special reusable shipping and storage containers. Containers are classified as Condition Code A, F, or H, in accordance with the following provisions:

a. Condition Code A - useable without qualification.

(1) Container free of stage 4 corrosion (see para. 2-3).

NOTE

Stage 1, 2, and 3 corrosion must be treated in accordance with paragraph 2-5c prior to use.

(2) Container free of structural damage such as:

(a) Functional damage to the suspension system.

(b) Cracks or holes in the container hull.

(c) Hull deformity to the extent that the container can not be closed (sealed where required).

(d) Dents that will interfere with the item envelope.

(e) Missing internal hardware (other than common hardware type items or consumable materials).

b. Condition Code F - Unserviceable (Repairable) Container does not meet the criteria for condition code A and cost of repair does not exceed 65% of the current acquisition cost.

c. Condition Code H - Unserviceable (Condemned). Container does not meet the criteria for condition code A or F.

2-2. Scope.

Condition classification is determined whenever a container is inspected to determine its degree of serviceability.

2-3. Stages of Corrosion. Stages of corrosion as applicable to containers are as follows:

- a. Stage 1 - Discoloration, staining; no direct visual evidence of pitting, etching or other surface damage.
- b. Stage 2 - Loose rust, black or white corrosion accompanied by minor etching and pitting of surface.
- c. Stage 3 - Rust, black or white corrosion, accompanied singly or in combination with etching, pitting, or loose or granular condition.
- d. Stage 4 - Rust, black or white corrosion progressed to the point where fit, wear, function, or life of the container has been affected; powdered or scaly condition, with pits or irregular areas of material removed from surface of the container.

Section II USE**2-4. General.****CAUTION**

All procedures in this section will be complied with whenever packaging a serviceable or unserviceable repairable item in a specialized reusable container.

Special reusable containers are used to provide a safe shipping and storage environment for selected repair parts. All efforts required to ensure this protection are referred to under the general term of packaging. Packaging of items in air tight containers will be greatly simplified if containers are inspected upon receipt of a containerized item. Prior to opening a sealed container, pressurize the container and check for leaks in accordance with paragraphs 2-5n and 2-5o respectively.

2-5. Packaging Procedure.

Accomplish packaging of repair parts in reusable containers as follows:

- a. Inspection. Inspect container for structural defects. Containers with any of the following defects are considered unserviceable and will require repair or replacement:
 - (1) Cracks, holes, or ruptures in the container hull.

- (2) Container deformity to the extent that the container can not be closed (sealed where required).
- (3) Dents that will interfere with the item envelope (include volume of motion permitted by the container suspension system).
- (4) Functional damage to the suspension system to include cracks, damaged or missing special hardware, splits, tears, and bond separation of the elastomer exceeding one thirty-second of an inch.
- (5) Stage four corrosion.

NOTE

Stage 1, 2, and 3 corrosion will be treated in accordance with paragraph 2-5c prior to use.

b. Container Cleaning. Thoroughly clean the interior and exterior of the container with water and detergent or by steam cleaning as necessary to remove dirt, sand, grease, and other foreign material. Rinse thoroughly after cleaning. Air dry container after cleaning.

c. Container Preservation. Ensure adequate protection of container as follows:

(1) Remove loose paint and corrosion in accordance with Chapter 9 of TM 1-1500-204-23-9. Clean surfaces with a water dampened rag followed by a dry rag.

(2) Touch up paint bare metal areas of the container. Feather edge areas to be painted. Touch up primer and paint using brush application in accordance with Chapter 9 of TM 1-1500-204-23-9.

d. Hardware. Inspect for damaged or missing mounting and closure hardware. Replace as required.

e. Molded Contour Cushions. Inspect cushions for deterioration, loss of resilience, voids, insect or rodent infestation, debonding, and contamination from dirt, oil, or grease. Replace cushions as necessary.

f. Skids. Inspect skids for decay and other defects. Defects that reduce the skid load bearing surface to the extent that stackability of the containers will be adversely affected will require replacement of the skid. Replacement skids may be ordered as components or locally manufactured from any available hardwood.

g. Humidity Indicator. Inspect humidity indicator for condition and absence of color (blue ok; white, violet, or pink, bad). Replace indicator plug (P/N TA356-2345S, NSN 6685-01-237-5671) or card (P/N TA356-HC-2345S, NSN 6685-00-052-1865) as necessary.

- h. Record receptacle. Inspect record receptacle cover for condition and attachment chain. Replace as necessary.
- i. Preserve Component. Clean, dry and preserve component to be packaged in the container. Specific instructions are provided in the Army Master Data File (AMDF) Packaging File or applicable Technical Manual.
- j. Install Component. Install component in the container as shown in the installation instructions provided with the container.
- k. Gaskets. Inspect gaskets and seals for permanent deformation, cuts, abrasions and other defects which affect sealing the container. Replace defective seals and gaskets as necessary.

WARNING

To prevent the possibility of fire or explosion, do not attempt to dry contaminated desiccant. Discard and replace contaminated desiccant.

CAUTION

If the dryness of the desiccant can not be assured oven dry the desiccant in accordance with the instructions in TM 38-230-1.

- l. Desiccant. Install the quantity of dried desiccant specified in the AMDF Packaging File or container installation instructions

WARNING

Do not apply corrosion preventative compound to the pressure relief valve or the area adjacent to it. Clogging of the valve may result in excessive pressure and subsequent catastrophic failure of the container resulting in injury to personnel.

- m. Close Container. Secure container lid to container base using nuts, washers and bolts of installed closure hardware as appropriate. Torque bolts as required. Coat all exposed closure devices, hardware, and bare metal surfaces with corrosion preventative compound MIL-C-16173, Grade I (P-1).

WARNING

Do not exceed the pressure prescribed to accomplish the relief valve test. Excessive pressurization may cause catastrophic failure of the container and injury to personnel.

- n. Pressurize Container. (Except main rotor blade containers and containers designed to MIL-D-6054).
 - (1) Pressurize containers as follows:
 - (a) For pressurized containers apply a maximum of 5 psig pressure.
 - (b) For sealed containers equipped with low pressure two way relief valve pressurize to check proper operation (1 to 1.5 psig) of relief valve (do not exceed 2 PSIG).
 - (c) Replace defective pressure release valves.
 - (2) Check containers for leaks by applying a soap and water solution to welds and sealing flanges.
 - (a) For leaks found in sealing flanges. re-torque closure hardware or replace gaskets and seals as necessary to eliminate leaks.
 - (b) If leaks are found in welds, the container is unserviceable and must be repaired or replaced.
- o. Marking. Replace markings which are incorrect, missing, or unreadable. Apply markings in accordance with MIL-STD-129.
- p. Historical Documentation. Seal component documentation as required by DA PAM 738-751 in a plastic bag and place in records receptacle. Install receptacle cover.

2-6. Empty Containers.

- a. Sealing. All serviceable (and unserviceable when possible) sealed containers will be stored sealed, with the appropriate amount of dry desiccant.
- b. Marking. Empty containers will be marked IAW MIL-STD-129 and the appropriate Materiel Condition tag/label attached.

CHAPTER 3
INSTRUCTIONS FOR REPAIR AND OVERHAUL

Section I. TOOLS AND EQUIPMENT

These procedures do not require any equipment or special tools which are not authorized in the TOE or TA.

Section II. REPAIR

3-1. General.

Repair of a special reusable shipping and storage container consists of replacing parts which do not pass inspection, adding missing parts, cleaning and minimum refurbishing.

3-2. Procedure.

Accomplish repair as follows:

a. Cleaning. Thoroughly clean the interior and exterior of container with water and detergent, or by steam cleaning. Remove all dirt, sand, grease and other foreign material. Allow to air dry. Remove loose rust and paint from container exterior with a wire brush and treat with corrosion removing compound conforming to MIL-C-10578, Type II. Compound may also be used to remove rust and light surface corrosion in areas not readily accessible for removal (light surface pits, corners, adjacent to weld beads, etc.). Apply compound as follows:

- (1) Mix one part concentrated compound with three parts water.
- (2) Apply mixture to corroded areas with a brush, rag or sponge.
- (3) Allow compound to remain for a minimum of one-half minute before removing with a water dampened rag followed with a dry rag. A gray-white coating should remain, providing a good surface for painting.

- b. Hardware. Replace damaged or missing hardware with items identified in Illustrated Parts Lists (Appendix C).
- c. Humidity Indicator. Replace leaky humidity indicator assembly. Replace indicator card that does not display either a blue or pink tint in 50% quadrant.
- d. Relief Valves. Replace relief valve(s) that either fails to open at its pressure release setting or that opens prematurely.
- e. Skids. Replace damaged or worn skids as required.
- f. Shock Mounts. Replace shock mounts or shear mounts which have splits, tears or bond separation in elastomer, or which are otherwise deteriorated.
- g. Receptacle Cover and Chain. Replace damaged or missing record receptacle cover or service receptacle cover. Replace broken or missing cover attaching chain or cable.
- h. Molded Contour Cushions. Replace cushions which are deteriorated, damaged or contaminated. Install cushions as follows:

NOTE

Use only those cushions identified in Illustrated Parts Lists as replacement items. Do not use roll or sheet cushioning material.

- (1) Make certain that bonding surfaces on cushions and in box are clean and free from any foreign material that would inhibit bonding.
- (2) Install cushions in container with adhesive identified in Illustrated Parts Lists. Apply a thick coat of adhesive to all bonding surfaces. When adhesive becomes tacky, mate bonding surfaces.

(3) Inspect cushions for adequate bonding after adhesive has cured.

i. Closure Fasteners Replace missing or damaged fastener assemblies or their component parts on main rotor black box as required Replace fastener retaining rivets by drilling or grinding away the flared ends and using a punch to back rivets out

NOTE

Take care not to bend, dent or otherwise deform fastener mounting surface when removing rivets

j Other parts. Replace damaged or missing gaskets, mounting brackets, rails, pads and other parts as required

k Painting. Touch-up exterior surface of container including the closure gasket capacity. as required Apply one coat of epoxy primer conforming to Mil-P-53022, Type II, if needed. Apply two coats of polyurethane coating conforming to MIL-C-46168. Type II, Fed-Std- 595 color no 34094 (Green 383). Interior surfaces without CARC arc touched-upper procedures Interior surfaces without CARC should be touched-up ,with acrylic lacquer conforming to MIL-L-19538, Fed-Std-595 color no 34087 (Olive Drab).

l Markings. Renew markings which are defaced or unreadable. Use polyurethane coating conforming to MIL-C-46168, Type II, Fed-Std- 595 color no 37038 (Aircraft Black).

m Installation Instructions. Replace installation instructions that are missing from record receptacle with instructions reproduced on a good grade of bond paper. Replace instructions that are either unreadable, not displayed on inside wall in bottom section of container, or not in an area that provides for easy viewing when item is installed. Cement reproduced instructions in place with adhesive conforming to MMM-A-250, Type II. Apply adhesive completely under and over paper to provide waterproof protection.

n Recording Repair. Stencil markings in 1/2 inch letters with coating Indicated in paragraph 3-21. Locate and block markings, as shown below, in two convenient, easily visible locations.

CONTAINER
REPAIRED

BY
DATE

Section III. OVERHAUL3-3. General.

Overhaul of a special reusable shipping and storage container consists of its restoration to a like-new condition

3-4. Procedure.

Replace parts as indicated in paragraphs 3-2b through 3-2j. Completely clean, refurbish and refinish the interior and exterior of the container as follows:

a. Cleaning. In addition to cleaning per paragraph 3-2a, remove stages 3 and 4 corrosion by sandblasting, sanding, or with a rotating wire wheel. Limit sandblasting to exterior of steel containers

NOTE

To minimize etching, pitting, and material loss, abrasive blast painted aluminum containers with Dupont's "Starblast Abrasive Sand", or equivalent.

Make certain that sandblasting particles and other foreign material are removed from crevices around seals and gaskets.

b. Dents Eliminate dents by heat-straightening

c. Scratches and Gouges. Eliminate scratches and gouges by fill welding or brazing

d . Welds. Eliminate cracked welds by grinding out and rewelding.

e . Holes. Eliminate holes by heat-straightening metal surrounding holes and covering them with welded patches

Extend patches at least one-half inch in all directions beyond ruptures Rivet patches to main rotor blade box in a manner that will prevent water from leaking on rotor blade.

NOTE

Welding and brazing should not be considered critical. However, welds should be reasonable smooth and free of craters and other irregularities which would indicate an unskilled or inexperienced welder.

f. Flanges and Closure Fastener Surfaces. Straighten steel flanges which are bent or otherwise deformed, by heat-forming and hammering. Straighten closure fastener mounting surfaces on main rotor blade box by cold-forming.

Visually check for cracks in repaired areas. No cracks allowed.

g. Sanding. Prior to leak test, clean and sand all areas which were burned during heating or welding. In lieu of sanding, corrosion removing compound may be applied as indicated in paragraphs 3-2a(1) through 3-2a(3).

h. Leak Test. Before refinishing, test container for leakage as indicated in paragraph 2-3k. Eliminate leaks which are disclosed, by welding. Areas that reveal leaks which are inaccessible to weld repair may be repaired with sealing compound conforming to MIL-S-8802, Class B-1/2. Apply compound to interior of defective area in container by using an extrusion gun, spatula, putty knife or other suitable means. Compound should be approximately one-sixteenth of an inch thick after application. After sealing compound has cured, repeat test.

i. Distortion. Correct distortion of main rotor blade box to insure proper installation of rotor blade and ease in closure and stacking of box. Top, sides, ends and bottom must present an overall true plane.

j. Rips and Tears. Replace ripped or torn panels in main rotor blade box which cannot be repaired by welding or patching. Use aluminum sheet of like alloy and thickness.

k. Bumpers. Install bumpers on main rotor blade box that has been

manufactured without their application Accomplish installation as shown in MIL-B-5806, Figure 2 Use bumpers and attaching hardware Identified in Illustrated Parts Lists

1. Spray Test. Before refinishing, test main rotor blade box for leakage as follows:
 - (1) Place box in normal shipping and storage position with cover secured
 - (2) Direct a heavy spray of water at a 45-degree angle on all sides, spraying each side for to minutes
 - (3) After removing water that has accumulated on top of cover, open box and examine interior for leakage of eater onto cushions and into areas directly over location of rotor blade
 - (4) Eliminate leaks which are disclosed, by riveting patches as indicated in paragraph 3-4e Leaks which are inaccessible to patching can be repaired by applying sealing compound conforming to MIL-S-8802. Class B-1/2 as indicated in paragraph 3-4h.
- m. Refinishing. Completely refinish container Mask gasket material mating surfaces and shock mount non-metallic parts. Paint interior and exterior surfaces. Apply one coat (0 001 to 0 0015 inch dry film thickness) of epoxy primer conforming to MIL-P-53022, Type II. Air dry the primer at least twenty minutes Apply two coats (0.0018 inch minimum total, dry film thickness) of polyurethane coating conforming to MIL-C-46168, Type II, Fed-Std-595 color no 34094 (Green 383).
- n. Markings. Stencil new markings with polyurethane coating conforming to MIL-C-46168, Type II, Fed-Std-595 Color No 37078 (Aircraft Black). Locate and block marking as follows:

LIFT HERE	in 1 3/4-inch letters, except on MIL-D-6054 container. Stencil 5-inch long arrows, 1-inch wide, pointing to lifting rings or eyes.
CENTER OF BALANCE	in 1-inch letters, except on MIL-D-6054 container. Locate marking adjacent to a line 6 inches long and 1-inch wide. Stencil the line at loaded center of balance on both sides, parallel to ground on style I container and vertical to ground on style II container.
RECORD RECEPTACLE COVER TO BE SECURED AT ALL TIMES	in one-inch letters, adjacent to record receptacle.
LOADED CONTAINER TO BE HANDLED IN UPRIGHT POSITION ONLY	in 1 3/4-inch letters on container where height is the greatest dimension, except MIL-D-6054 container. Locate marking just below top, on cover section, and center over nameplate.
DO NOT DROP	in 1/4-inch letters, except on main rotor blade box. Locate marking near top of cover section, on opposite sides, directly above fork-lift openings.
CAUTION: RELEASE PRESSURE BEFORE OPENING CONTAINER.....	in 1-inch letters, except on T-62 and T-63 Engine Container, main rotor blade box and MIL-D-6054 container. Locate marking on cover section, on one continuous line, immediately above closure flange, on both sides and both ends. (On T-62 and T-63 Engine Container, apply marking on closure flange of bottom assembly. Stencil marking in 3/4-inch letters on both sides and both ends, abbreviating as necessary to accommodate marking on one continuous line)
HUMIDITY INDICATOR.....	in 1-inch letters, except on main rotor blade box. Locate marking adjacent to humidity indicator, or on service receptacle cover where applicable.

RELIEF VALVE
NOT DISTURB

CAUTION RELEASE PRESSURE
BEFORE OPENING CONTAINER.....in 1-inch letters, except on main rotor blade
box and MIL-D-6054 container. Locate
marking adjacent to relief valve. or on
service receptacle cover where applicable.

DO NOT LIFT UNIT WHILE
SECURED IN CONTAINER.....in 1-inch letters, except on main rotor
blade box and MIL-D-6054 container
Locate marking inside of bottom
section on opposite sides, in an area
that can be easily viewed A hen item is
installed in container

TOP.....in 3,3/4-inch letters on main rotor blade box.
Locate marking on cover, adjacent to lifting
eyes or lugs

REUSABLE BOX - DO NOT DESTROY
DO NOT PUSH AGAINST SKIN
WITH FORK-LIFT PRONGSin 1 3/4-inch letters on main rotor blade box
Locate marking at top of bottom assembly
on opposite sides.

SLING HERE.....in 1-inch letters on main rotor blade box
Stencil a vertical arrow, 2 1/2-inches long
and 1-inch wide. adjacent to sling devices
and pointing to sling locations

REUSABLE CONTAINER
DO NOT OVER DESTORYin 1/2-inch letters on MIL-D-6054 container
Locate marking at center of drum

CARCIn one inch letters on MIL-C-46168 (CARC)
painted containers
On the exterior. locate the marking in an
area as near as practical to the container
nameplate On containers that have
CARC on interior surfaces, also mark
inside, adjacent to the humidity
indicator

o. Recording Overhaul: Stencil the following in 1/2 inch letters, blocked is shown below, in two convenient and easily visible locations Use coating indicated in paragraph 3-4n.

CONTAINER
OVERHAULED

BY
DATE

Change 2 3-9/(3-10 blank)

CHAPTER 4**SHIPMENT AND LIMITED STORAGE**

4-1. Packaging and Packing. Assemble the container completely. Secure mounting plates, brackets and shock mounts in place. Secure accessory items at any convenient place inside the container. Assemble closure bolts or devices and secure firmly in place (do not torque). Coat all exposed operating surfaces, closure devices and exposed threaded surfaces with corrosion preventive compound conforming to MIL-C-16173, Grade I (P-1).

CAUTION

Do not apply the compound in the area adjacent to the relief valve. Care must always be exercised to avoid doing anything that would clog the valve.

4-2. Marking. Mark containers for shipment in accordance with MIL-STD-129.

Use a tag showing the origin and destination.

APPENDIX A
REFERENCES

A-1	Army Regulations AR-725-12	Control and Utilization of Nonexpendable Reusable Shipping and Storage Containers.
A-2	Specifications	
	MMM-A-250	Adhesive, Water Resistant (For Sealing Fiberboard Boxes).
	MIL-C-5584	Containers, Shipping and Storage, Metal Reusable.
	MIL-B-5806	Box, Shipping and Storage, Helicopter Blade.
	MIL-D-6054	Drum, Metal-Shipping and Storage.
	MIL-S-8802	Sealing Compound, Temperature-Resistant, Integral Fuel Tanks and Fuel Cell Cavaties, High Adhesion.
	MIL-C-10578	Corrosion Removing and Metal Conditioning Compound (Phosphoric Acid Base).
	MIL-C-16173	Corrosion Preventive Compound, Solvent Cutback, Cold Application.
	MIL-C-46168	Coating, Aliphatic Polyurethane, Chemical Agent Resistant.
	MIL-L-19538	Lacquer, Acrylic Nitrocellulose, Comouflage (For Aircraft Use).
	MIL-P-53022	Primer, Epoxy Coating, Corrosion Inhibiting, Lead and Chromate Free.
A-3.	Standards	
	MIL-STD-129	Marking for Shipment and Storage.
	FED-STD-595	Color.

APPENDIX B

GUIDE TO ILLUSTRATED PARTS LISTS

AH-1 AIRCRAFT	Figure No.	Page
Main Rotor Blade, AH-1G	C-32	C-130
Main Rotor Blade, Improved, AH-1Q, AH-1S	C-33	C-134
Main Rotor Hub, AH-1G, AH-1Q, AH-1S	C-31	C-126
Main Transmission, AH-1G, AH-1Q, AH-1S	C-36	C-148
Mast Assembly, AH-1G, AH-1Q, AH-1S	C-37	C-151
 CH-47 AIRCRAFT		
Aft Transmission, CH-47A, CH-47B, CH-47C	C-16	C-63
Aft Vertical Shaft, CH-47A, CH-47B, CH-47C	C-17	C-66
Blade Lag Shock Absorber, CH-47B, CH-47C	C-18	C-69
Combining Transmission, CH-47A, CH-47B, CH-47C	C-12	C-47
Forward Transmission, CH-47A, CH-47B, CH-47C	C-15	C-59
Main Rotor Blade, CH-47A, CH-47B, CH-47C	C-13	C-50
Main Rotor Hub, CH-47A, CH-47B, CH-47C	C-14	C-55
Swashplate, CH-47A, CH-47B, CH-47C	C-11	C-44
 CH-54 AIRCRAFT		
Cargo Hoist, CH-54A, CH-54B	C-19	C-71
Intermediate Gear Box, CH-54A, CH-54B	C-28	C-116
Main Rotor Blade, CH-54A	C-26	C-106
Main Rotor Blade, CH-54B	C-23	C-88
Main Rotor Hub, CH-54A	C-27	C-111
Main Rotor Hub, CH-54B	C-24	C-95

	Figure No.	Page
Main Transmission, CH-54A	C-25	C-101
Main Transmission, CH-54B	C-20	C-75
Tail Gear Box, CH-54A, CH-54B	C-22	C-83
Tail Gear Box, CH-54A, CH-54B	C-21	C-80
OH-58 AIRCRAFT		
Main Rotor Blade, OH-58A, OH-58C	C-29	C-118
Main Rotor Hub, OH-58A, OH-58C	C-30	C-122
OV-1 AIRCRAFT		
Propeller, OV-1B, OV-1C, OV-1D	C-39	C-158
U-1 AIRCRAFT		
Propeller, U-1A	C-39	C-158
UH-1 AIRCRAFT		
Main Rotor Blade, Narrow Chord, UH-1B	C-38	C-154
Main Rotor Blade, UH-1B, UH-1D, UH-1H	C-34	C-139
Main Rotor Blade, UH-1C, UH-1M	C-32	C-130
Main Rotor Hub, UH-1B, UH-1D, UH-1H	C-35	C-144
Main Rotor Hub, UH-1C, UH-1M	C-31	C-126
Main Transmission, UH-1B, UH-1C, UH-1D, UH-1H, UH-1M	C-36	C-148
Mast Assembly, UH-1B, UH-1C, UH-1D, UH-1H, UH-1M	C-37	C-151

ENGINES

	Figure No.	Page
0-360	C-1	C-2
0-435	C-1	C-2
0-470-7B, 0-470-11, 0-470-11A, 0-470-11B, 0-470-15	C-1	C-2
0-480	C-2	C-7
R-1340	C-3	C-II
T53-L-7, T53-L-9, T53-L-11, T53-L-13, T53-L-15, T53-L-701, T53-L-703	C-9	C-35
T53-L-7, T53-L-15, T53-L-701	C-8	C-32
T55-L-5, T55-L-7, T55-L-1	C-10	C-40
T62-T-2, T62-T-2A, T62-T-2A1	C-6	C-24
T63	C-5	C-19
T73	C-4	C-15
74	C-7	C-28

**APPENDIX C
ILLUSTRATED PARTS LISTS**

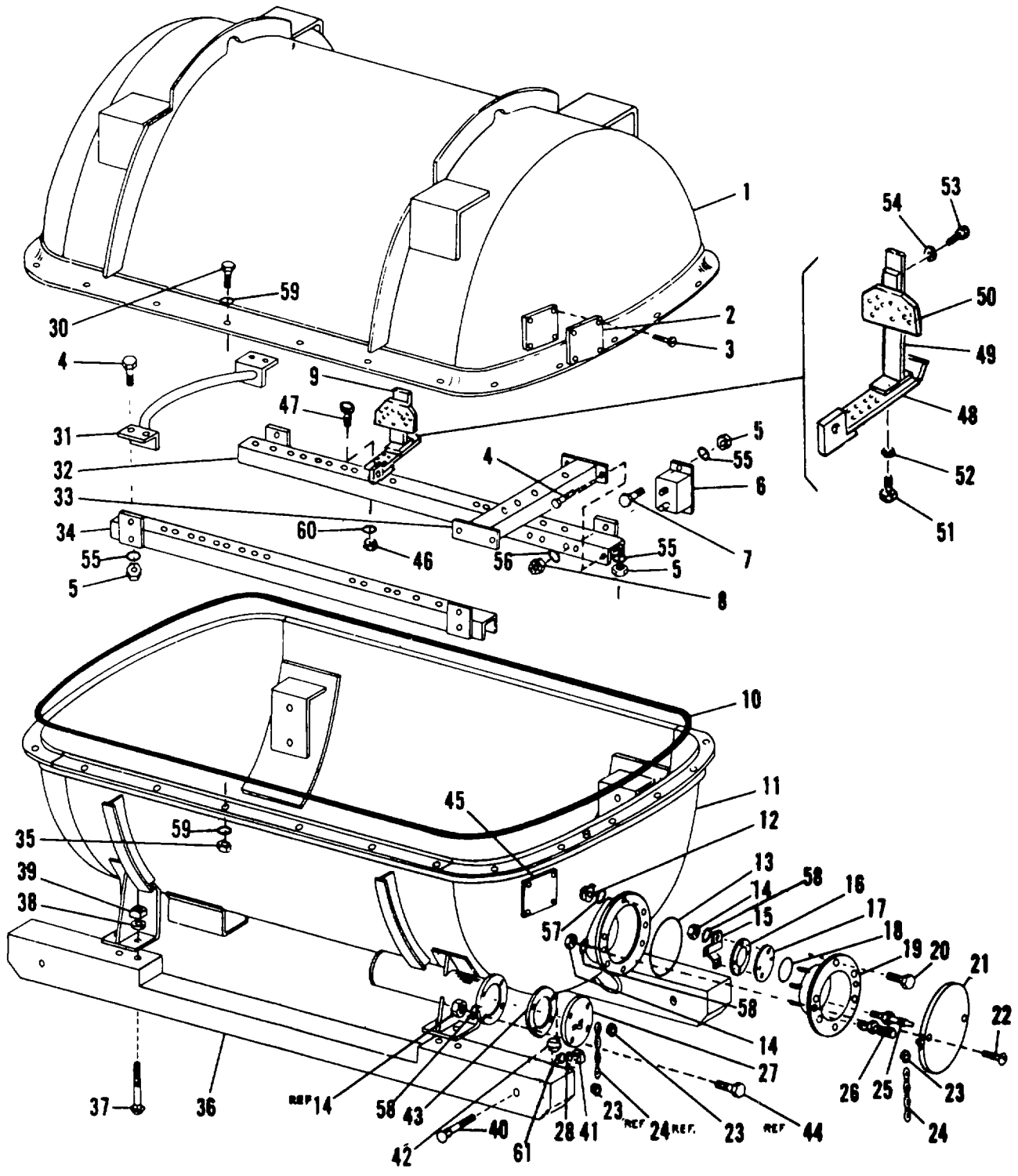


Figure C-1. Shipping and storage container, engine (8115CON036-2).

Figure & Index No.	Part No.	Mfg. Code	National Stock No.	Description	Quantity Per Assembly
1 -	8115CON036-2	81996	8145-00-208-7591	Shipping and Storage Container, Engine (0-335, 0-360, 0-435, 0-470, 0-540 Series)	
---	SK1118-2-1	70199	8145-00-796-2734	Shipping and Storage Container, Engine (0-335, 0-435, 0-470, 0-540 Series)-- Can be converted to Container 8115CON036-2 by modifying Mounting Rails SK11195-1 and -2 to 67C34151-1 and -2, adding indices 9 and 46 thru 54 in the parts list, and re-identifying the container with new nameplates showing the above container part number and NSN.	
The following parts apply to both, containers 8115CON036-2 and SK1118-2-1, except where otherwise indicated:					
-1	SK11190	70199		Upper Section Assembly	
-2	8115MNP000	81996	9905-00-800-1407	Nameplate (Standard Blank)	2
-3	MS21318-15	96906	5305-00-253-5612	Screw, Drive, No. 2 x 1/4	8
-4	MS90726-62	96906	5305-00-269-2805	Bolt, Hex. Hd., 3/8-24 x1 1/4	16
-5	MS21045-6	96906	5310-00-982-4908	Nut, Lock, Hex., 3/8-24	16
-6	J5294-5	76005	8115-00-864-3510	Mount, Shock	4
-7	MS90726-60	96906	5305-00-269-2803	Bolt, Hex. Hd., 3/8 - 24 x1	8
-8	MS51922-9	96906	5310-00-984-3806	Nut, Lock, Hex., 5/16-18	8
-9	66E38632-1	98750	8145-00-211-5526	Bracket Assembly, Mounting-- Used on Container 8115CON036-2 only.	4
-10	8115MNP091-1	81966	8115-00-856-4073	Gasket, Container Closure	1
-11	SK11191-27	70199		Bottom Section Assembly	
-12	MS51967-8	96906	5310-00-732-0558	Nut, Plain, Hex., 3/8-16	6
-13	8115MNP109-3	81996	5330-00-756-3856	Gasket, Service Receptacle	1

Figure & Index No.	Part No.	Mfg. Code	National Stock No.	Description	Quantity Per Assembly
-14	MS51967-2	96906	5310-00-761-6882	Nut, Plain, Hex., 1/4-20	10
-15	SK11203	70199		Holder Assembly, Humidity Indicator	1
-16	SK11202	70199	8115-00-024-7104	Ring, Window Retaining	1
-17	SK11201	70199	8115-00-024-7130	Window, Inspection Port	1
-18	8115MNP110-3	81996	5330-00-756-3855	Gasket, Service Receptacle	1
Cover					
-19	SK11200	70199	8115-00-024-7084	Housing Assembly, Inspection Port	1
-20	MS90725-60	96906	5305-00-269-3211	Bolt, Hex. Hd., 3/8-16x1	6
21	SK11199	70199	8115-00-024-7060	Cover, Inspection Port	1
-22	MS90725-8	96906	5305-00-225-3839	Bolt, Hex. Hd., 1/4-20x1	2
-23	SK11205	70199	5365-00-357-6593	Ring, Chain Retaining	4
-24	NAS1455-40-5C	80205	4010-00-262-1552	Chain, Flat Link, No. 40x5	2
-25	645A6	53477	4820-00-242-4064	Valve, Air Filling	1
-26	C13B	70587	4820-00-820-7017	Valve, Air Pressure Relief	1
-27	SK11285	70199	8115-00-857-0061	Cover Assembly, Record Receptacle	1
-28	MS35338-46	96906	5310-00-637-9541	Washer, Lock, 3/8-inch	10
-30	MS90725-113	96906	5305-00-042-6417	Bolt, Hex. Hd., 1/2-13x1 1/2	24
-31	SK11197	70199	8115-00-024-7122	Spacer, Rear	1
-32	67C34151-1	98750		Channel, Mounting Frame, Left-Hand---Used on Container 8115CON036-2 only (Modify from Mounting Frame Channel SK11195-1)	1
---	SK11195-1	70199	8115-00-024-7048	Channel, Mounting Frame, Left- Hand---Used on Container SK1118-2-1 only.	1
-33	SK11252	70199	8115-00-864-3508	Spacer, Front	1

<u>Figure & Index No.</u>	<u>Part No.</u>	<u>Mfg. Code</u>	<u>National Stock No.</u>	<u>Description</u>	<u>Quantity Per Assembly</u>
-34	67C34151-2	98750		Channel, Mounting Frame, Right-Hand---Used on Container 8115CON036-2 only (Modify from Mounting Frame Channel SK11195-2)	1
--	SK11195-2	70199	8115-00-024-7049	Channel, Mounting Frame, Right-Hand---Used on Container SK1118-2-1 only.	1
-35	MS51967-14	96906	5310-00-768-0318	Nut, Plain, Hex., Y-13	24
-36	SK11191-5	70199		Skid	2
-37	MS35751-136	96906	5306-00-089-1424	Bolt, Sq. Neck, ½-13x4½	8
-38	MS35338-48	96906	5310-00-584-5272	Washer, Lock, ½-inch	8
-39	MS27040-14	96906	5310-00-982-4940	Nut, Square, ½-13	8
-40	MS35751-81	96906	5306-00-951-5699	Bolt, Sq. Neck, 3/8-16x4	4
-41	MS27040-12	96906	5310-00-982-4947	Nut, Plain, Square, 3/8-16	4
-42	AN933-6	88044	4730-00-278-2999	Plug, Pipe, Hex., 3/4-NPT	1
-43	8115MN111	81996	8115-00-758-1939	Gasket, Record Receptacle	1
-44	MS90725-13	96906	5305-00-071-2238	Bolt, Hex. Hd., ¼-20x1 3/4	4
-45	8115MNP000	81996	9905-00-800-1407	Nameplate (Standard Blank)	
-46	MS21045-6	96906	5310-00-982-4908	Nut, Lock, Hex. 3/8-24---Used on Container 8115CON036-2 only	
-47	MS90726-62	96906	5305-00-269-2805	Bolt, Hex. Hd., 3/8-24x11---Used on container 8115CON036-2 only	

<u>Figure & Index No.</u>	<u>Part No.</u>	<u>Mfg. Code</u>	<u>National Stock No.</u>	<u>Description</u>	<u>Quantity Per Assembly</u>
-48	66E38632-7	98750	8145-00-205-0369	Support, Mounting Bracket-- Used on Container 8115CON036-2 only	4
-49	66E38632-9	98750	8145-00-205-0370	Support, Mounting Bracket-- Used on Container 8115CON036-2 only	4
-50	66E38632-11	98750	8145-00-205-0365	Plate, Mounting Bracket-- Used on Container 8115CON036-2 only	4
-51	MS90725-109	96906	5305-00-044-4153	Bolt, Hex. Hd., 1/2-13x1-- Used on Container 8115CON036-2 only	12
-52	MS35340-48	96906	5310-00-834-7606	Washer, Lock, Heavy, 1/2-inch-- Used on Container 8115CON036-2 only	20
-53	MS90725-111	96906	5305-00-782-9495	Bolt, Hex. Hd., 1/2-13x1 1/4-- Used on Container 8115CON036-2 only	8
-54	MS35340-48	96906	5310-00-834-7606	Washer, Lock, Heavy, 1/2-inch-- Used on Container 8115CON036-2 only	
-55	MS27183-13	96906	5310-00-087-7493	Washer, Flat, 3/8-inch	28
-56	MS27183-11	96906	5310-00-809-3078	Washer, Flat, 5/16-inch	8
-57	MS35338-46	96906	5310-00-637-9541	Washer, Lock, 3/8-inch	
-58	MS35338-44	96906	5310-00-582-5965	Washer, Lock, Y-inch	10
-59	MS27183-17	96906	5310-00-809-5997	Washer, Flat, i-inch	48
-60	MS27183-13	96906	5310-00-087-7493	Washer, Flat, 3/8-inch--Used on Container 8115CON036-2 only	
-61	MS27183-13	96906	5310-00-087-7493	Washer, Flat, 3/8-inch	

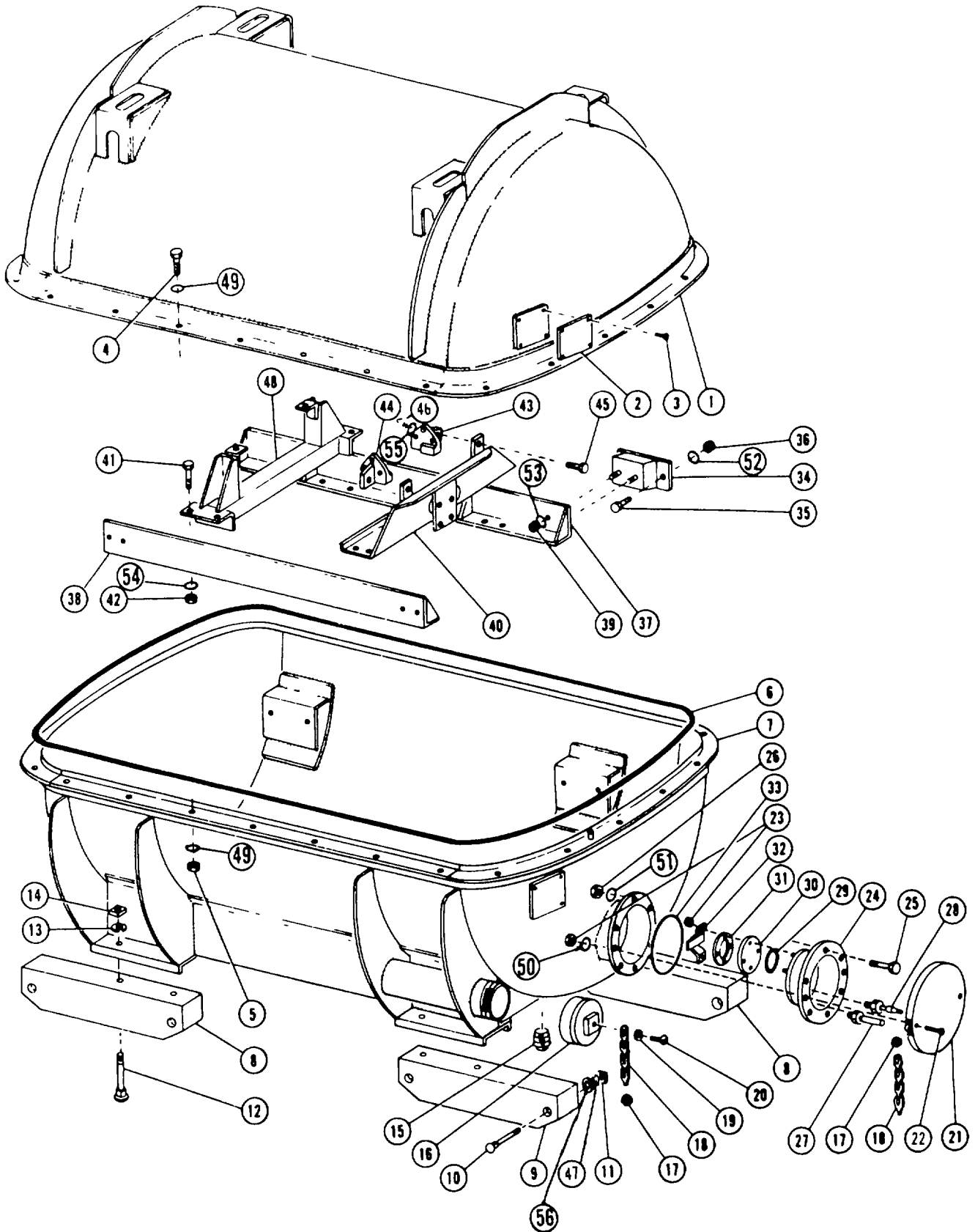


Figure C-2. Shipping and storage container, engine (SK2500-1-1).

<u>Figure & Index No.</u>	<u>Part No.</u>	<u>Mfg. Code</u>	<u>National Stock No.</u>	<u>Description</u>	<u>Quantity Per Assembly</u>
-	SK2500-1-1	70199	8145-00-613-9409	Shipping and Storage Container, Engine (0-480 Series)	
-1	SK11267	70199		Upper Assembly	
-2	8115MNP000	81996	9905-00-800-1407	Nameplate (Standard Blank)	2
-3	MS21318-15	96906	5305-00-253-5612	Screw, Drive, No. 2x¼	8
-4	MS90725-113	96906	5305-00-042-6417	Bolt, Hex. Hd., ½-13x1½	26
-5	MS51967-14	96906	5310-00-768-0318	Nut, Plain, Hex., ½-13	26
-6	8115MNP091-1	81996	8115-00-856-4073	Gasket, Container Closure	1
-7	SK11268	70199		Lower Assembly	
-8	SK11269-1	70199		Skid	2
-9	SK11269-2	70199		Skid	
-10	MS35751-79	96906	5306-00-089-1421	Bolt, Sq. Neck, 3/8-16x3½	8
-11	MS27040-12	96906	5310-00-982-4947	Nut, Plain, Square, 3/8-16	8
-12	MS35751-136	96906	5306-00-089-1424	Bolt, Sq. Neck, ½-13x4½	8
-13	MS35338-48	96906	5310-00-584-5272	Washer, Lock, ½-inch	8
-14	MS27040-14	96906	5310-00-982-4940	Nut, Plain, Square, ½-16	8
-15	MS20913-6S	96906	4730-00-221-2140	Plug, Pipe, Sq. Hd., 3/4-NPT	1
-16	SK11194	70199		Cover, Record Receptacle	1
-17	SK11205	70199	5365-00-357-6593	Ring, Chain Retaining	2
-18	NAS1455-40-5C	80205	4010-00-262-1552	Chain, Flat Link, No. 40x5	2
-19	MS27183-5	96906	5310-00-983-8483	Washer, Flat, 5/32-inch	1
-20	MS21318-27	96906	5305.-00-253-5618	Screw, Drive, No. 6x¼	1
-21	SK11199	70199	8115-00-024-7060	Cover, Inspection Port	1

<u>Figure & Index No.</u>	<u>Part No.</u>	<u>Mfg. Code</u>	<u>National Stock No.</u>	<u>Description</u>	<u>Quantity Per Assembly</u>
-22	MS90725-8	96906	5305-00-225-3839	Bolt, Hex. Hd., -20x1	2
-23	M951967-2	96906	5310-00-761-6882	Nut, Plain, Hex, ¼-20	6
-24	SK11200	70199	8115-00-024-7084	Housing, Inspection Port	1
-25	MS90725-60	96906	5305-00-269-3211	Bolt, Hex. Hd., 3/8-16x1	6
-26	MS51967-8	96906	5310-00-732-0558	Nut, Plain, Hex., 3/8-16	6
-27	C13B	70587	4820-00-820-7017	Valve, Air Pressure Relief	1
-28	645A6	53477	4820-00-242-4064	Valve, Air Filling	1
-29	8115MNP110-3	81996	5330-00-756-3855	Gasket, Service Receptacle Cover	1
-30	SK11201	70199	8115-00-024-7130	Window, Inspection Port	1
-31	SK11202	70199	8115-00-024-7104	Ring, Window Retaining	1
-32	SK11203	70199		Holder, Humidity Indicator	1
-33	8115MNP109-3	81996	5330-00-756-3856	Gasket, Service Receptacle	1
-34	J5366-1	76005		Mount, Shock	4
-35	MS90726-58	96906	5305-00-269-2801	Bolt, Hex. Hd., 3/8-24x3/4	8
-36	MS21045-6	96906	5310-00-982-4908	Nut, Lock, Hex., 3/8-24	8
-37	SK11279-1	70199		Angle Assembly, Left-Hand	1
-38	SK11279-2	70199		Angle Assembly, Right-Hand	1
-39	MS51922-17	96906	5310-00-087-4652	Nut, Lock, Hex., 3/8-16	8
-40	SK11274	70199		Mount Assembly, Front	1
-41	MS90726-111	96906	5305-00-761-4227	Bolt, Hex. Hd., ½-20x1 ¼	8
-42	MS51922-37	96906	5310-00-067-9507	Nut, Lock, Hex., 1½-20	10
-43	SK11261-1	70199	8115-00-856-4958	Bracket Assembly, Mounting, Left-Front	1

<u>Figure & Index No.</u>	<u>Part No.</u>	<u>Mfg. Code</u>	<u>National Stock No.</u>	<u>Description</u>	<u>Quantity Per Assembly</u>
-44	SK11261-2	70199		Bracket Assembly, Mounting, Right-Front	1
-45	MS90726-114	96906	5305-00-725-4187	Bolt, Hex. Hd., 1/2-20x1 3/4	2
-46	MS51922-37	96906	5310-00-067-9507	Nut, Lock, Hex., 1/2-20	
-47	MS35338-46	96906	5310-00-637-9541	Washer, Lock, 3/8-inch	14
-48	SK11275	70199		Mount Assembly, Rear	1
-49	MS27183-17	96906	5310-00-809-5997	Washer, Flat, 1/2-inch	64
-50	MS35338-44	96906	5310-00-582-5965	Washer, Lock, 1/4 inch	2
-51	MS35338-46	96906	5310-00-637-9541	Washer, Lock, 3/8-inch	
-52	MS27183-13	96906	5310-00-087-7493	Washer, Flat, 3/8-inch	24
-53	MS27183-13	96906	5310-00-087-7493	Washer, Flat, 3/8-inch	
-54	MS27183-17	96906	5310-00-809-5997	Washer, Flat, 1/2-inch	
-55	MS27183-17	96906	5310-00-809-5997	Washer, Flat, 1/2-inch	
-56	MS27183-13	96906	5310-00-087-7493	Washer, Flat, 3/8-inch	

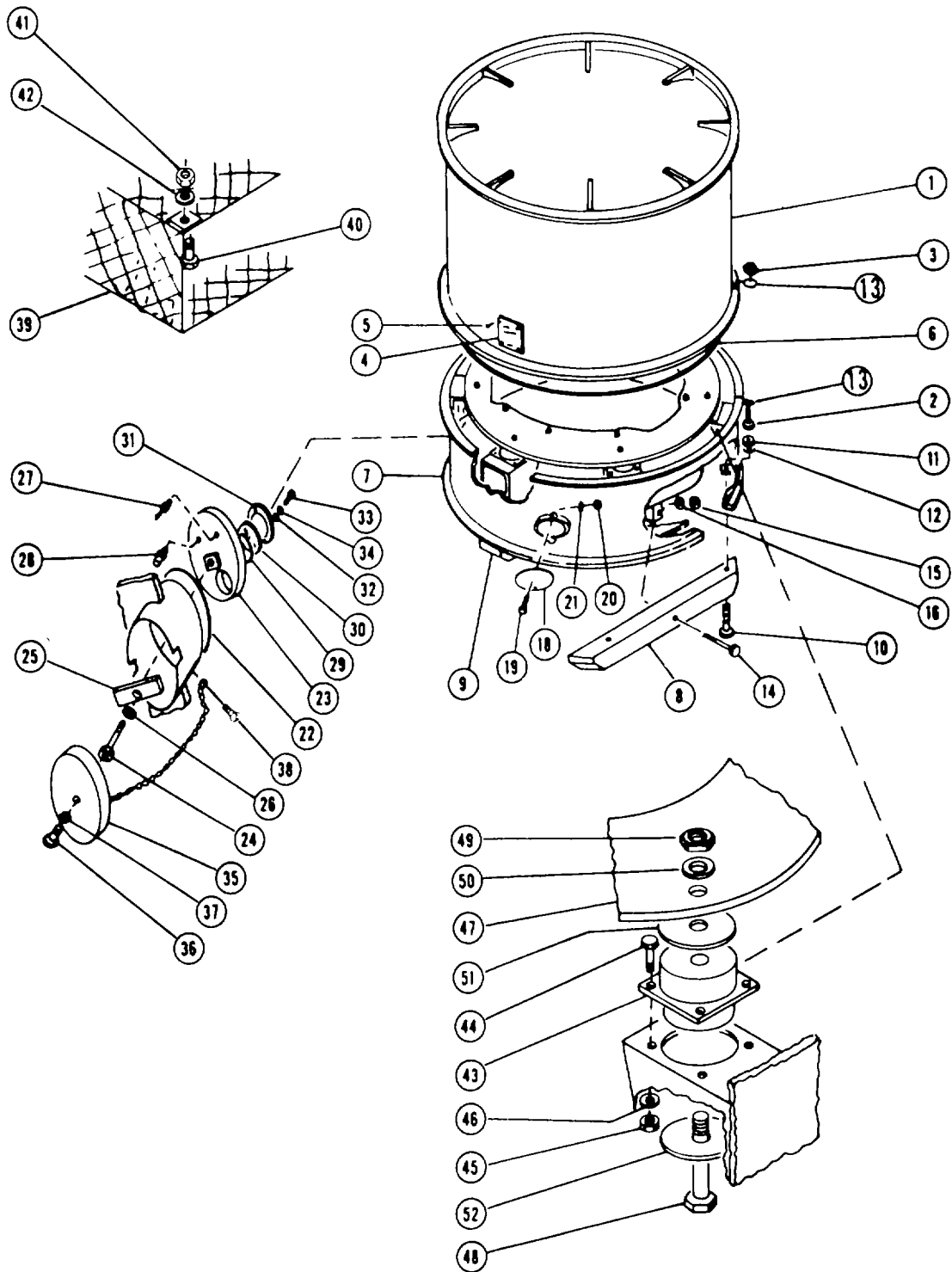


Figure C-3. Shipping and storage container, engine (GB100).

<u>Figure & Index No.</u>	<u>Part No.</u>	<u>Mfg. Code</u>	<u>National Stock No.</u>	<u>Description</u>	<u>Quantity Per Assembly</u>
3-	GB100	50741	8145-00-390-5560	Shipping and storage Container, Engine (R-1340 Series)	
-1	BB15075	50741		Upper Assembly	
-2	MS90725-111	96906	5305-00-782-9495	Bolt, Hex, Hd., ½- 13 x 1 ½	20
-3	MS51967-14	96906	5310-00-768-0318	Nut, Plain, Hex., ½-13	20
-4	8115MNP000	81996	9905-00-800-1407	Nameplate (Standard Blank)	1
-5	MS21318-15	96906	5305-00-253-5612	Screw, Drive, No. 2 x ¼	4
-6	8115MNP091-1	81996	8115-00-856-4073	Gasket Container Closure	1
-7	BB15083	50741		Lower Assembly	
-8	BE15329	50741		Skid, Side	2
-9	BE15041	50741		Skid, Center	1
-10	MS35751-162	96906	5306-00-152-5495	Bolt, Sq. Neck, 5/8-11 x 4	6
-11	MS27040-15	96906	5310-01-037-8166	Nut, Plain, Square 5/8-11	9
-12	MS35338-50	96906	5310-00-820-6653	Washer, Lock, 5/8-inch	9
-13	MS27183-17	96906	5310-00-809-5997	Washer, Flat, 11-inch	40
-14	MS35751-165	96906		Bolt, Sq. Neck, 5/8-11 x 5½	3
-15	MS27040-15	96906	5310-01-037-8166	Nut, Plain, Square, 5/8-11	

<u>Figure & Index No.</u>	<u>Part No.</u>	<u>Mfg. Code</u>	<u>National Stock No.</u>	<u>Description</u>	<u>Quantity Per Assembly</u>
-16	MS35338-50	96906	5310-00-820-6653	Washer, Lock, 5/8-inch	
-18	AE6981A	50741	8115-00-066-7260	Cover, Record Receptacle	1
-19	MS90725-10	96906	5305-00-071-2241	Bolt, Hex. Hd., ¼-20 x 1 ¼	2
-20	MS51967-2	96906	5310-00-761-6882	Nut, Plain, Hex., ¼-20	2
-21	MS35338-44	96906	5310-00-582-5965	Washer, Lock, ¼ -inch	7
-22	AE6886	50741	8115-00-656-6053	Gasket	1
-23	AE6783A	50741	3145-00-394-4022	Plate	1
-24	8115MNP037-2	81996	5306-00-151-9834	Bolt, Special	1
-25	AE6780A	50741	8115-00-394-4020	Bar, Lock	1
-26	MS35338-48	96906	5310-00-584-5272	Washer, Lock, ½-inch	1
-27	645A6	53477	4820-00-242-4064	Valve, Air Filling	1
-28	C13B	70587	4820-00-820-7017	Valve, Air Pressure Relief	1
-29	AE6863	50741	5330-00-599-8122	Gasket	1
-30	AE6955	50741	8115-00-066-9050	Window, Humidity Indicator	1
-31	AE6865	50741	8115-00-035-5916	Holder, Humidity Indicator	1
-32	AE7122	50741		Clip, Humidity Indicator	1
-33	MS90725-5	96906	5305-00-068-0501	Bolt, Hex. Hd., 4-20x5/8	4
-34	MS35338-44	96906	5310-00-582-5965	Washer, Lock, ¼ -inch	
-35	AE6989	50741	8115-00-066-9051	Cover, Service Receptacle (Includes Chain)	1
-36	MS90725-6	96906	5305-00-068-0502	Bolt, Hex. Hd., ¼ -20x3/4	3
-37	MS35338-44	96906	5310-00-582-5965	Washer, Lock, ¼ -inch	
-38	MS21318-29	96906	5305-00-253-5620	Screw, Drive, No. 6x3/8	1
-39	BE15055	50741		Basket, Desiccant	1
-40	MS90725-6	96906	5305-00-068-0502	Bolt, Hex. Hd., ¼-20x3/4	

<u>Figure & Index No.</u>	<u>Part No.</u>	<u>Mfg. Code</u>	<u>National Stock No.</u>	<u>Description</u>	<u>Quantity Per Assembly</u>
-41	MS51922-1	96906	5310-00-088-1251	Nut, Hex., Lock, ¼ -20	2
-42	MS27183-9	96906	5310-00-823-8804	Washer, Flat, ¼ -inch	2
-43	J2343-4	76005	8115-00-073-9789	Mount, Shock	6
-44	MS90726-62	96906	5305-00-269-2805	Bolt, Hex. Hd., 3/8-24x1 ¼	24
-45	MS21045-6	96906	5310-00-982-4908	Nut, Hex., Lock, 3/8-24	24
-46	MS27183-13	96906	5310-00-087-7493	Washer, Flat, 3/8-inch	24
-47	BC10456	50741		Plate, Engine Mounting	1
-48	MS90725-175	96906	5305-00-724-6759	Bolt, Hex. Hd., 5/8-11x3 ¾	6
-49	MS51922-49	96906	5310-00-269-4040	Nut, Hex., Lock, 5/8-11	6
-50	MS27183-21	96906	5310-00-823-8803	Washer, Flat, 5/8-inch	6
-51	BE10815	50741	5310-00-074-9049	Washer, Special Snubbing	12
-52	BE10815	50741	5310-00-074-9049	Washer, Special Snubbing	

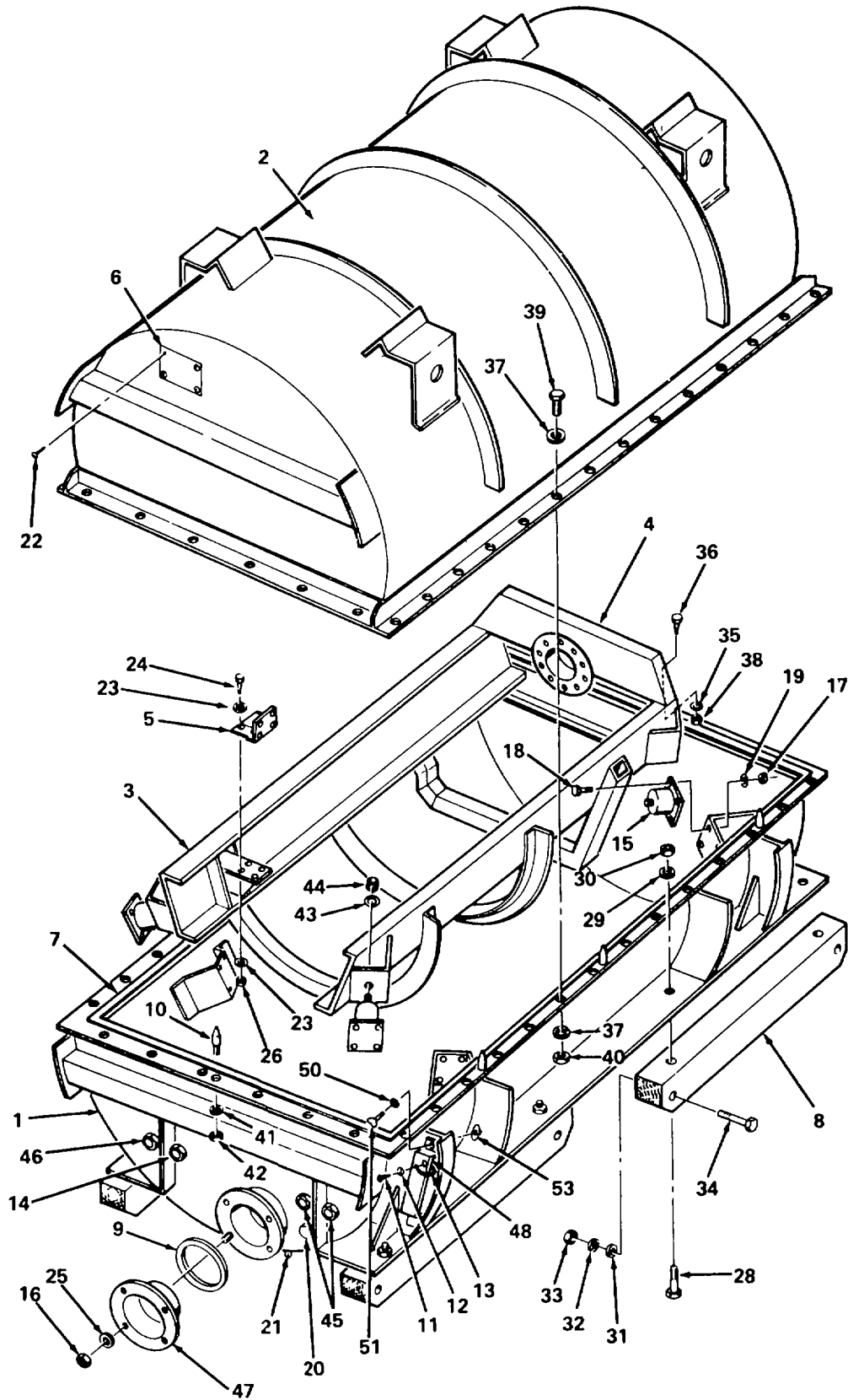


Figure C-4. Shipping and storage container, engine (8115CON041).

Figure & Index No.	Part No.	Mfg. Code	National Stock No.	Description	Quantity Per Assembly
~4 {	8115CON041	81996	8145-00-119-1029	Shipping & storage Container, Engine (T73 Series)	
	969A1	98425			
-1	969A2	98425		Bottom Assembly	
-2	969A3	98425		Cover Assembly	
-3	969A4	98425		Frame Assembly	
-4	969A5	98425	8145-00-163-9020	Bracket Assembly, Aft	1
-5	969A6	98425	8145-00-163-9019	Bracket Assembly, Fwd. Mounting	2
-6	8115MNP000	81996	9905-00-800-1407	Nameplate (Standard Blank)	1
-7	969A100	98425	5330-01-041-8892	Gasket, Container Closure	1
-8	969A130	98425	1740-01-045-7895	Skid	4
-9	969A157	98425	5330-01-041-9178	Gasket, Service Receptacle	1
-10	969A160	98425	5315-00-173-7121	Pin, Locating	8
-11	MS21318-52	96906	5305-00-253-5628	Screw, Drive, No. 12x ½	2
-12	MS27183-7	96906	5310-00-809-8544	Washer, Flat, 3/16-inch	2
-13	NAS1455-50-5C	80205	4010-00-210-6261	Chain, Flat Link, No. 50x5	1
-14	TA330-111-0401-16-R	08992	4820-00-155-8593	Valve, Pressure Relief, 2-way	1
-i5	J5735-113	76005	5340-00-173-1172	Mount, Shock	4
-16	MS51968-8	96906	5310-00-732-0559	Nut, Plain, Hex., 3/8-24	4
-17	MS21044N6	96906	5310-00-950-0039	Nut, Lock, Hex., 3/8-24	16
-18	MS90726-62	96906	5305-00-269-2805	Bolt, Hex. Hd., 3/8-24 x 1 ¼	16

<u>Figure & Index No.</u>	<u>Part No.</u>	<u>Mfg. Code</u>	<u>National Stock No.</u>	<u>Description</u>	<u>Quantity Per Assembly</u>
-19	MS27183-13	96906	5310-00-087-7493	Washer, Flat, 3/8-inch	24
-20	MS20913-1S	96906	4730-00-221-2136	Plug, Pipe, Sq. Hd., 1/8-NPT	1
-21	MS20913-6S	96906	4730-00-221-2140	Plug, Pipe, Sq. Hd., 3/4-NPT	1
-22	MS21318-15	96906	5305-00-253-5612	Screw, Drive, No. 2xk	4
-23	MS27183-13	96906	5310-00-087-7493	Washer, Flat, 3/8-inch	
-24	MS90725-62	96906	5305-00-269-3213	Bolt, Hex. Hd., 3/8-16x1 ¼	4
-25	MS35338-46	96906	5310-00-637-9541	Washer, Lock, 3/8-inch	4
-26	MS51922-17	96906	5310-00-087-4652	Nut, Lock, Hex., 3/8-16	12
-28	MS35751-135	96906	5306-00-177-5733	Bolt, Hex. Hd., ½-13x4	8
-29	MS35338-48	96906	5310-00-584-5272	Washer, Lock, ½-inch	16
-30	MS27040-14	96906	5310-00-982-4940	Nut, Plain, Square, ½-13	16
-31	MS27183-17	96906	5310-00-809-5997	Washer, Flat, ½-inch	S2
-32	MS35338-48	96906	5310-00-584-5272	Washer, Lock, ½-inch	
-33	MS27040-14	96906	5310-00-982-4940	Nut, Plain, Square, ½-13	
-34	MS35751-131	96906	5306-00-848-7045	Bolt, Sq. Neck, ½-13x3	8
-35	MS27183-21	96906	5310-00-823-8803	Washer, Flat, 5/8-inch	4
-36	MS90726-162	96906	5305-00-727-5677	Bolt, Hex. Hd., 5/8-18x11	2
-37	MS27183-17	96906	5310-00-809-5997	Washer, Flat, ½-inch	
-38	MS51922-53	96906	5310-00-225-6408	Nut, Lock, Hex., 5/8-18	2
-39	MS90726-113	96906	5305-00-725-4183	Bolt, Hex. Hd., ½-20x1½	40
-40	MHS51968-14	96906	5310-00-732-0560	Nut, Plain, Hex., ½-20	40
-41	MS27183-13	96906	5310-00-087-7493	Washer, Flat, 3/8-inch	
-42	MS51922-17	96906	5310-00-087-4652	Nut, Lock, Hex., 3/8-16	
-43	MS27183-17	96906	5310-00-809-5997	Washer, Flat, ½-inch	

<u>Figure & Index No.</u>	<u>Part No.</u>	<u>Mfg. Code</u>	<u>National Stock No.</u>	<u>Description</u>	<u>Quantity Per Assembly</u>
-44	MS51922-33	96906	5310-00-225-6993	Nut, Lock, Hex., 1/2-13	4
-45	8034636	18876	6685-00-833-1223	Indicator Assembly, Humidity---Used as viewing port Omit humidity indicator card	3
-46	8034636	18876	6685-00-833-1223	Indicator Assembly, Humidity	
---	8034638	18876	6685-00-052-1865	Card, Humidity Indicator (Not illustrated)---Component of 8034636	1
-47	969A153	98425	8145-00-174-7814	Cover, Service Receptacle	1
-48	969A9	98425	8145-00-108-6335	Cover Assembly, Record Receptacle (Includes Attaching Hardware)	1
---	9691158	98425		Gasket, Record Receptacle (Not illustrated)---Make from Rubber Sheet 9320-00-901-4278 and cement in place with Adhesive 8040-00-165-8614	1
-50	12-11014-13	94222	5310-00-685-6783	Washer	2
-51	12-12-303-11	94222	5310-00-826-7130	Screw, Wing	2
-53	12-11015-13	94222	5310-00-773-3835	Receptacle	2
---	MS20427-3C5	96906	5320-00-845-7751	Rivet, Solid, Countersunk Hd., 3/32 x 5/16 (Not illus- trated)---2 Ea. used to attach 12-11015-13 Receptacle to 969A2 Bottom Assembly.	4

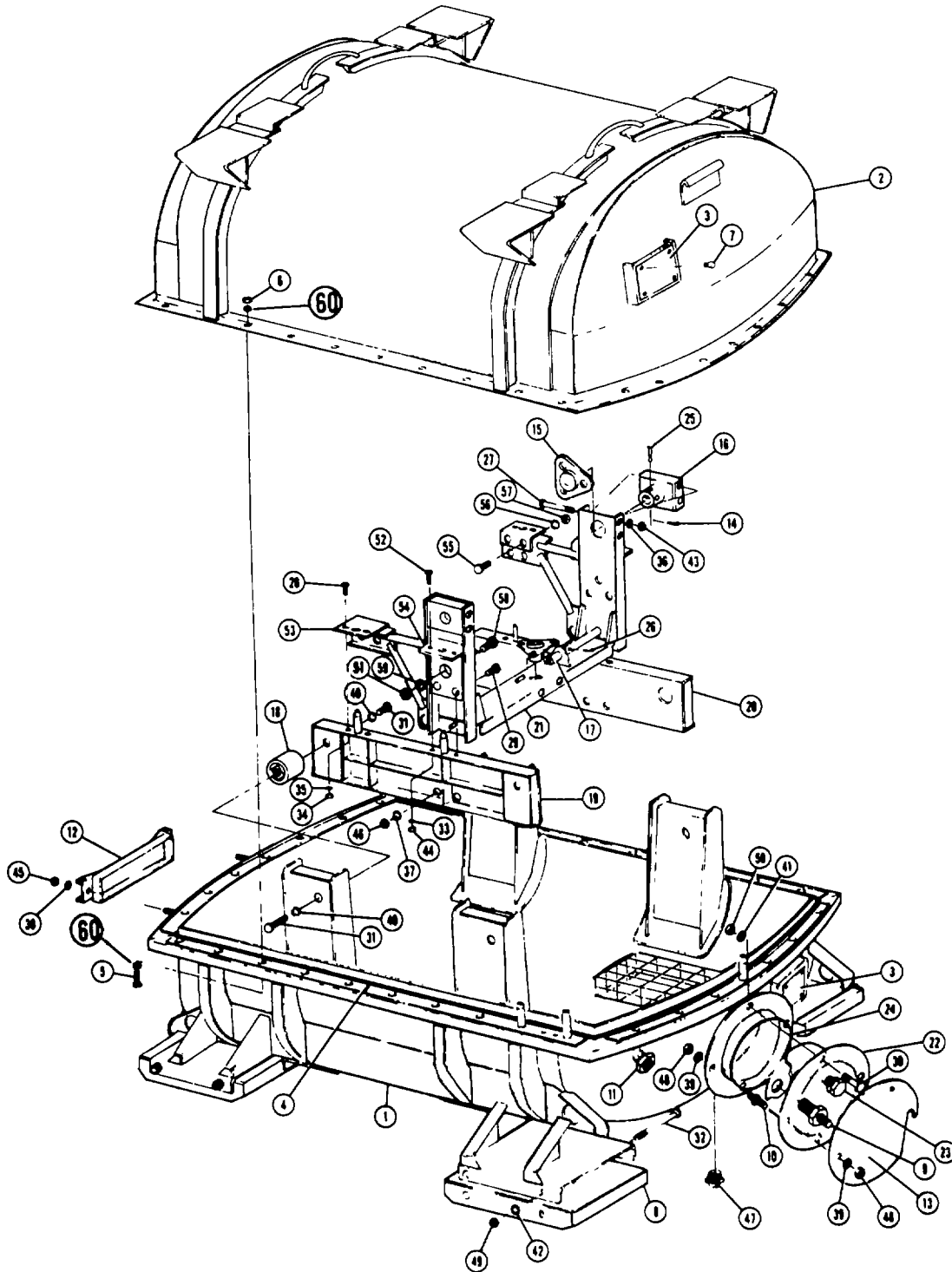


Figure C- 5. Shipping and storage container, engine (8145CON001).

<u>Figure & Index No.</u>	<u>Part No.</u>	<u>Mfg. Code</u>	<u>National Stock No.</u>	<u>Description</u>	<u>Quantity Per Assembly</u>
5-	8145CON001	81996	8145-00-034-1063	Shipping & storage Container, Engine (T63-A-5A, -A-700, -A-720)	
--	6857364	73342	8115-00-982-0416	Same as Container 8145CON001 except for shorter skid width and smaller skid mounting brackets. The following parts are used on both, Containers 8145CON001 and 6857364, except where otherwise indicated.	
-1	8145CON001-1	81996		Bottom Assembly--Used on Container 8145CON001 only	
--	6858322	73342		Bottom Assembly--Used on Container 6857364 only	
-2	8145CON001-2	81996		Cover Assembly--Used on Container 8145CON001 only	
--	6858323	73342		Cover Assembly--Used on Container 6857364 only	
-3	8115MNP000	81996	9905-00-800-1407	Nameplate (Standard Blank)	2
-4	6858325	73342	5330-00-879-1633	Gasket, Container Closure	1
-5	MS90725-64	96906	5305-00-269-3214	Bolt, Hex. Hd., 3/8-16x11	32
-6	MS51967-8	96906	5310-00-732-0558	Nut, Plain, Hex., 3/8-16	38
-7	MS21318-15	96906	5305-00-253-5612	Screw, Drive, No. 2xk	8
-8	8145MKC001	81996	1740-01-044-8046	Skid--Used on Container 8145CON001 only	4
--	6858333	73342	8115-00-071-4511	Skid--Used on Container (4 rqr) 6857364 only	

Figure & Index No.	Part No.	Mfg. Code	National Stock No.	Description	Quantity Per Assembly
-9	645A6	53477	4820-00-242-4064	Valve, Air Filling	1
-10	6800053	73342	5307-00-558-9264	Bolt, Double End	2
-11	8034636	18876	6685-00-833-1223	Indicator, Humidity	1
---	8034638	18876	6685-00-052-1865	Card, Humidity Indicator (Not illustrated)--Component of 8034636	1
-12	6800485	73342	8115-00-570-6305	Cover Assembly, Record Receptacle	1
-13	6800499	73342	8115-00-076-0313	Cover, Service Receptacle	1
-14	1HP-115	73287	5315-00-829-8334	Pin, Cotter	3
-15	6842523	73342	8115-00-865-7918	Bracket, Engine Mounting	3
-16	6842539	73342	8115-00-865-7915	Adapter, Engine Mounting	
-17	6842540	73342	8115-00-865-7916	Pin Assembly, Lower Bracket	1
-18	J3424-80	76005	5340-00-857-3300	Mount, Shock	
-19	6858329	73342	8115-00-071-4510	Rail Assembly, Right-Hand	1
-20	6858330	73342	8115-00-071-4513	Rail Assembly, Left-Hand	1
-21	6858331	73342		Yoke Assembly	
-22	6858332	73342	8115-00-828-8026	Receptacle, Service	1
-23	TA300-70-05-R	08992	4820-00-876-8900	Valve, Pressure Relief, 2-way	1
-24	MS29561-437	96906	5330-00-989-5369	Packing, Preformed, O-Ring, 275x5.975 Dia.	1
-25	MS20392-4C37	96906	5315-00-812-3685	Pin, Straight Headed, 5/16 x 1 13/32	2
-26	MS24665-283	96906	5315-00-842-3044	Pin, Cotter, 3/32 x 3/4	1
-27	MS90727-18	96906	5305-00-267-8962	Bolt, Hex. Hd., 1/4-28x3	6
-28	MS90727-34	96906	5305-00-051-4076	Bolt, Hex. Hd., 5/16-24x1	14
-29	MS90727-39	96906	5306-00-051-4081	Bolt, Hex. Hd., 5/16-24 x 1 3/4	4

Figure & Index No.	Part No.	Mfg. Code	National Stock No.	Description	Quantity Per Assembly
-30	MS90725-60	96906	5305-00-269-3211	Bolt, Hex. Hd., 3/8-16x1	2
-31	MS90725-106	96906	5305-00-071-1765	Bolt, Hex. Hd., 1/2 -13x5/8	8
-32	65-8-90	99238	5306-00-174-9484	Bolt, Machine, Hex. Hd., 1/2-13x9--Used on Container 8145CON001 only	8
	MS90725-117	96906	5305-00-716-8128	Bolt, Hex. Hd., 1/2-13x2 1/2--Used on Container 6857364 only	(8 rqr'd)
-33	MS27183-11	96906	5310-00-809-3078	Washer, Flat, 5/16-inch	18
-34	MS21044N5	96906	5310-00-088-0553	Nut, Lock, Hex., 5/16-24	12
-35	MS27183-11	96906	5310-00-809-3078	Washer, Flat, 5/16-inch	
-36	MS27183-9	96906	5310-00-823-8804	Washer, Flat, 1/4 -inch	6
-37	MS27183-11	96906	5310-00-809-3078	Washer, Flat, 5/16-inch	
-38	MS35338-44	96906	5310-00-582-5965	Washer, Lock, 1/4-inch	2
-39	MS35338-46	96906	5310-00-637-9541	Washer, Lock, 3/8-inch	6
-40	MS35338-48	96906	5310-00-584-5272	Washer, Lock, 1/2 -inch	16
-41	MS35338-46	96906	5310-00-637-9541	Washer, Lock, 3/8-inch	
-42	MS35338-48	96906	5310-00-584-5272	Washer, Lock, 1/2 -inch	
-43	MS21044N4	96906	5310-00-877-5796	Nut, Lock, Hex., 1/4-28	6
-44	MS21044N5	96906	5310-00-088-0553	Nut, Lock, Hex., 5/16-24	
-45	MS51968-2	96906	5310-00-768-0319	Nut, Plain, Hex., 1/4 -28	2
-46	MS21044N5	96906	5310-00-088-0553	Nut, Lock, Hex., 5/16-24	
-47	MS20913-6S	96906	4730-00-221-2140	Plug, Pipe, Sq. Hd., 3/4-NPT	1
-48	MS51967-8	96906	5310-00-732-0558	Nut, Plain, Hex., 3/8-16	
-49	MS51967-14	96906	5310-00-768-0318	Nut, Plain, Hex., 1/2-13	8

<u>Figure & Index No.</u>	<u>Part No.</u>	<u>Mfg. Code</u>	<u>National Stock No.</u>	<u>Description</u>	<u>Quantity Per Assembly</u>
-50	MS51967-8	96906	5310-00-732-0558	Nut, Plain, Hex., 3/8-16	
-51	MS51922-13	96906	5310-00-984-3807	Nut, Lock, Hex., 5/16-24	6
---	1HP-115	73287	5315-00-829-8334	Pin, Cotter (Not illustrated. Used to attach Index No. 17 to Index No. 21	
-52	MS90727-34	96906	5305-00-051-4076	Bolt, Hex. Hd., 5/16-24x1	
-53	6858335	73342	8115-00-104-4717	Bracket, Support	2
-54	6858336	73342	8115-00-027-8942	Bracket Assembly, Mounting	2
-55	MS90727-34	96906	5305-00-051-4076	Bolt, Hex. Hd., 5/16-24x1	
-56	MS27183-.11	96906	5310-00-809-3078	Washer, Flat, 5/16-inch	
-57	MS51922-13	96906	5310-00-984-3807	Nut, Lock, Hex., 5/16-24	
-58	MS90727-34	96906	5305-00-051-4076	Bolt, Hex. Hd., 5/16-24x1	
-59	MS27183-11	96906	5310-00-809-3078	Washer, Flat, 5/16-inch	
-60	MS27183-13	96906	5310-00-087-7493	Washer, Flat, 3/8-inch	64

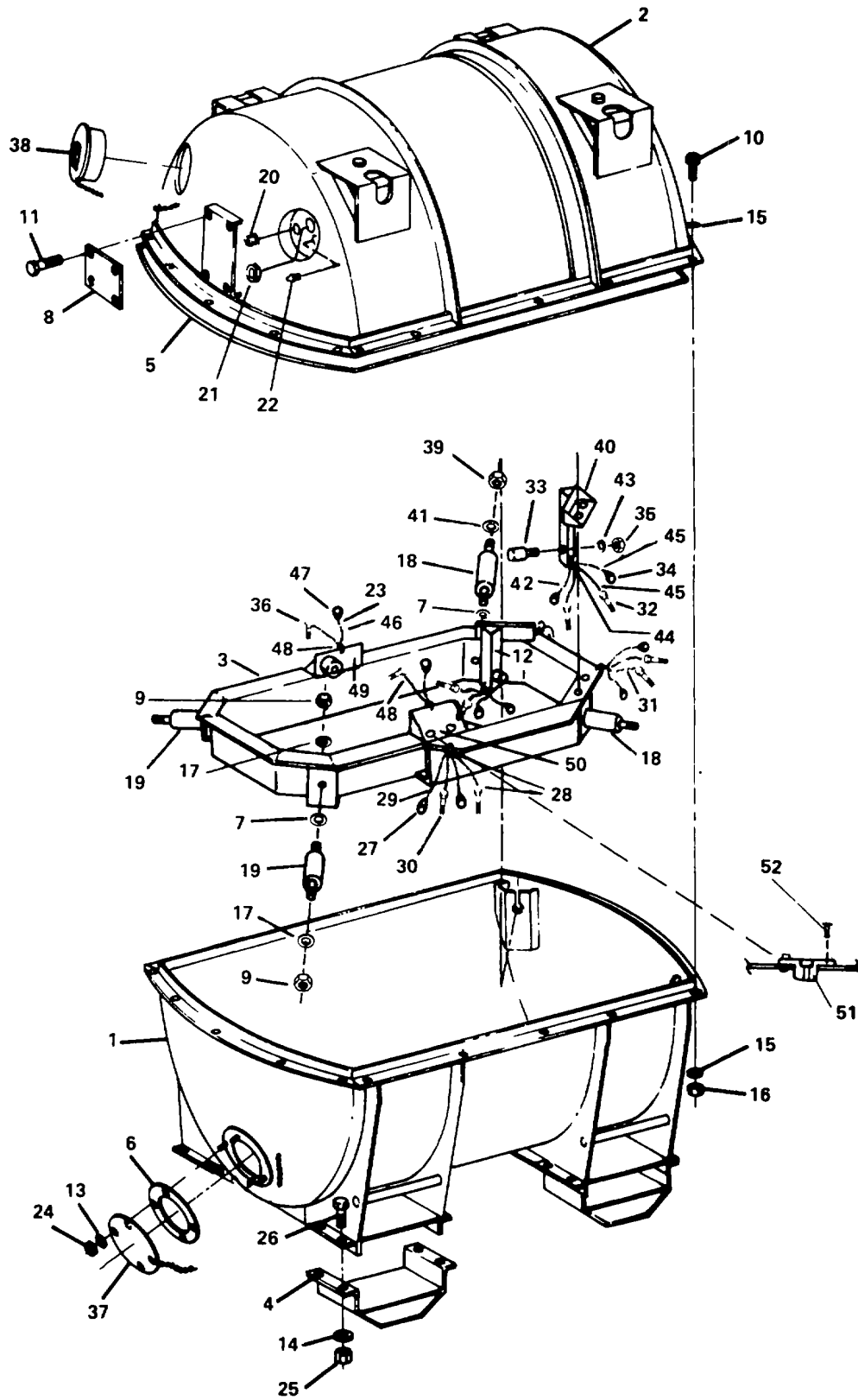
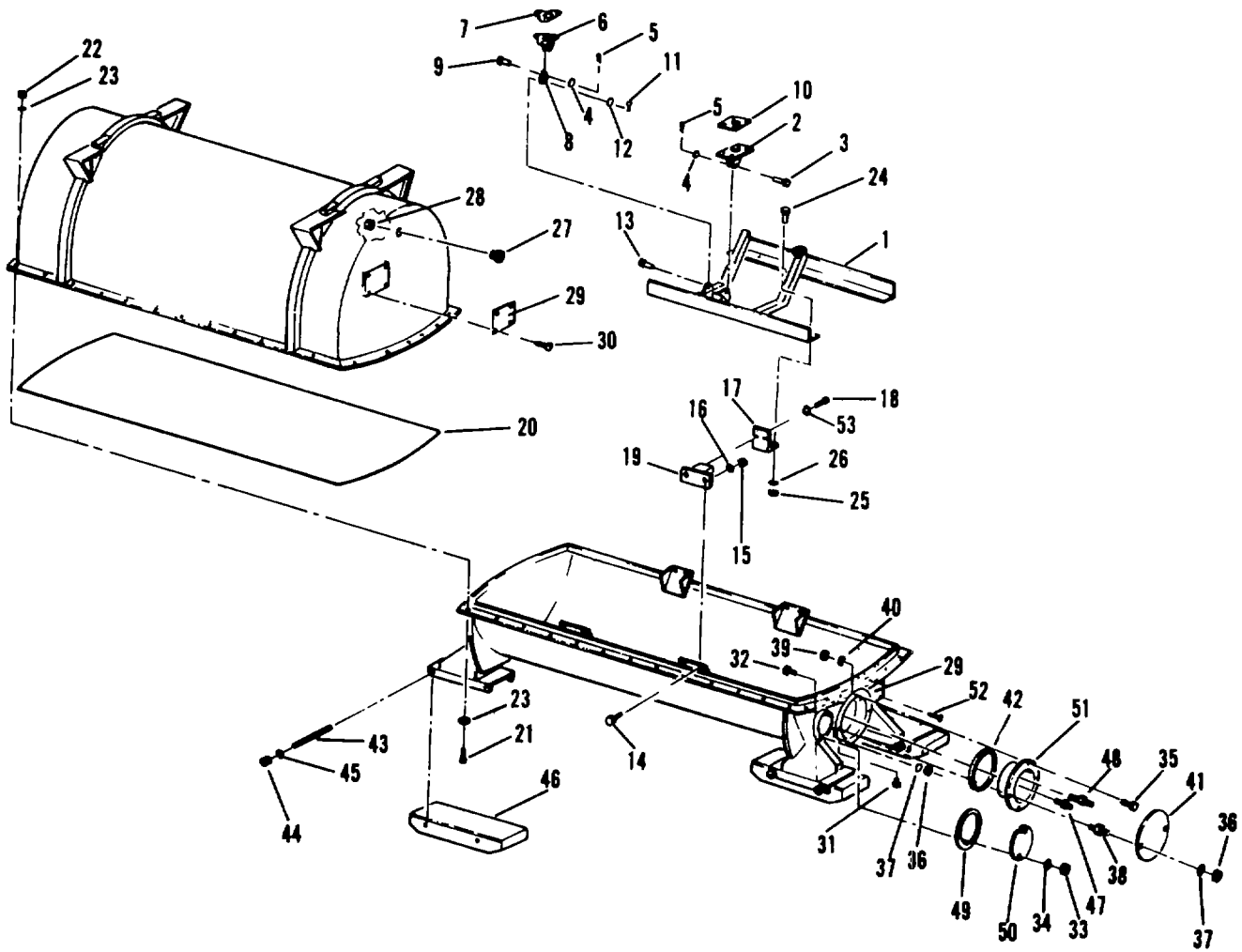


Figure C-6. Shipping and storage container, engine (33061-100).

Figure & Index No.	Part No.	Mfg. Code	National Stock No.	Description	Quantity Per Assembly
6-	33061-100	55820	8145-00-947-6227	Shipping & Storage Container, Engine (T62-T-2, -2A, -2A1)	
-1	33062-0	55820		Bottom Assembly	
-2	33063-0	55820		Cover Assembly	
-3	49369-0	55820		Frame Assembly	
-4	33068-0	55820	8115-00-253-1549	Skid	4
-5	8115MNP082-8	81996	5330-01-652-9178	Gasket, Container Closure	1
-6	33077-1	55820	5330-00-404-5986	Gasket, Desiccant Access	1
-7	33061-1	55820	5310-00-134-3439	Spacer	4
-8	8115MNP000	81996	9905-00-800-1407	Nameplate (Standard Blank)	1
-9	MS21045-6	96906	5310-00-982-4908	Nut, Lock, Hex., 3/8-24	8
-10	MS90726-33	96906	5306-00-225-9088	Bolt, Hex. Hd., 5/16-24x7/8	20
-11	MS21318-15	96906	5305-00-253-5612	Screw, Drive, No. 2x¼	4
-12	49370-0	55820	8145-01-008-5693	Bracket Assy., Forward, Left-Hand	1
-13	MS35338-44	96906	5310-00-582-5965	Washer, Lock, ¼ -inch	4
-14	MS35338-45	96906	5310-00-407-9566	Washer, Lock, 5/16-inch	16
-15	MS27183-11	96906	5310-00-809-3078	Washer, Flat, 5/16-inch	42
-16	MS51968-5	96906	5310-00-880-7746	Nut, Plain, Hex., 5/16-24	20
-17	MS27183-13	96906	5310-00-087-7493	Washer, Flat, 3/8-inch	8
-18	J8350-4	76005	5340-00-134-3436	Mount, Shock	2
-19	J8350-8	76005	5340-00-067-5718	Mount, Shock	2
-20	C13B	70587	4820-00-820-7017	Valve, Air Pressure Relief	1
-21	8034636	18876	6685-00-833-1223	Indicator Assembly, Humidity	1

<u>Figure & Index No.</u>	<u>Part No.</u>	<u>Mfg. Code</u>	<u>National Stock No.</u>	<u>Description</u>	<u>Quantity Per Assembly</u>
---	8034638	18876	6685-00-052-1865	Card, Humidity Indicator (Not illustrated)--Com- ponent of 8034636	1
-22	645A6	53477	4820-00-242-4064	Valve, Air Filling	1
-23	MS87006-3	96906	4030-00-270-5436	"S" Hook, .080 Dia. wire, 9/16 x 9/32 Dia. loops	18
-24	MS51967-2	96906	5310-00-761-6882	Nut, Plain, Hex., 1/4-20	4
-25	MS51967-5	96906	5310-00-880-7744	Nut, Plain, Hex., 5/16-18	16
-26	MS90725-32	96906	5305-00-225-8497	Bolt, Hex. Hd., 5/16-18x3/4	16
-27	33087-1	55820	5310-00-491-0735	Washer	8
-28	NAS1090-1	80205	4030-00-801-5342	"S" Hook, .072 Dia, wire, 1/4 x 1/2 Dia. loops	18
-29	MS87006-3	96906	4030-00-270-5436	"S" Hook, .080 Dia. wire, 9/16 x 9/32 Dia. loops	
30	33064-9	55820	5306-00-490-5921	Bolt, Hex. Hd., Bar	8
-31	NAS1455-2-10C	80205	4010-00-245-1807	Chain, Flat Link, No. 2x10	24
-32	33066-11	55820	5306-00-438-2101	Bolt	4
-33	33082-1	55820	5315-00-498-6554	Pin, Shear	2
-34	33087-2	55820	5310-00-491-0734	Washer	6
-35	MS21083N5	96906	5310-00-660-3381	Nut, Lock, Hex., 5/16-24	2
-36	33066-13	55820	5306-00-477-3989	Bolt	2
-37	33076-0	55820	8115-00-253-1553	Cover Assembly, Desiccant Access (Includes chain)	1
-38	33D78-0	55820	5340-00-411-4097	Cover Assembly, Record Receptacle (Includes chain)	1

<u>Figure & Index No.</u>	<u>Part No.</u>	<u>Mfg. Code</u>	<u>National Stock No.</u>	<u>Description</u>	<u>Quantity Per Assembly</u>
-39	MS21045-6	96906	5310-00-982-4908	Nut, Lock, Hex., 3/8-24	
-40	49370-100	55820	8145-01-008-5692	Bracket Assy., Forward, Right-Hand	1
-41	MS27183-13	96906	5310-00-087-7493	Washer, Flat, 3/8-inch	
-42	NAS1455-2-10C	80205	4010-00-245-1807	Chain, Flat Link, No. 2x10	
-43	MS27183-11	96906	5310-00-809-3078	Washer, Flat, 5/16-inch	
-44	NAS1090-1	80205	4030-00-801-5342	"S" Hook, .072 Dia. wire, ¼ x ½ Dia. loops	
-45	MS87006-3	96906	4030-00-270-5436	"S" Hook, .080 Dia. wire, 9/16 x 9/32 Dia. loops	
-46	NAS1455-2-10C	80205	4010-00-245-1807	Chain, Flat Link, No. 2x10	
-47	33087-2	55820	5310-00-491-0734	Washer	
-48	NAS1090-1	80205	4030-00-801-5342	"S" Hook, .072 Dia. wire, 1 x ½ Dia. loops	
-49	49371-0	55820	8145-01-008-5694	Bracket Assy., Aft, Left-Hand	1
-50	49371-100	55820	8145-01-008-5695	Bracket Assy., Aft, Right-Hand	1
-51	MS21060L5K	96906	5310-01-056-3540	Nut, Anchor , 5/16-24	8
-52	MS20426AD4-7	96906	5320-00-117-6952	Rivet, Solid, Dimpled Countersunk Hd., 1/8 x 7/16	16



AV107646

Figure C-7. Shipping and storage container, engine (PK926).

<u>Figure & Index No.</u>	<u>Part No.</u>	<u>Mfg. Code</u>	<u>National Stock No.</u>	<u>Description</u>	<u>Quantity Per Assembly</u>
7-	PK926	00198	8145-00-759-8279	Shipping and Storage Container, Engine (T-74 Series)	
-1	PK336	00198		Cradle, Mounting	
-2	PK487	00198	8115-00-105-6233	Bracket, Engine, Front	2
-3	AN121817	88044	5315-00-127-3635	Pin, Straight Headed, 3/8x1 23/32	2
-4	MS27183-13	96906	5310-00-087-7493	Washer, Flat, 3/8-inch	75
-5	MS24665-285	96906	5315-00-816-1794	Pin, Cotter, 3/32x1	2
-6	PK488	00198	8115-00-105-6230	Bracket, Engine, Rear	1
-7	PK498	00198	8115-00-105-6231	Gasket, Rear Engine Mount	1
-8	PK495	00198	8115-00-105-6229	Mount, Swivel	1
-9	MS20392-5C37	96906	5315-00-957-9399	Pin, Straight Headed, Drilled Shank, 3/8x1.209	1
-10	PK497	00198	8115-00-105-6234	Gasket, Mount, Engine	2
-11	MS24665-372	96906	5315-00-059-0491	Pin, Cotter, 1/8x1½	1
-12	MS27183-21	96906	5310-00-823-8803	Washer, Flat, 5/8-inch	1
-13	MS20392-9C43	96906	5315-00-143-6322	Pin, Straight Headed, Drilled Shank, 5/8x1.67	1
-14	MS9520-10	96906	5306-00-182-9447	Bolt, Machine, 5/16-24x7/8	8
-15	MS51922-13	96906	5310-00-984-3807	Nut, Lock, Hex., 5/16-24	16
-16	MS27183-11	96906	5310-00-809-3078	Washer, Flat, 5/16-inch	16
-17	PK749	00198	8115-00-105-6232	Bracket, Mounting	4
-18	MS24693PC317	96906	5305-00-113-3747	Screw, Machine, 5/16-24x 5/8	8
-19	J5294-33	76005	5340-00-106-4477	Mount, Shock	4
-20	PK341	00198	5330-00-106-2362	Gasket, Container Closure	1

<u>Figure & Index No.</u>	<u>Part No.</u>	<u>Mfg. Code</u>	<u>National Stock No.</u>	<u>Description</u>	<u>Quantity Per Assembly</u>
-21	MS90725-62	96906	5305-00-269-3213	Bolt, Hex. Hd., 3/8-16x1 ¼	36
-22	MS51967-8	96906	5310-00-732-0558	Nut, Plain, IHex., 3/8-16	42
-23	MS27183-13	96906	5310-00-087-7493	Washer, Flat, 3/8-inch	
-24	MS9520-12	96906	5306-00-114-1974	Bolt, Machine, Hex. Hd., 5/16-24x1	8
-25	MS51922-13	96906	5310-00-984-3807	Nut, Lock, Hex., 5/16-24	
-26	MS27183-11	96906	5310-00-809-3078	Washer, Flat, 5/16-inch	
-27	8034636	18876	6685-00-833-1223	Indicator, Humidity	1
-28	8034640	18876		Nut, Lock (Included with Index No. 27)	
---	8034638	18876	6685-00-052-1865	Card, Humidity Indicator (Not illustrated)--Component of 8034636	1
-29	8115MNPOO0	81996	9905-00-800-1407	Nameplate (Standard Blank)	2
-30	MS21318-15	96906	5305-00-253-5612	Screw, Drive, No. 2xk	8
-31	MS20913-6S	96906	4730-00-221-2140	Plug, Pipe, Sq. Hd., 3/4-NPT	1
-32	MS90725-33	96906	5306-00-225-8498	Bolt, Hex. Hd., 5/16-18x7/8	2
-33	MS51967-5	96906	5310-00-880-7744	Nut, Plain, Hex., 5/16-18	2
-34	MS35338-45	96906	5310-00-407-9566	Washer, Lock, 5/16-inch	10
-35	MS90725-60	96906	5305-00-269-3211	Bolt, Hex. Hd., 3/8-16x1	2
-36	MS51967-8	96906	5310-00-732-0558	Nut, Plain, Hex., 3/8-16	
-37	MS35338-46	96906	5310-00-637-9541	Washer, Lock, 3/8-inch	6
-38	PK348	00198	5307-00-454-6019	Stud	2
-39	MS51967-8	96906	5310-00-732-0558	Nut, Plain, Hex., 3/8-16	
-40	MS35338-46	96906	5310-00-637-9541	Washer, Lock, 3/8-inch	
-41	PK346	00198	8115-00-800-1596	Cover, Service Receptacle	1

<u>Figure & Index No.</u>	<u>Part No.</u>	<u>Mfg. Code</u>	<u>National Stock No.</u>	<u>Description</u>	<u>Quantity Per Assembly</u>
-42	MS29561-437	96906	5330-00-989-5369	Packing, Preformed, .275x 5.975 Dia.	1
-43	PK980	00198	5307-00-246-6582	Stud	8
-44	MS51967-14	96906	5310-00-768-0318	Nut, Plain, Hex., ½ 13	16
-45	MS35338-48	96906	5310-00-584-5272	Washer, Lock, ½-inch	16
-46	PK979	00198	8115-00-800-1832	Skid	4
-47	C13B	70587	4820-00-820-7017	Valve, Air Pressure Relief	1
-48	645A6	53477	4820-00-242-4064	Valve, Air Filling	1
-49	MS29561-347	96906	5330-00-884-0940	Packing, Preformed, .210x 4.225 Dia.	1
-50	PK343	00198	8115-00-106-2475	Cover, Record Receptacle	1
-51	PK333	00198	8115-00-106-2474	Receptacle, Service	1
-52	MS21318-15	96906	5305-00-253-5612	Screw, Drive, No. 2x¼	
-53	MS35338-45	96906	5310-00-407-9566	Washer, Lock, 5/16-inch	

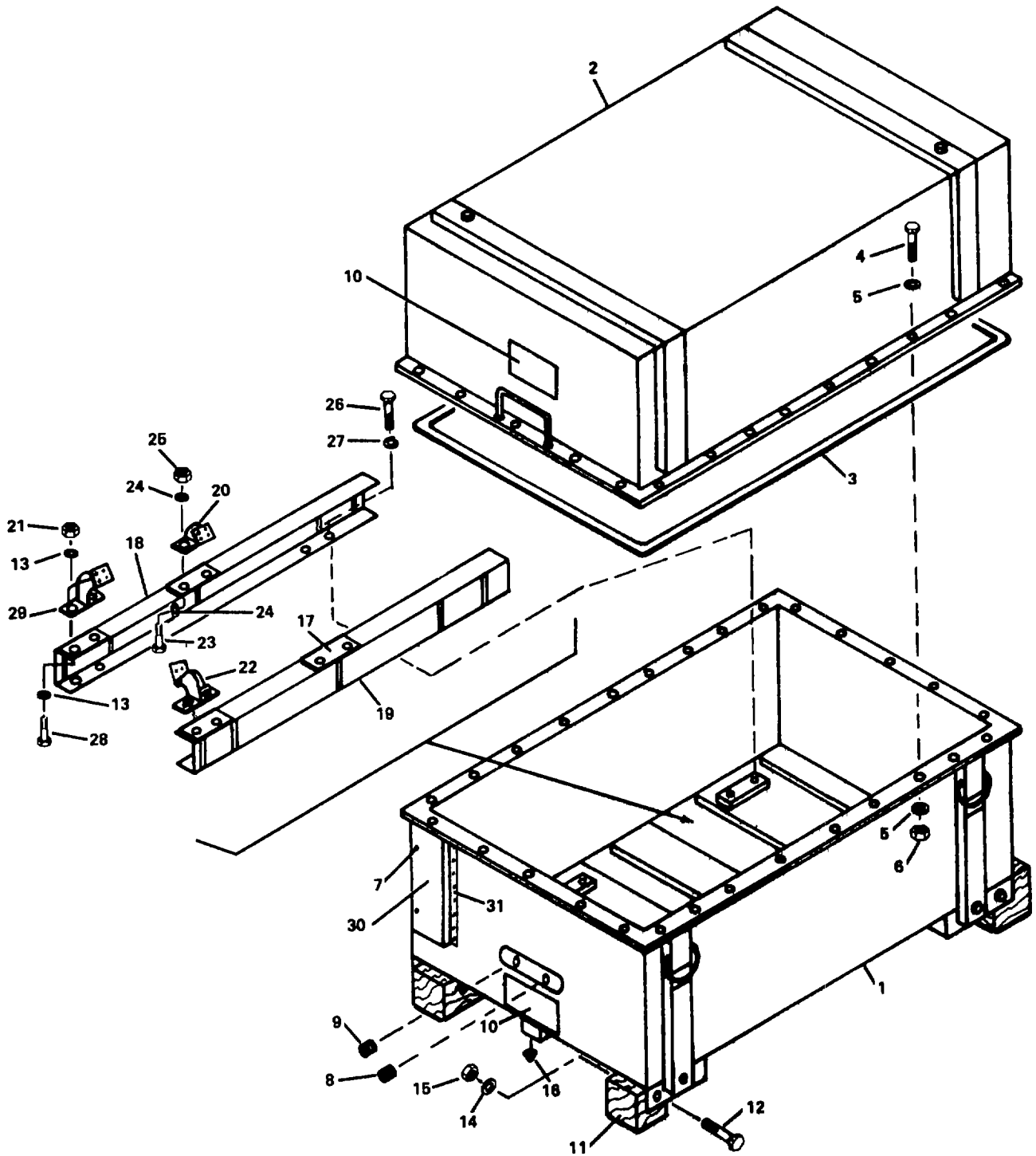


Figure C-8. Shipping and storage container, engine (8145CON002).

<u>Figure & Index No.</u>	<u>Part No.</u>	<u>Mfg. Code</u>	<u>National Stock No.</u>	<u>Description</u>	<u>Quantity Per Assembly</u>
8-	8145CON002	81996	8145-00-152-0048	Shipping & Storage Container, Engine (T53-L-9, -11, -13, -703)	
-1	8145CON002-1	81996		Bottom Assembly	
-2	8145CON002-2	81996		Cover Assembly	
-3	8145CON002-34	81996	5330-01-042-5081	Gasket, Container Closure	1
-4	MS90725-64	96906	5305-00-269-3214	Bolt, Hex. Hd., 3/8-16 x 1½	2£
-5	MS27183-13	96906	5310-00-087-7493	Washer, Flat, 3/8-inch	56
-6	MS51967-8	96906	5310-00-732-0558	Nut, Plain Hex., 3/8-16	26
-7	D7500-12-B-4	26219	5305-01-005-0677	Screw, Captive	2
-8	TA330-15-05R	08992	4820-00-622-7487	Valve, Pressure Relief, 2-way	1
-9	8034636	18876	6685-00-833-1223	Indicator Assembly, Humidity	1
---	8034638	18876	6685-00-052-1865	Card, Humidity Indicator (Not illustrated)---Component of 8034636	1
-10	8145CON002-31	81996	9905-00-617-7712	Nameplate	2
-11	8145CON002-32	81996	1740-01-046-8689	Skid	4
-12	MS90725-24	96906	5305-00-068-9175	Bolt, Hex. Hd., ¼-20 x 4½	8
-13	MS27183-17	96906	5310-00-809-5997	Washer, Flat, ½-inch	1
-14	MS35338-44	96906	5310-00-582-5965	Washer, Lock, ¼-inch	
-15	MS51967-2	96906	5310-00-761-6882	Nut, Plain, Hex., ¼-20	
-16	MHS20913-6S	96906	4730-00-221-2140	Plug, Pipe, Sq. Hd., 3/4-NPT	1
-17	8145CON002-38	81996		Pad, Compression Mount---Make from Rubber Sheet 9320-00-241-9767 and cement in place with Adhesive 8040-00-165-8614	
-18	8145CON002-4-1	81996	8145-00-619-9782	Rail, Engine Mount	1

Figure & Index No.	Part No.	Mfg. Code	National Stock No.	Description	Quantity Per Assembly
-19	8145CON002-4-2	81996	8145-00-619-9780	Rail, Engine Mount	1
-20	8115CON024-16	81996	8115-00-839-0739	Bracket, Aft, Engine Mounting	2
-21	MS51922-33	96906	5310-00-225-6993	Nut, Lock, Hex., ½-13	8
-22	8115CON024-17-2	81996	8115-00-772-7868	Bracket, Forward, Engine Mounting	1
-23	MS90725-116	96906	5305-00-071-1770	Bolt, Hex. Hd., ½-13 x 2 ½	8
-24	MS27183-17	96906	5310-00-809-5997	Washer, Flat, ½-inch	
-25	MS51922-33	96906	5310-00-225-6993	Nut, Lock, Hex., ½-13	
-26	MS90725-117	96906	5305-00-716-8128	Bolt, Hex. Hd., ½-13 x 2 ½	8
-27	MS35338-48	96906	5310-00-584-5272	Washer, Lock, ½-13	8
-28	MS90725-116	96906	5305-00-071-1770	Bolt, Hex. Rd., ½ 13 x 2 ¼	
-29	8115CON024-17-1	81996	8115-00-772-7869	Bracket, Forward, Engine Mounting	1
-30	8145CON002-27	81996	8145-01-082-9698	Cover, Record Receptacle (Spotweld or weld to Record Receptacle hinge 8145CON002-29 per "Note" in Chapt. 3, para. 3-2e)	1
-31	8145CON002-29	81996		Hinge, Record Receptacle Cover--Make from Butt Hinge 5340-01-056-3063 and spotweld or weld to Record Receptacle Cover 8145CON002-27 and Bottom Assembly 8145CON002-1 per "Note" in Chapt. 3, para. 3-2e	1
	8145CON002-30	81996		Casket, Record Receptacle (Not Illustrated)--Make from Rubber Sheet 9320-00-241-9759 and cement in place with Adhesive 8040-00-165-8614	1

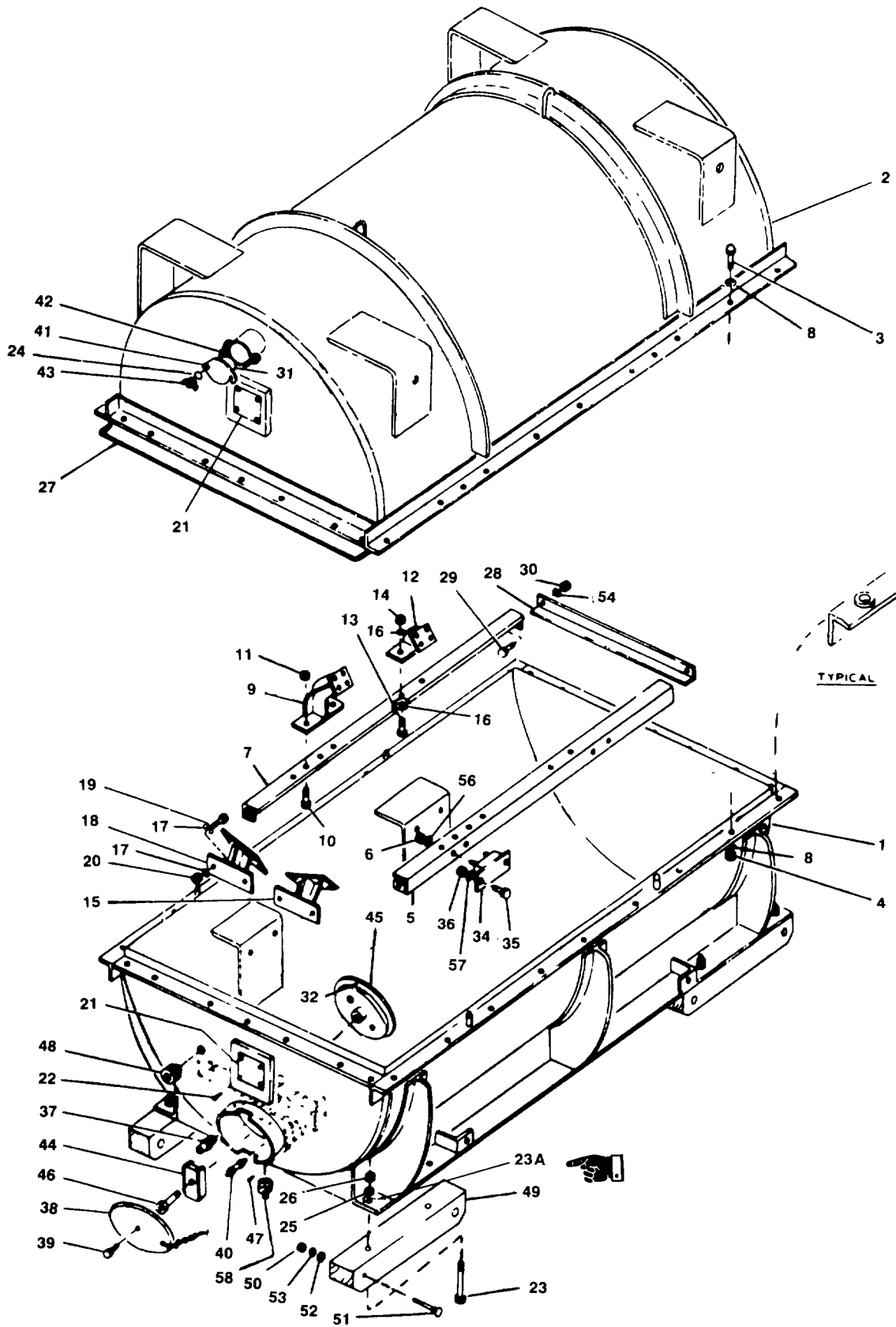


Figure C-9. Shipping and storage container, engine (8115CON024-3).

Figure & Index No.	Part No.	Mfg. Code	National Stock No.	Description	Quantity Per Assembly
9-	8115CON024-3	81996	8145-00-772-7870	Shipping and Storage Container, Engine (T53-L-7, -11, -13, -15, -701 and -703)	
	416B1	98425			
---	8115CON024-1	81996	8145-00-772-7866	Shipping an Storage Container, Engine (T53-L-7, -11, -13, -15, -701 and -703) - Same as Container 8115CON024-3 except that two additional Forward Mounting Brackets, 8115CON024-15, are included. This container can be converted to Container 8115CON024-3 by removing the -15 brackets and reidentifying the container with new nameplates showing the above container part number and NSN.	
	416C	98425			
	416A	98425	8115-00-614-4805		

The following parts are used on all of the above containers except where otherwise indicated:

Figure & Index No.	Part No.	Mfg. Code	National Stock No.	Description	Quantity Per Assembly
-1	8115CON024-12	81996		Bottom Assembly	
-2	8115CON024-13	81996		Cover Assembly	
-3	MS90725-113	96906	5305-00-042-6417	Bolt, Hex Hd , 1/2-13x1 1/2	30
-4	MS51967-14	96906	53104)0-768-0318	Nut, Plain, Hex , 1/2-13	30
-5	8115CON024-14-2	81996	8145-00-234-6286	Rail Unit, Frame	1
-6	MS51922-9	96906	5310-00-984-3806	Nut, Lock, Hex, 5/16-18	8
-7	8115CON024-14-1	81996	8145-00-253-1530	Rail Unit, Frame	1
-8	MS27183-18	96906	5310-00-809-5998	Washer, Flat, 1/2-inch	60
-9	8115CON024-15	81996	8115-00-772-7867	Engine Mounting Bracket, Fwd (Item and attaching hardware, Indices 10 & 11, not applicable) - -Refer to description for NSN 8115-00-614-4805 above	
-10			Omit Refer to Index No 9	
-11			Omit Refer to Index No 9	
-12	8115CON024-16	81996	8115-00-839-0739	Engine Mounting Bracket, Aft	2
-13	MS90726-111	96906	5305-00-761-4227	Bolt, Hex Hd , 1/2-20x1 1/4	4
-14	MS51922-37	96906	5310-00-067-9507	Nut, Lock, Hex , 1/2-20	4
-15	8115CON024-17-2	81996	8115-00-772-7868	Engine Mounting Bracket, Fwd (Illustrated In Storage Position)-- Used on Container NSN's 8145-00-772-7870 and 8145-00-772-7866 only	1
-16	MS27183-18	96906	5310-00-809-5998	Washer, Flat, 1/2-inch	8
17	MS27183-17	96906	5310-00-809-5997	Washer, Flat, 1/2-inch	

Figure & Index No.	Part No.	Mfg. Code	National Stock No.	Description	Quantity Per Assembly
-18	8115CON024-17-1	81996	8115-00-772-7869	Engine Mounting Bracket, Fwd --- Used on Container NSN s 8145-0-(772-7870 and 8145-00-772-7866 only.	1
■ -19	MS90726-111	96906	5305-00-761-4227	Bolt, Hex Hd. 1/2-20x1 1/4	4
-20	MS51922-37	96906	5310-00-067-9507	Nut, Lock. Hex, 1/2-20	8
-21	8115MNP000	81996	9905-00-800-1407	Nameplate (Standard Blank)	2
-22	NS21318-15	96906	5305-00-253-5612	Screw, Drive, No 2 x 1/4	8
-23	MS90725-172	96906	5305-00-724-5938	Bolt. Hex Hd. 5/8-11 x4	8
■ -23A	MS27183-21	96906	5310-00-823-8803	Washer, Flat, 5/8 inch	8
-24	MS35338-46	96906	5310-00-637-9541	Washer, Lock, 3/8-inch	2
-25	MS35338-50	96906	5310-00-820-6653	Washer, Lock. 5/8-inch	8
■ -26	MS51967-20	96906	5310-00-004-5038	Nut, Plain, Hex 5/8-11	8
-27	8115CON024-23	81996	8115-00-674-0373	Gasket, Container Closure	1
-28	8115CON024-24	81996	8145-00-235-1967	Brace, Cross Frame	2
■ -29	MS90726-111	96906	5305-00-761-4227	Bolt, Hex Hd, 1/2-20x1/4	4
-30	MS51922-37	96906	5310-00-067-9507	Nut, Lock, Hex , 1/2-20	
-31	8115MNP032-2	81996		Gasket, Record Receptacle - --Make from Rubber Sheet 9320-00-241-9758 and cement In place with Adhesive 80400-165-8614	1
-32	8115MNP034-3	81996		Gasket, Accessory Mounting Unit- - -Make from Rubber Sheet 9320-00-241-9758 and cement in place with Adhesive 80400-165-8614	1
-34	J5227-10	76005	8115-00-996-7465	Mount, Shock	4
-35	MS90726-34	96906	5306-00-225-9089	Bolt, Hex Hd, 5/16-24x1	8

Figure & Index No.	Part No.	Mfg. Code	National Stock No.	Description	Quantity Per Assembly
-36	MS51922-9	96906	5310-00-984-3806	Nut Lock Hex., 5/16-18	8
-37	C13C	70587	4820-00-541-5577	Valve, Air Pressure Relief	
-38	81S115MNP031	81996	8115-00-674-0374	Cover, Service Receptacle (Includes Chain)	1
-39	MS90725-6	96906	5305-00-068-0502	Bolt, Hex. Hd. 1/2-20 x 3/4	1
-40	645A6	53477	4820-00-242-4064	Valve, Air Filling	
-41	8115MNP032	81996	8115-00-234-6285	Cover, Record Receptacle	1
-42	MS90726-65	96906	5305-00-269-2808	Bolt, Hex Hd. 3/8-24 x 1 3/4 (Peen)	2
-43	MS35426-16	96906	5310-00-827-8487	Nut. Wing 3/8-24	2
-44	8115MNP033	81996	8115-00-234-6283	Clamp	
-45	8115MNP034	81996	8115-00-234-6284	Accessory Mounting Unit	
-46	8115MNP037-1	81996	5306-00-410-2489	Bolt, Special	
-47	MS21318-41	96906	5305-00-253-5622	Screw, Drive. No 8 x 3/8	
-48	8034636	18876	6685-00-833-1223	Indicator Assembly, Humidity	
---	8034638	18876	6685-00-052-1865	Card, Humidity Indicator (Not illustrated)- Component of 8034636	
49	8115CON024-22	81996	8145-01-049-9958	Skid	4
-50	MS27040-14	96906	5310-00-982-4940	Nut, Plain Square 1/2-13	8
-51	MS35751-131	96906	5306-00-848-7045	Bolt, Sq. Neck, 1/2-13 x 3	8
-52	MS27183-18	96906	5310-00-809-5998	Washer, Flat, 1/2-inch	8
-53	MS35338-48	96906	5310-00-584-5272	Washer, Lock, 1/2-inch	8
-54	MS27183-18	96906	5310-00-809-5998	Washer, Flat, 1/2-inch	4
-56	MS27183-11	96906	5310-00-809-3078	Washer, Flat, 5/16-inch	8
-57	MS27183-11	96906	5310-00-809-3078	Washer, Flat, 5/16-inch	8
-58	MS20913-6S	96906	4730-00-221-2140	Plug, Pipe, Sq. Hd, 3/4-NPT	1

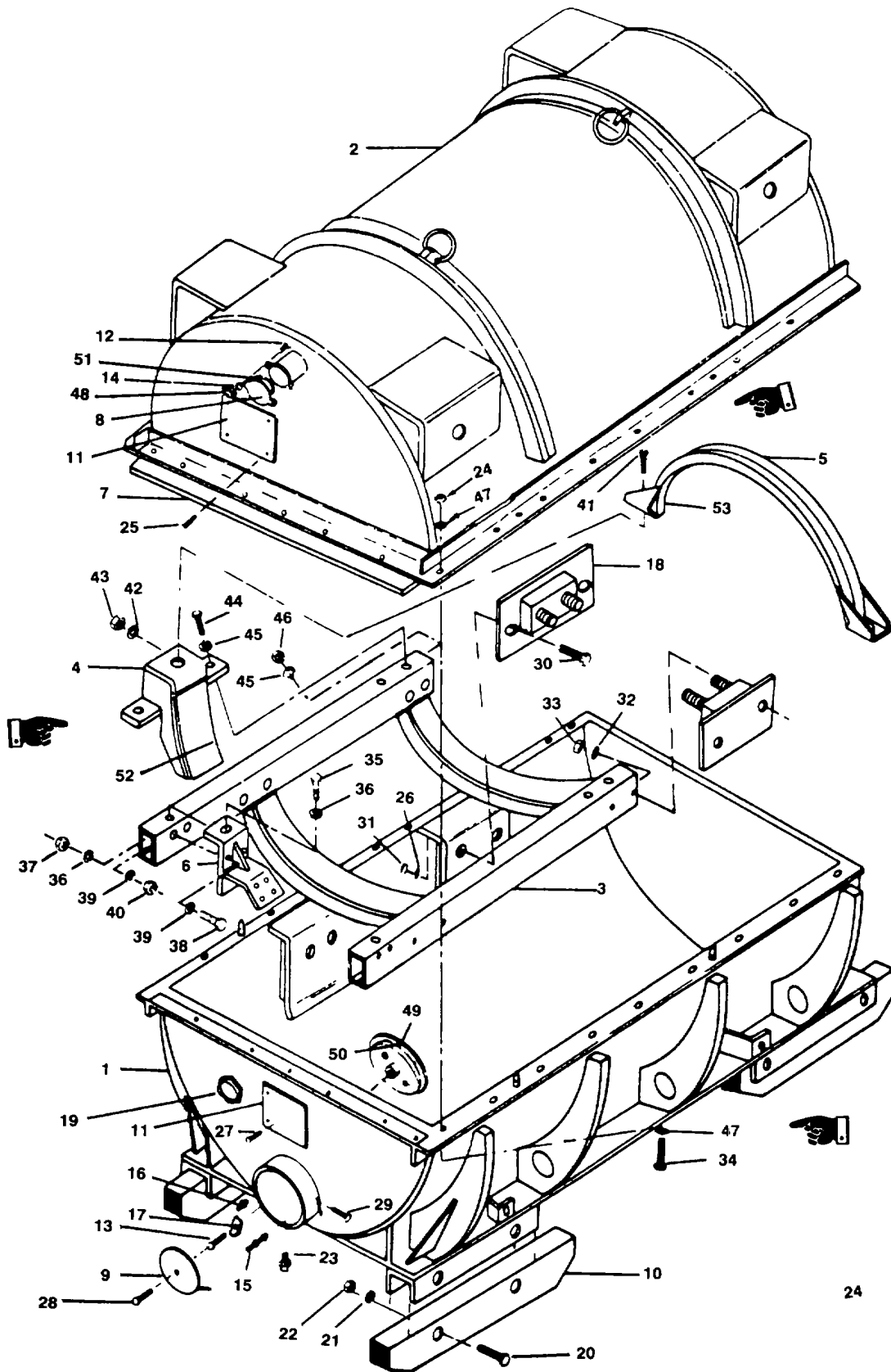


Figure C-10. Shipping and storage container, engine (563D1).

<u>Figure & Index No.</u>	<u>Part No.</u>	<u>Mfg. Code</u>	<u>National Stock No.</u>	<u>Description</u>	<u>Quantity Per Assembly</u>
10-	563D1	98425	8145-00-937-2011	Shipping and Storage Container, Engine (T-55 Series)	
-1	563B2	98425		Bottom Assembly	
-2	563B3	98425		Cover Assembly	
-3	563D4	98425		Side Rail Assembly	
-4	563D5-1	98425	8115-00-011-8895	Bracket Assembly, Aft	1
...	563D5-2	98425	8115-00-011-8897	Bracket Assembly, Aft (Not illustrated)--- Attached opposite from 563D5-1.	1
-5	563D6	98425	8115-00-011-8899	Clamp Assembly	1
-6	563D100	98425	8115-00-011-8892	Bracket, Forward	2
-7	8115CON024-23	81996	8115-00-674-0373	Gasket, Container Closure	1
-8	8115MNP032	81996	8115-00-234-6285	Cover, Record Receptacle	1
-9	8115MNP031	81996	8115-00-674-0374	Cover, Service Receptacle (Includes chain)	1
-10	563A51	98425	8115-01-049-2738	Skid	4
-11	8115MNP000	81996	9905-00-800-1407	Nameplate (Standard Blank)	2
-12	MS90726-65	96906	5305-00-269-2808	Bolt, Hex. Hd., 3/8-24 x 1 3/4(Peen)	2
-13	8115MNP037-1	81996	5306-00-410-2489	Bolt, Special	1
-14	MS35338-46	96906	5310-00-637-9541	Washer, Lock, 3/8-inch	2
-15	645A6	53477	4870-00-242-4064	Valve, Air Filling	1
-16	C13C	70587	4820-00-541-5577	Valve, Air Pressure Relief	1
-17	8115MNP033	81996	8115-00-234-6283	Clamp	1

Figure & Index No.	Part No.	Mfg. Code	National Stock No.	Description	Quantity Per Assembly
-18	J5227-10	76005	8115-00-996-7465	Mount, Shock	4
-19	8034636	18876	6685-00-833-1223	Indicator Assembly, Humidity	
---	8034638	18876	6685-00-052-1865	Card, Humidity Indicator I (Not Illustrated- -Component of 8034636)	
-20	MS90725-117	96906	5305-00-716-8128	Bolt, Hex Hd. 1/2-13 x2 1/2	8
-21	MS35338-48	96906	5310-00-584-5272	Washer, Lock, 1/2-inch	8
-22	MS51967-14	96906	5310-00-768-0318	Nut, Plain, Hex , 1/2-13	8
-23	MS20913-6S	96906	4730-00-221-2140	Plug, Pipe, Sq. Hd., 3/4-NPT	1
-24	MS51967-14	96906	5310-00-768-0318	Nut, Plain, Hex , 1/2-13	30
-25	MS21318-15	96906	5305-00-253-5612	Screw, Drive, No 2 x 1/4	4
-26	MS27183-11	96906	5310-00-809-3078	Washer, Flat, 5/16-inch	8
-27	MS21318-15	96906	5305-00-253-5612	Screw, Drive, No. 2 x 1/4	4
-28	MS90725-6	96906	5305-00-068-0502	Bolt, Hex Hd, 1/4-20 x 3/4	1
-29	MS21318-41	96906	5305-00-253-5622	Screw, Drive, No 8 x 3/8	1
-30	MS90726-33	96906	5306-00-225-9088	Bolt, Hex Hd., 5/16--24 x 7/8	8
-31	MS51922-13	96906	5310-00-984-3807	Nut, Lock, Hex. 5/16-24	8
-32	MS27183-11	96906	5310-00-809-3078	Washer, Flat, 5/16-inch	8
-33	MS51922-9	96906	5310-00-984-3806	Nut, Lock, Hex, 5/16-18	8
-34	MS90725-114	96906	5305400-782-9494	Bolt, Hex Hd., 1/2-13 x 1 3/4	30
-35	MS90726-126	96906	5305-00-716-8166	Bolt, Hex Hd, 1/2-20 x 4 3/4	2
-36	MS27183-18	96906	5310-00-809-5998	Washer, Flat, 1/2-inch	4
-37	MS51922-37	96906	5310-00-067-9507	Nut, Lock Hex, 1/2-20	2
-38	MS90726-71	90906	5305-00-269-2815	Bolt, Hex Hd, 3/8-24 x 3 1/4	4
-39	MS27183-13	96906	5310-00-087-7493	Washer, Flat, 3/8-inch	8

Figure & Index No.	Part No.	Mfg. Code	National Stock No.	Description	Quantity Per Assembly
-40	MS21045-6	96906	5310-00-982-4908	Nut, Lock, Hex, 3/8-24	4
-41	427011	24617	5305-00-042-7011	Bolt, Hex Hd, 1/2-20 x 6 1/2	2
-42	MS27183-18	96906	5310-00-809-5998	Washer, Flat, 1/2-inch	2
-43	MS51922-37	96906	5310-00-067-9507	Nut, Lock, Hex , 1/2-20	2
-44	MS90726-125	96906	5305-00-716-8173	Bolt, Hex Hd. 1/2-20 x 4 1/2	4
-45	MS27183-18	96906	5310-00-809-5998	Washer, Flat, 1/2-inch	8
-46	MS51922-37	96906	5310-00-067-9507	Nut, Lock, Hex, 1/2-20	4
-47	MS27183-18	96906	5310-00-809-5998	Washer, Flat, 1/2-inch	60
-48	MS35426-16	96906	5310-00-827-8487	Nut, Wing, 3/8-24	2
-49	8115MNP034	81996	8115-00-234-6284	Accessory Mounting Unit Cement Indices 50 thru 53 in place with Adhesive 8040-00-165-8614	1
-50	8115MNP034-3	81996		Gasket, Accessory Mounting Unit---Make from Rubber Sheet 9320-00-241-9758	
-51	8115MNP032-2	81996		Gasket, Record Receptacle--- Make from Rubber Sheet 9320-00-241-9758	
-52				Liner, Aft Bracket Assembly (1/8 x 2 1/2 x 6 7/8in) Make from Rubber Sheet 9320-00- 241-9758	2
-53				Liner, Clamp Assembly (1/4 x 3/4 x 33in--Make from Rubber Sheet 9320-00-241-9763	1

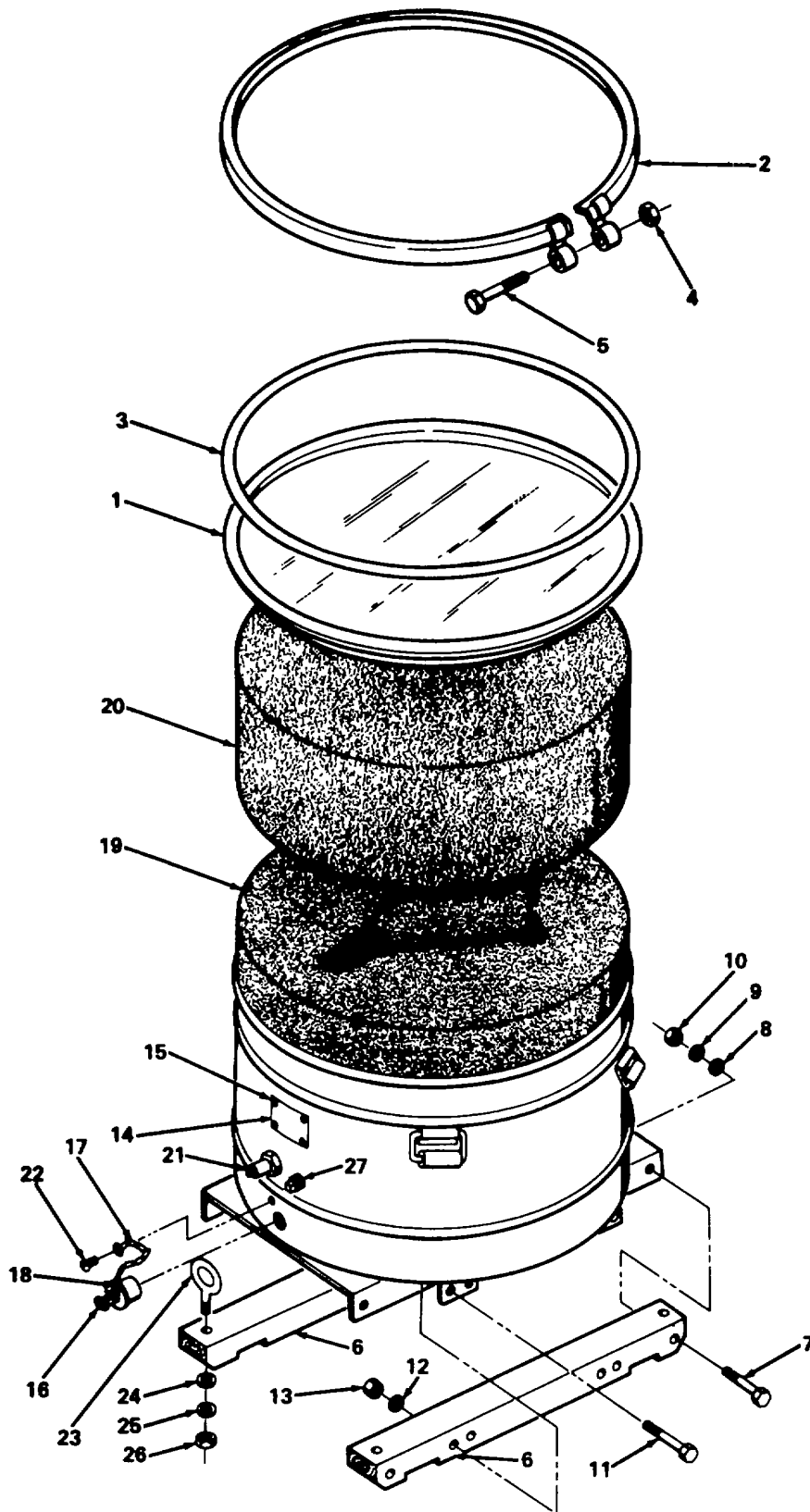


Figure C-11. Shipping and storage container, swashplate (114G1195-11)

Figure & Index No.	Part No.	Mfg. Code	National Stock No.	Description	Quantity Per Assembly
11-	114G1195-11	77272	8145-00-563-9803	Shipping & Storage Container, Swashplate (Cn-47A, -47B, -47C)	
	114GS522-1	77272			
	205R001-1	05259			
-1	205R001-6	05259	8145-01-071-5365	Cover	1
-2	8145SDP000-1	81996	8145-01-072-4271	Ring Assembly, Closure	
-3	205R001-9	05259	8145-01-071-5366	Gasket, Container Closure	1
-4	MS51967-5	96996	5310-00-880-7744	Nut, Plain, Hex., 5/16-18	
-5	MS90725-50	96906	5306-00-225-8514	Bolt, Hex., Hd., 5/16-18x4½	
-6 I	205R001-14	05259	8145-01-073-3369	Skid	
-7	MS35751-82	96906	5306-00-089-1422	Bolt, Sq. Neck, 3/8-16 x 4½	4
-8	MS27183-13	96906	5310-00-087-7493	Washer, Flat, 3/8-inch	
-9	MS35338-46	96906	5310-00-637-9541	Washer, Lock, 3/8-inch	12
-10	MS51967-8	96906	5310-00-732-0558	Nut, Plain, Hex., 3/8-16	12
-11	MS90725-77	96906	5305-00-269-3227	Bolt, Hex. Hd., 3/8-16 x 4 3/4	3
-12	MS35338-46	96906	5310-00-637-9541	Washer, Lock, 3/8-inch	
-13	MS51967-8	96906	5310-00-732-0558	Nut, Plain, Hex., 3/8-16	
-14	8115MNP000	81996	9905-00-800-1407	Nameplate (Standard Blank)	
-15	MS21318-15	96906	5305-00-253-5612	Screw, Drive, No. 2x1/4	4
-16	8115MNP097	81996	8115-00-836-9955	Cover Assembly, Record Receptacle (Includes chain)	1
-17	NAS1455-40-5C	80205	4010-00-262-1552	Chain, Flat Link, No. 40x5	1
-18	MS20470AD4-6	96906	5320-00-117-6828	Rivet, Solid, Dimpled Rd. Hd., 1/8 x 3/8	1
- 19	205R002-1	05259	8145-01-064-4455	Cushion, Molded Contour, Lower	1

<u>Figure & Index No.</u>	<u>Part No.</u>	<u>Mfg. Code</u>	<u>National Stock No.</u>	<u>Description</u>	<u>Quantity Per Assembly</u>
-20205R003-1		05259	8145-01-065-3747	Cushion, Molded Contour, Upper	1
-21	TA440-05-05R	08992	8140-00-499-8658	Combination Valve, pressure Relief, 2-way; Indicator, Humidity	1
TA440-24	08992	6685-01-064-5152		Card, Humidity Indicator (Not illustrated)--Com- ponent of TA440-05-05R	1
-22	MS21318-41	96906	5305-00-253-5622	Screw, Drive, No. 8x3/8	1
-23	NAS1053-08-13	80205	5306-00-248-6553	Eyebolt, 1 ID x 1 3/4 OD Eye, 1/2-13 x 3 1/4 Shank (Includes Hex. nut)	4
-24	MS27183-17	96906	5310-00-809-5997	Washer, Flat, 1/2-inch	
-25	MS35338-48	96906	5310-00-584-5272	Washer, Lock, 1/2-inch	
-26	MS51967-14	96906	5310-00-768-0318	Nut, Plain, Hex., -13 (Component of NAS1053-08-13)	4
-27	MS20913-1S	96906	4730-00-221-2136	Plug, Pipe, Sq. Hd., 1/8 NPT	1

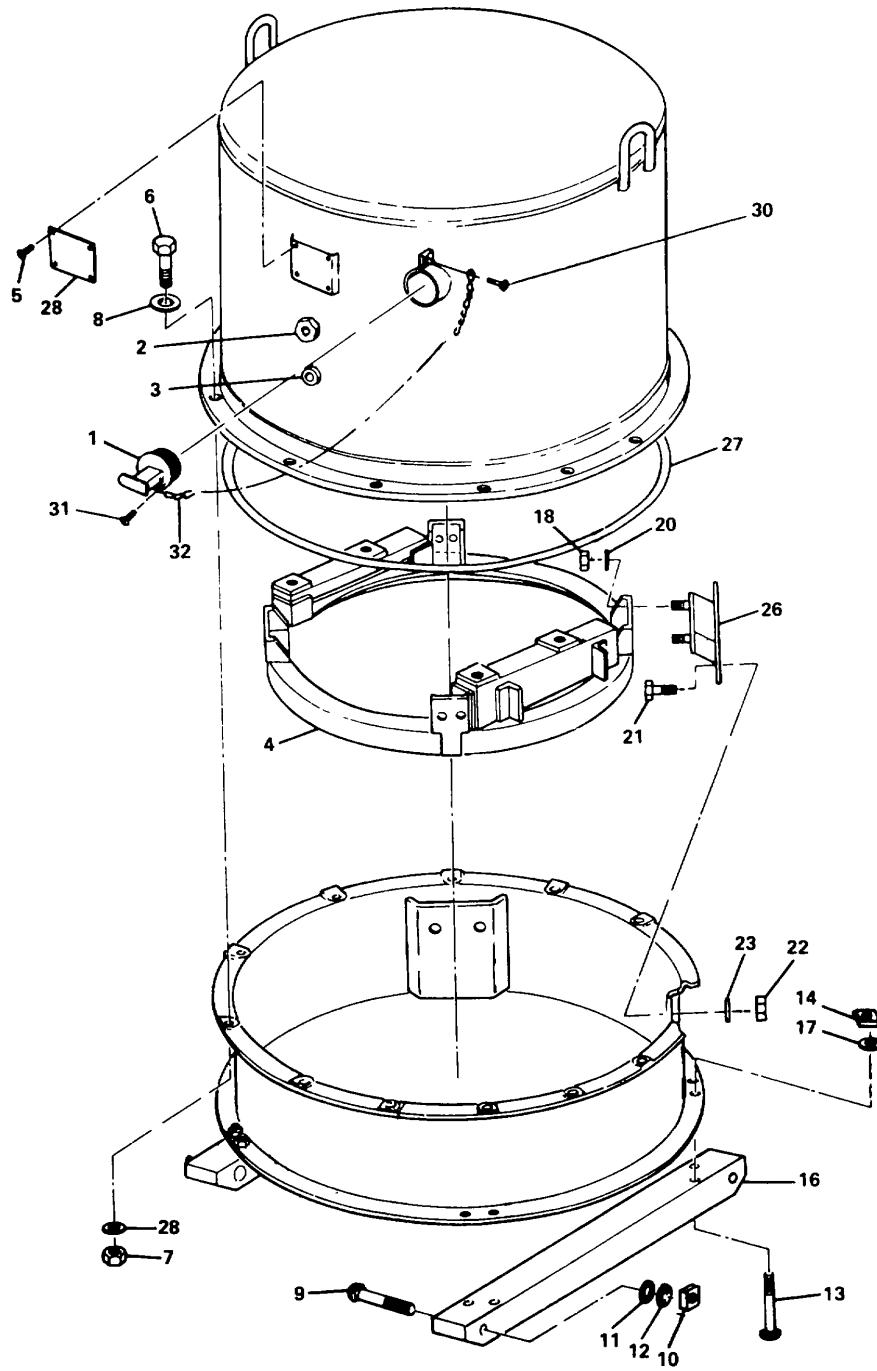


Figure C-12. Shipping and storage container, combining transmission (114E5916-3).

Figure & Index No.	Part No.	Mfg. Code	National Stock No.	Description	Quantity Per Assembly
12-	114E5916-3	77272	8145-00-285-7052	Shipping and storage container, Combining transmission (CH-47A, -47B, -47C)	
	VA976-001-3	05259			
-1	8115MNP097	81996	8115-00-836-9955	Cover, Record Receptacle (Includes chain)	1
-2	8034636	18876	6685-00-833-1223	Indicator Assembly, Humidity	
1					
--	8034638	18876	6685-00-052-1865	Card, Humidity Indicator (Not illustrated)--Component of 8034636	1
-3	MS20913-1S	96906	4730-00-221-2136	Plug, Pipe, Sq. Hd., 1/8-NPT	1
-4	VA976-002-1	05259		Frame Assembly	
-5	MS21318-15	96906	5305-00-253-5612	Screw, Drive, No. 2 x 1/4	4
-6	MS90725-62	96906	5305-00-269-3213	Bolt, Hex. Hd., 3/8-16x1 1/4	12
-7	MS51967-8	96906	5310-00-732-0558	Nut, Plain, Hex., 3/8-16	12
-8	MS27183-13	96906	5310-00-087-7493	Washer, Flat, 3/8-inch	32
-9	MS35751-28	96906	5306-00-728-6060	Bolt, Sq. Neck, 1/4-20x4	4
-10	MS27040-10	96906	5310-00-982-4938	Nut, Plain, Square, 1/4-20	4
-11	MS27183-9	96906	5310-00-823-8804	Washer, Flat, 1-inch	4
-12	MS35338-44	96906	5310-00-582-5965	Washer, Lock, 9-inch	4
-13	MS35751-81	96906	5306-00-951-5699	Bolt, Sq. Neck, 3/8-16x4	8
-14	MS27040-12	96906	5310-00-982-4947	Nut, Plain, Sq. 3/8-16	8
-16	VA976-003-1	05259	8145-01-056-5239	Skid	2
-17	MS35338-46	96906	5310-00-637-9541	Washer, Lock, 3/8-inch	8
-18	MS51922-9	96906	5310-00-984-3806	Nut, Lock, Hex., 5/16-18	8
-20	MS27183-11	96906	5310-00-809-3078	Washer, Flat, 5/16-inch	8

Figure & Index No.	Part No.	Mfg. Code	National Stock No.	Description	Quantity Per Assembly
-21	MS90728-60	96906	5305-00-068-0510	Bolt, Hex. Hd., 3/8-16x1	8
-22	MS51922-17	96906	5310-00-087-4652	Nut, Lock, Hex., 3/8-16	8
-23	MS27183-13	93906	5310-00-087-7493	Washer, Flat, 3/8-inch	
-26	J5294-5	76005	8115-00-864-3510	Mount, Shock	4
-27	8115MNP082-11	81996	5330-01-041-9176	Gasket, Container Closure	1
-28	8115MNP000	81996	9905-00-800-1407	Nameplate (Standard Blank)	1
-30	MS21318-41	96906	5305-00-253-5622	Screw, Drive, No. 3x3/8	1
-31	MS20470AD4-6	96906	5320-00-117-6828	Rivet, Solid, Dimpled Rd. Hd., 1/8 x 3/8	1
-32	NAS1455-40-5C	80205	4010-00-262-1552	Chain, Flat Link, No. 40x5	1

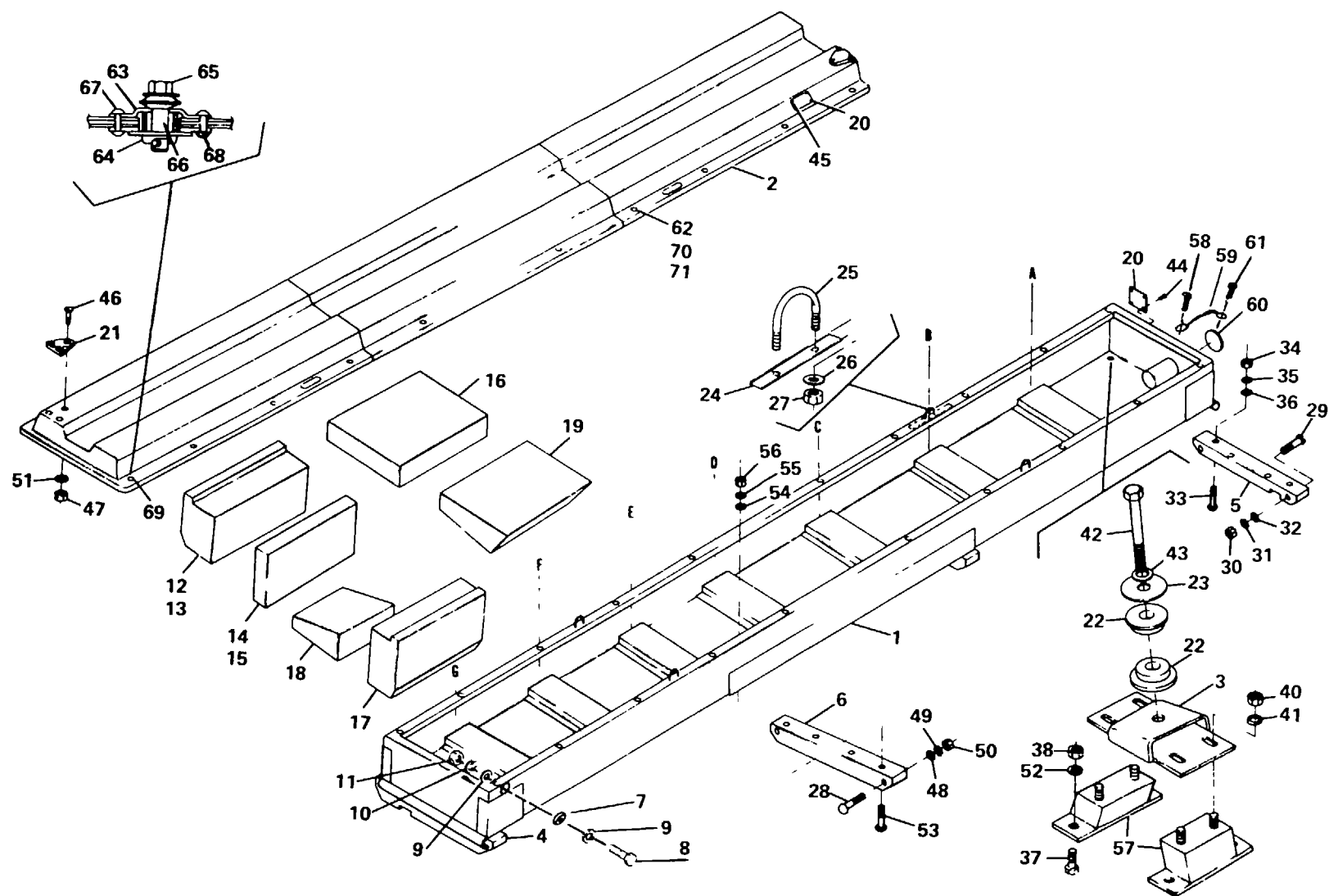


Figure C-13. Shipping and storage container, main rotor blade (114G1183-1).

Figure & Index No.	Part No.	Mfg. Code	National Stock No.	Description	Quantity Per Assembly
13-	114G1183-1	77272	8145-00-881-0161	Shipping & Storage Box, Main Rotor Blade (CH-47A, -47B, -47C)	
	SC-VA-028	05259			
-1	114CGI183-2	77272		Bottom Assembly	
-2	114G1183-3	77272		Cover Assembly	
-3	114G1183-4	77272	8145-01-058-2160	Hub Mount Assembly	1
-4	14C029-1	81996	1615-01-045-5880	Skid, Tip End	1
-5	114G1183-21	77272	8145-01-044-4975	Skid, Hub End	1
-6	14C029-2	81996	1615-01-045-5881	Skid, Center	2
-7613	70485	5340-00-664-5785		Bumper (When Applicable)	4
-8	MS90725-62	96906	5305-00-269-3213	Bolt, Hex. Hd., 3/8-16x11	6
-9	MS27183-13	96906	5310-00-087-7493	Washer, Flat, 3/8-inch	27
-10	MS35338-46	96906	5310-00-637-9541	Washer, Lock, 3/8-inch	21
-11	MS51967-8	96906	5310-00-732-0558	Nut, Plain, Hex., 3/8-16	4
				Cement Indices 12, 13 and 16 thru 19 in place with Adhesive 8040-00-165-8614	
-12	114G1183-41	77272	8135-00-235-1973	Cushion, Molded Contour: Station A, C and G	
-13	114G1183-42	77272	8135-00-235-1971	Cushion, Molded Contour: Station D and F	2
-14	114G1183-43	77272	8135-00-241-5246	Cushion, Molded Contour: Station A, C and C	3
-15	114G1183-44	77272	8135-00-241-5245	Cushion, Molded Contour: Station D and F	2
-16	114G1183-45	77272	8135-00-241-5247	Cushion, Molded Contour: Stations C, D, E, F and G on cover; Stations A, C, D, E, F, and G in box.	11

<u>Figure & Index No.</u>	<u>Part No.</u>	<u>Mfg. Code</u>	<u>National Stock No.</u>	<u>Description</u>	<u>Quantity Per Assembly</u>
-17	114G1183-47	77272	8135-00-235-1974	Cushion, Molded Contour: Stations A, C, D, E, F and G.	6
-18	114G1183-48	77272	8135-00-235-1977	Cushion, Molded Contour: Stations A, C, D, E, F, and G	6
-19	114G1183-49	77272	8135-00-235-1975	Cushion, Molded Contour: Stations C, D, E, F, and G	5
-20	8115MNP000	81996	9905-00-800-1407	Nameplate (Standard Blank)	2
-21	8115MNP094	81996	5120-00-177-9353	Guide, Stacking	2
-22	5365QNP000	81996	5365-00-403-7037	Spacer	2
-23	114G1183-63	77272	5310-00-403-7030	Washer	1
-24	17B019	21106	5330-00-253-6008	Seal---Cement in place with Adhesive 8040-00-165-8614	4
-25	NAS3110-18-20	80205	5306-00-177-5523	Bolt, U, 5/8-18, 2½ leg length, 2E diameter	4
-26	MS27183-21	96906	5310-00-823-8803	Washer, Flat, 5/8-inch	8
-27	MS51922-53	96906	5310-00-225-6408	Nut, Lock, Hex., 5/8-18	8
-28	MS35751-28	96906	5306-00-728-6060	Bolt, Sq. Neck, ¼-20x4	6
-29	MS35751-30	96906	5306-00-903-8593	Bolt, Sq. Neck, ¼-20x5	2
-30	MS27040-10	96906	5310-00-982-4938	Nut, Plain, Square, 1/4-20	8
-31	MS35338-44	96906	5310-00-582-5965	Washer, Lock, 1/4-inch	8

Figure & Index No.	Part No.	Mfg. Code	National Stock No.	Description	Quantity Per Assembly
-32	MS27183-9	96906	5310-00-823-8804	Washer, Flat, 1/4-inch	14
-33	MS35751-77	96906	5306-00-993-6257	Bolt, Sq. Neck, 3/8-16x3	17
-34	MS27040-1	96906	5310-00-982-4947	Nut, Plain, Square, 3/8-16	17
-35	MS35338-46	96906	5310-00-637-9541	Washer, Lock, 3/8-inch	
-36	MS27183-13	96906	5310-00-087-7493	Washer, Flat, 3/8-inch	
-37	MS90725-62	96906	5305-00-269-3213	Bolt, Hex. Hd., 3/8-16x1 1/4	
-38	MS51922-17	96906	5310-00-087-4652	Nut, Lock, Hex., 3/8-16	2
-40	MS51922-9	96906	5310-00-984-3806	Nut, Lock, Hex., 5/16-18	4
-41	MS27183-11	96906	5310-00-809-3078	Washer, Flat, 5/16-inch	4
-42	65-10-64	99238	5306-00-282-4269	Bolt, Machine, Hex. Hd., 5/8-11x6 1/2	1
-43	MS35338-50	96906	5310-00-820-6653	Washer, Lock, 5/8-inch	1
-44	MS35493-208	96906	5305-00-900-3276	Screw, Wood, Rd. Hd., No. 3x 1/2	4
-45	MS21318-15	96906	5305-00-253-5612	Screw, Drive, No. 2x 1/4	4
-46	MS90725-10	96906	5305-00-071-2241	Bolt, Hex. Hd., 1/4-20x1 1/4	6
-47	MS51922-1	96906	5310-00-088-1251	Nut, Lock, Hex., 1/4-20	6
-48	MS27183-9	96906	5310-00-823-8804	Washer, Flat, 1/4 -inch	
-49	MS35338-44	96906	5310-00-582-5965	Washer, Lock, -1/4 inch	
-50	MS27040-10	96906	5310-00-982-4938	Nut, Plain, Square, 1/4 -20	
-51	MS27183-9	96906	5310-00-823-8804	Washer, Flat, 1/4 -inch	
-52	MS27183-13	96906	5310-00-087-7493	Washer, Flat, 3/8-inch	
-53	MS35751-77	96906	5306-00-993-6257	Bolt, Sq. Neck, 3/8-16x3	
-54	MS27183-13	96906	5310-00-087-7493	Washer, Flat, 3/8-inch	

Figure & Index No.	Part No.	Mfg. Code	National Stock No.	Description	Quantity Per Assembly
-55	MS35338-46	96906	5310-00-637-9541	Washer, Lock, 3/8-inch	
-56	MS27040-12	96906	5310-00-982-4947	Nut, Plain, Sq. 3/8-16	
-57	J5227-10	76005	8115-00-996-7465	Mount, Shock	2
-58	MS21318-23	96906	5305-00-253-5617	Screw, Drive, No. 4 x 3/8	1
-59	17D015-4	21106	4010-01-049-0135	Cable, Attaching, Record Receptacle Cover	1
-60	17D015-3	21106	8115-00-245-8500	Cover Assembly, Record Receptacle	1
-61	MS20470A6-6	96906	5320-00-242-1580	Rivet, Solid, Plain Rd. Hd., 3/16 x 3/8	1
-62	17C012-1	21106	5325-00-420-6128	Fastener Assembly--Not used at corners	16
-63	17C012-4	21106	8145-01-054-8861	Housing--Used at corners only	4
-64	17C025	21106	8145-01-064-4444	Receptacle	20
-65	91S2-21	71286	8145-01-061-6652	Stud--Used at corners only	4
-66	17C012-10	21106	8145-01-059-5690	Pipe, Shear--Used at corners only	4
-67	MS20426AD5-7	96906	5320-00-117-6884	Rivet, Solid, Dimpled Countersunk Hd., 5/32 x 7/16	8
-68	MS20426AD5-6	96906	5320-00-117-6885	Rivet, Solid, Dimpled Countersunk Hd., 5/32 x 3/8	40
-69	17C012-2	21106	5325-00-420-6127F	Fastener Assembly--Used at corners only	4
-70	91S2-19	71286	8145-01-061-6651	Stud--Not used at corners	16
-71	17C012-5	21106	5365-00-182-3735	Pipe, Shear--Not used at corners	16

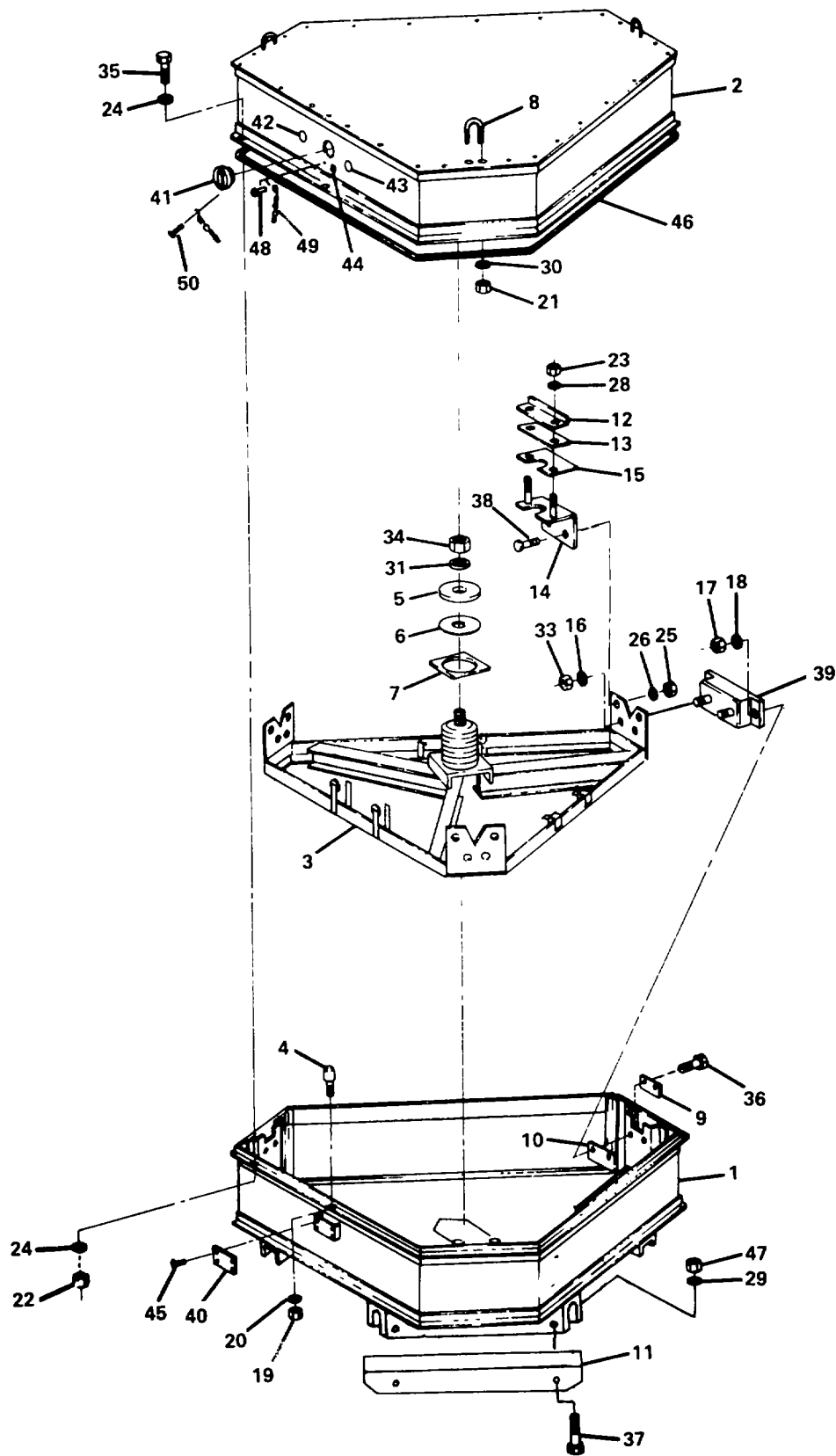


Figure C-14. Shipping and storage container, main rotor hub (114G1017-49).
C-55

Figure & Index No.	Part No.	Mfg. Code	National Stock No.	Description	Quantity Per Assembly
14-	114G1017-49	77272	8145-00-104-4647	Shipping and Storage Container, Main Rotor Hub (CH-47A, -47B, -47C)	
-1	114G1017-51	77272		Bottom Assembly	
-2	114G1017-52	77272		Cover Assembly	
-3	114G1017-4	77272		Frame Assembly	
-4	114G1017-16	77272	5315-00-404-5990	Pin, Locating	1
-5	114G1017-23	77272	5310-00-251-8732	Clamp	1
-6	114G1017-24	77272		Pad---Make from Rubber Sheet 9320-00-241-9758 and cement in place with Adhesive 8040-00-165-8614	1
-7	114G1017-28	77272		Pad---Make from Rubber Sheet 9320-00-241-9762 and cement in place with Adhesive 8040-00-165-8614	1
-8	NAS3108-13-18	80205	5306-00-145-0955	Bolt, U, 1/2-20, 2 1/4 leg length, 1 5/8 diameter	3
-9	114G1017-30	77272	5365-00-254-6630	Plate	3
-10	114G1017-31	77272	5365-00-247-3434	Shim	(as rqr)
-11	114G1017-44	77272	8115-00-241-5263	Skid	3
-12	114G1017-60	77272	5340-00-496-8576	Clamp Angle	3
-13	114G1017-61	77272		Pad---Make from Rubber Sheet 9320-00-241-9758 and cement in place with Adhesive 8040-00-165-8614	3
-14	114G1017-59	77272	5340-00-491-0732	Clamp Assembly	3
-15	114G1017-25	77272		Pad---Make from Rubber Sheet 9320-00-241-9758 and cement in place with Adhesive 8040-00-165-8614	3
- 16	MS27183-13	96906	5310-00-087-7493	Washer, Flat, 3/8-inch	13
-17	MS51922-17	96906	5310-00-087-4652	Nut, Lock, Hex., 3/8-16	7
-18	MS27183-13	96906	5310-00-087-7493	Washer, Flat, 3/8-inch	

<u>Figure & Index No.</u>	<u>Part No.</u>	<u>Mfg. Code</u>	<u>National Stock No.</u>	<u>Description</u>	<u>Quantity Per Assembly</u>
-19	MS51922-17	96906	5310-00-087-4652	Nut, Lock, Hex., 3/8-16	
-20	MS27183-13	96906	5310-00-087-7493	Washer, Flat, 3/8-inch	
-21	MS51922-33	96906	5310-00-225-6993	Nut, Lock, Hex., 1/2-13	18
-22	MS51967-14	96906	5310-00-768-0318	Nut, Plain, Hex., 1/2-13	30
-23	MS51922-33	96906	5310-00-225-6993	Nut, Lock, Hex., 1 1/2-13	
-24	MS27183-17	96906	5310-00-809-5997	Washer, Flat, 1/2-inch	66
-25	MS51922-33	96906	5310-00-225-6993	Nut, Lock, Hex., 1/2-13	
-26	MS27183-17	96906	5310-00-809-5997	Washer, Flat, 1/2-inch	
-28	MS27183-17	96906	5310-00-809-5997	Washer, Flat, 1/2-inch	
-29	MS35338-48	96906	5310-00-584-5272	Washer, Lock, 3-inch	6
-30	MS27183-17	96906	5310-00-809-5997	Washer, Flat, 1/2-inch	
-31	MS27183-23	96906	5310-00-809-8533	Washer, Flat, 3/4-inch	1
-33	MS21045-6	96906	5310-00-982-4908	Nut, Lock, Hex., 3/8-24	6
-34	MS51922-57	96906	5310-00-067-6356	Nut, Lock, Hex., 3/4-10	1
-35	MS90725-114	96906	5305-00-782-9494	Bolt, Hex. Hd., 1/2-13x1 3/4	24
-36	MS90728-60	96906	5305-00-068-0510	Bolt, Hex. Hd., 3/8-16x1	6
-37	MS90725-127	96906	5305-00-071-1780	Bolt, Hex. Hd., 1/2-13x5	6
-38	MS90728-113	96906	5305-00-071-2069	Bolt, Hex. Hd., 1/2-13x1 1/2	6
-39	J5227-40	76005	5340-00-403-7025	Mount, Shock	3
-40	8115MNPOOO	81996	9905-00-800-1407	Nameplate (Standard Blank)	1
-41	17D015-3	21106	8115-00-245-8500	Cover Assembly, Record Receptacle	1

Figure & Index No.	Part No.	Mfg. Code	National Stock No.	Description	Quantity Per Assembly
-42	8034636	18876	6685-00-833-1223	Indicator Assembly Humidity	1
---	8034638	18876	6685-00-052-1865	Card, Humidity Indicator (Not illustrated)--- Component of 8034636	1
-43	TA274-25-05-R	08992	4820-00-794-6997	Valve, Pressure Relief, 2-way	1
-44	MS20913-1S	96906	4730-00-221-2136	Plug, Pipe, Sq. Hd., 1/8-NPT	1
-45	MS21318-15	96906	5305-00-253-5612	Screw, Drive, No. 2x¼	4
-46	114G1017-68	77272	5330-00-411-0025	Gasket, Container Closure	1
-47	MS51967-14	96906	5310-00-768-0318	Nut, Plain, Hex., ½-13	
-48	MS21318-23	96906	5305-00-253-5617	Screw, Drive, No. 4x3/8	1
-49	17D015-4	21106	4010-01-049-0135	Cable, Attaching, Record Receptacle Cover	1
-50	MS20470A6-6	96906	5320-00-242-1580	Rivet, Solid, Plain Rd- Hd., 3/16x3/8	1

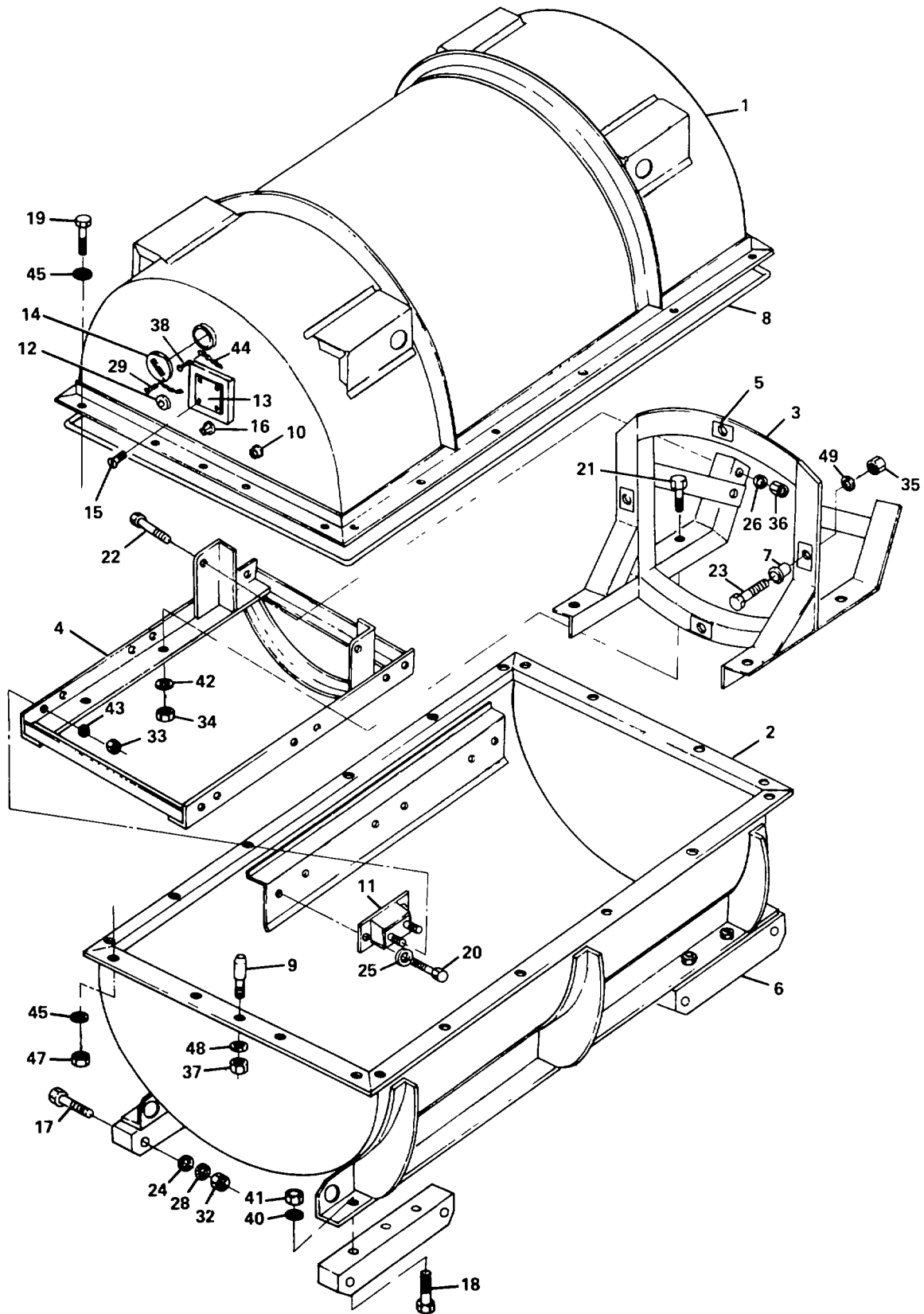


Figure C-15. Shipping and storage container, forward transmission (114G1018-1).

Figure & Index No.	Part No.	Mfg. Code	National Stock No.	Description	Quantity Per Assembly
15-	114G1018-1	77272	8145-00-901-1172	Shipping and Storage Container, Forward Transmission (CH-47A, -47B, -47C)	
	119R001-1	05259			
-1	114G1018-2	77272		Upper Assembly	
-2	114G1018-3	77272		Lower Assembly	
-3	114G1018-5	77272		Frame Assembly	
-4	114G1018-6	77272		Frame Assembly	
-5	114G1018-19	77272		Pad---Make from Rubber Sheet 9320-00-241-9754 and cement in place with Adhesive 8040-00-165-8614	4
-6	114G1018-20	77272	1615-01-045-7882	Skid	
-7	114G1018-21	77272	3120-00-410-4636	Bushing	4
-8	8115MNP082-12	81996	5330-01-059-0294	Gasket, Container Closure	1
-9	114G1018-51	77272	5306-00-437-2777	Pin, Locating	1
-10	TA274-25-05-R	08992	4820-00-794-6997	Valve, Pressure Relief, 2-way	1
-11	J5366-4	76005	5340-00-404-3349	Mount, Shock	
-12	8034636	18876	6685-00-833-1223	Indicator, Humidity	1
--	8034638	18876	6685-00-052-1865	Card, Humidity Indicator (Not illustrated)--- Component of 8034636	1
-13	8115MNP000	81996	9905-00-800-1407	Nameplate (Standard Blank)	1
-14	17D015-3	21106	8115-00-245-8500	Cover Assembly, Record Receptacle	1

Figure & Index No.	Part No.	Mfg. Code	National Stock No.	Description	Quantity Per Assembly
-15	MS21318-15	96906	5305-00-253-5612	Screw, Drive, No. 2x¼	4
-16	MS20913-1S	96906	4730-00-221-2136	Plug, Pipe, Sq. Hd., 1/8-NPT	1
-17	MS35751-202	96906	5306-00-145-0875	Bolt, Sq. Neck, k-20x4¼	8
-18	MS35751-81	96906	5306-00-951-5699	Bolt, Sq. Neck, 3/8-16x4	12
-19	MS90725-64	96906	5305-00-269-3214	Bolt, Hex. Hd., 3/8-16x11	20
-20	MS90727-60	96906	5305-00-269-3236	Bolt, Hex. Hd., 3/8-24x1	12
-21	MS90727-111	96906	5305-00-719-5219	Bolt, Hex. Hd., ½-20x1k	4
-22	MS90727-125	96906	5305-00-719-5274	Bolt, Hex. Hd., ½-20x4½	2
-23	MS90728-174	96906	5305-00-724-7264	Bolt, Hex. Hd., 5/8-11x4½	4
-24	MS27183-9	96906	5310-00-823-8804	Washer, Flat, ¼-inch	8
-25	MS35338-46	96906	5310-00-637-9541	Washer, Lock, 3/8-inch	24
-26	MS27183-17	96906	5310-00-809-5997	Washer, Flat, ½-inch	6
-28	MS35338-44	96906	5310-00-582-5965	Washer, Lock, ¼-inch	8
-29	MS20470A6-6	96906	5320-00-242-1580	Rivet, Solid, Plain Rd. Hd., 3/16 x 3/8	1
-32	MS27040-10	96906	5310-00-982-4938	Nut, Plain, Square, ¼-20	8
-33	MS51922-17	96906	5310-00-087-4652	Nut, Lock, Hex., 3/8-16	13
-34	MS51922-37	96906	5310-00-067-9507	Nut, Lock, Hex., ½-20	6
-35	MS51922-49	96906	5310-00-269-4040	Nut, Lock, Hex., 5/8-11	4
-36	MS51922-37	96906	5310-00-067-9507	Nut, Lock, Hex., ½-20	
-37	MS51922-17	96906	5310-00-087-4652	Nut, Lock, Hex., 3/8-16	
-38	MS21318-23	96906	5305-00-253-5617	Screw, Drive, No. 4x3/8	1
-40	MS35338-46	96906	5310-00-637-9541	Washer, Lock, 3/8-inch	
-41	MS27040-12	96906	5310-00-982-4947	Nut, Plain, Square, 3/8-16	12

<u>Figure & Index No.</u>	<u>Part No.</u>	<u>Mfg. Code</u>	<u>National Stock No.</u>	<u>Description</u>	<u>Quantity Per Assembly</u>
-42	MS27183-17	96906	5310-00-809-5997	Washer, Flat, 1/2-inch	
-43	MS27183-13	96906	5310-00-087-7493	Washer, Flat, 3/8-inch	33
-44	17D015-4	21106	4010-01-049-0135	Cable, Attaching, Record Receptacle Cover	1
-45	MS27183-13	96906	5310-00-087-7493	Washer, Flat, 3/8-inch	
-47	MS51967-8	96906	5310-00-732-0558	Nut, Plain, Hex., 3/8-16	20
-48	MS27183-13	96906	5310-00-087-7493	Washer, Flat, 3/8-inch	
-49	MS27183-21	96906	5310-00-823-8803	Washer, Flat, 5/8-inch	4

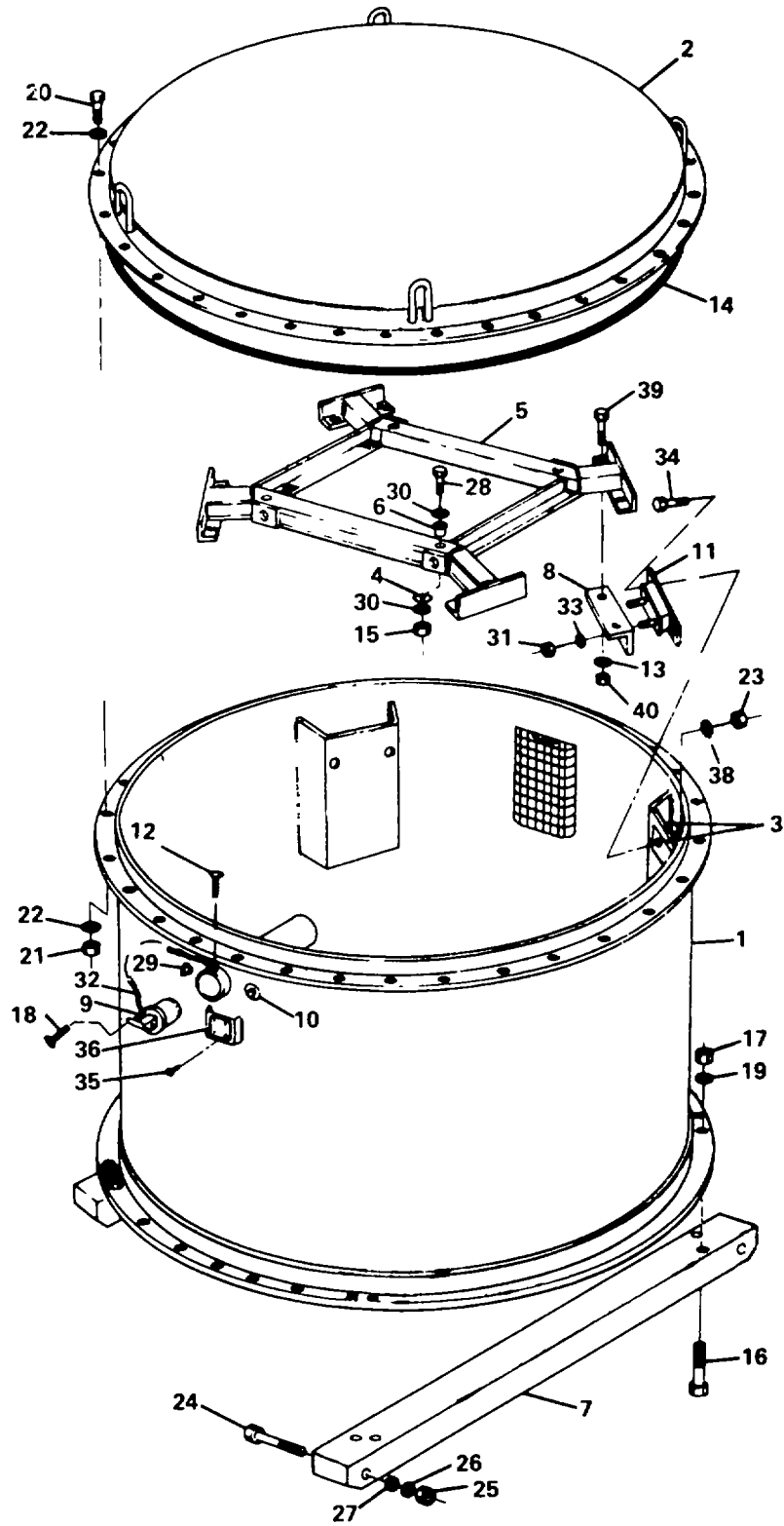


Figure C- 16. Shipping and storage container, aft transmission (114E5917-1).
C-63

Figure & Index No.	Part No.	Mfg. Code	National Stock No.	Description	Quantity Per Assembly
16-	114E5917-1	77272	8145-00-056-2335	Shipping and Storage Container, Aft Trans- mission (CH-47A, -47B, -47C)	
	VA975-001-1	05259			
-1	114E5917-2	77272	Bottom Assembly		
-2	114E5917-3	77272	Cover Assembly		
-3	114E5917-11	77272	5340-00-522-3845	Plate, Backup	8
-4	8378592	19207	5310-00-837-8592	Washer	4
-5	114E5917-4	77272	Frame Assembly		
-6	114E5917-17	77272	3120-00-488-1492	Bushing	4
-7	114E5917-19	77272	8115-00-462-3085	Skid	2
-8	114E5917-27	77272	5340-00-222-0020	Angle, Shock Mount	4
-9	8115MNP097	81996	8115-00-836-9955	Cover Assembly, Record Receptacle (includes chain)	1
-10	8034636	18876	6685-00-833-1223	Indicator, Humidity	1
---	8034638	18876	6685-00-052-1865	Card, Humidity Indicator (Not Illustrated)--Component of 8034636	1
-11	J5227-21	76005	5340-00-182-3929	Mount, Shock	4
-12	MS21318-41	96906	5305-00-253-5622	Screw, Drive, No. 8x3/8	1
-13	MS27183-13	96906	5310-00-087-7493	Washer, Flat 3/8-inch	16
-14	114E5917-13	77272	5330-00-494-9675	Gasket, Container Closure	1
-15	MS51922-49	96906	5310-00-269-4040	Nut, Lock, Hex., 5/8-11	4
-16	MS35751-82	96906	5306-00-089-1422	Bolt, Sq. Neck, 3/8-16x4½	8
-17	MS27040-12	96906	5310-00-732-0558	Nut, Plain, Square, 3/8-16	8
-18	MS20470AD4-6	96906	5320-00-117-6828	Rivet, Solid, Dimpled Rd. Hd, 1/8 x 3/8	1

<u>Figure & Index No.</u>	<u>Part No.</u>	<u>Mfg. Code</u>	<u>National Stock No.</u>	<u>Description</u>	<u>Quantity Per Assembly</u>
-19	MS35338-46	96906	5310-00-637-9541	Washer, Lock, 3/8-inch	8
-20	MS90725-113	96906	5305-00-042-6417	Bolt, Hex. Hd., 1-13x1½	24
-21	MS51967-14	96906	5310-00-768-0318	Nut, Plain, Hex., ½-13	24
-22	MS27183-17	96906	5310-00-809-5997	Washer, Flat, ½-inch	48
-23	MS51922-17	96906	5310-00-087-4652	Nut, Lock, Hex., 3/8-16	16
-24	MS35751-29	96906	5306-00-089-0174	Bolt, Sq. Neck, ¼-20x4½	4
-25	MS27040-10	96906	5310-00-982-4938	Nut, Plain, Square, ¼-20	4
-26	MS35338-44	96906	5310-00-582-5965	Washer, Lock, ¼-inch	4
-27	MS27183-9	96906	5310-00-823-8804	Washer, Flat, 1-inch	4
-28	65-10-64	99238	5306-00-282-4269	Bolt, Machine, Hex. Hd., 5/8-11x6½	4
-29	MS20913-1S	96906	4730-00-221-2136	Plug, Pipe, Sq. Hd., 1/8-NPT	1
-30	MS27183-21	96906	5310-00-823-8803	Washer, Flat, 5/8-inch	8
-31	MS51922-9	93906	5310-00-984-3806	Nut, Lock, Hex., 5/16-18	8
-32	NAS1455-40-5C	80205	4010-00-262-1552	Chain, Flat Link, No. 40x5	1
-33	MS27183-11	96906	5310-00-809-3078	Washer, Flat, 5/16-inch	8
-34	MS90728-62	96906	5305-00-068-0511	Bolt, Hex. Hd., 3/8-16x1¼	16
-35	MS21318-15	96906	5305-00-253-5612	Screw, Drive, No. 2x¼	4
-36	8115MNPOO0	81996	9905-00-800-1407	Nameplate (Standard Blank)	1
-38	MS27183-13	96906	5310-00-087-7493	Washer, Flat, 3/8-inch	
-39	MS90728-62	96906	5305-00-068-0511	Bolt, Hex. Hd., 3/8-16x1/4	
-40	MS51922-17	96906	5310-00-087-4652	Nut, Lock, Hex., 3/8-16	

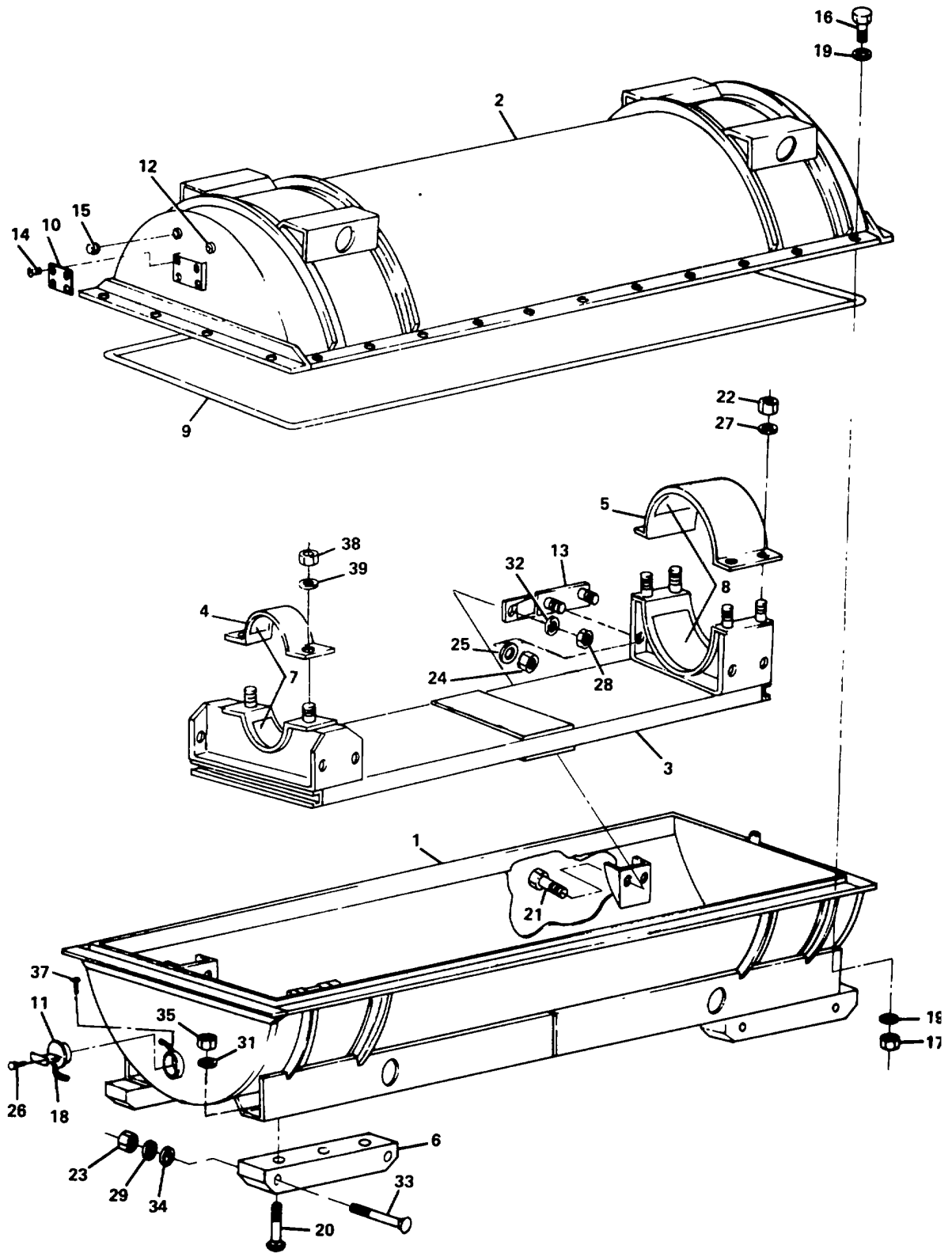


Figure C-17. Shipping and storage container, aft vertical shaft (114ES100-1).
C-66

Figure & Index No.	Part No.	Mfg. Code	National Stock No.	Description	Quantity Per Assembly
17- {	114ES100-1	77272	8145-00-056-2337	Shipping & Storage Container, Aft Vertical Shaft (CH-47A, -47B, -47C)	
	VA973-001-1	05259			
-1	114ES100-2	77272		Bottom Assembly	
-2	114ES100-3	77272		Cover Assembly	
-3	114ES100-4	77272		Frame Assembly	
-4	114ES100-9	77272	5340-00-498-2527	Clamp, Small	1
-5	114ES100-10	77272	5340-00-182-5439	Clamp, Large	1
-6	114ES100-31	77272	8115-00-241-5236	Skid	4
-7	114ES100-34	77272		Liner, Small Clamp---Make from Rubber Sheet 9320-00-143-8600 and cement in place with Adhesive 8040-00-165-8614	2
-8	114ES100-35	77272		Liner, Large Clamp---Make from Rubber Sheet 9320-00-241-9758 and cement in place with Adhesive 8040-00-165-8614	2
-9	114ES100-36	77272	5330-00-760-6219	Gasket, Container Closure	1
-10	8115MNPOO0	81996	9905-00-800-1407	Nameplate (Standard Blank)	1
-11	8115MNP097	81996	8115-00-836-9955	Cover Assembly, Record Receptacle (Includes chain)	1
-12	8034636	18876	6685-00-833-1223	Indicator Assembly, Humidity	1
---	8034638	18876	6685-00-052-1865	Card, Humidity Indicator (Not illustrated)--Component of 8034638	1
-13	J5227-10	76005	8115-00-996-7465	Mount, Shock	4
-14	MS21318-15	96906	5305-00-253-5612	Screw, Drive, No. 2 x k	4
-15	MS20913-1S	96906	4730-00-221-2136	Plug, Pipe, Sq. Hd., 1/8-NPT	1

<u>Figure & Index No.</u>	<u>Part No.</u>	<u>Mfg. Code</u>	<u>National Stock No.</u>	<u>Description</u>	<u>Quantity Per Assembly</u>
-16	MS90725-62	96906	5305-00-269-3213	Bolt, Hex. Hd., 3/8-16 x 14	30
-17	MS51967-8	96906	5310-00-732-0558	Nut, Plain, Hex., 3/8-16	42
-18	NAFIO88-2C11	88827	4010-00-055-3107	Chain, Flat Link, No. 35 x 11	1
-19	MS27183-13	96906	5310-00-087-7493	Washer, Flat, 3/8-inch	76
-20	MS35751-79	96906	5306-00-089-1421	Bolt, Sq. Neck, 3/8-16 x 3½	20
-21	MS90728-60	96906	5305-00-068-0510	Bolt, Hex. Hd., 3/8-16 x 1	8
-22	MS51922-33	96906	5310-00-225-6993	Nut, Lock, Hex. ½-13	6
-23	MS27040-12	96906	5310-00-982-4947	Nut, Plain, Sq., 3/8-16	8
-24	MS51922-9	96906	5310-00-984-3806	Nut, Lock, Hex., 5/16-18	8
-25	MS27183-11	96906	5310-00-809-3078	Washer, Flat, 5/16-inch	8
-26	MS20470AD4-6	96906	5320-00-117-6828	Rivet, Solid, Dimpled Rd. Hd., 1/8 x 3/8	1
-27	MS27183-17	96906	5310-00-809-5997	Washer, Flat, ½-inch	6
-28	MS51922-17	96906	5310-00-087-4652	Nut, Lock, Hex., 3/8-16	8
-29	MS35338-46	96906	5310-00-637-9541	Washer, Lock, 3/8-inch	20
-31	MS35338-46	96906	5310-00-637-9541	Washer, Lock, 3/8-inch	
-32	MS27183-13	96906	5310-00-087-7493	Washer, Flat, 3/8-Inch	
-33	MS35751-79	96906	5306-00-089-1421	Bolt, Sq. Neck, 3/8-16 x 3½	
-34	MS27183-13	96906	5310-00-087-7493	Washer, Flat, 3/8-inch	
-35	MS51967-8	96906	5310-00-732-0558	Nut, Plain, Hex., 3/8-16	
-37	MS21318-41	96906	5305-00-253-5622	Screw, Drive, No. 8 x 3/8	1
-38	MS51922-33	96906	5310-00-225-6993	Nut, Lock, Hex., ½-13	
-39	MS27183-17	96906	5310-00-809-5997	Washer, Flat, ½-inch	

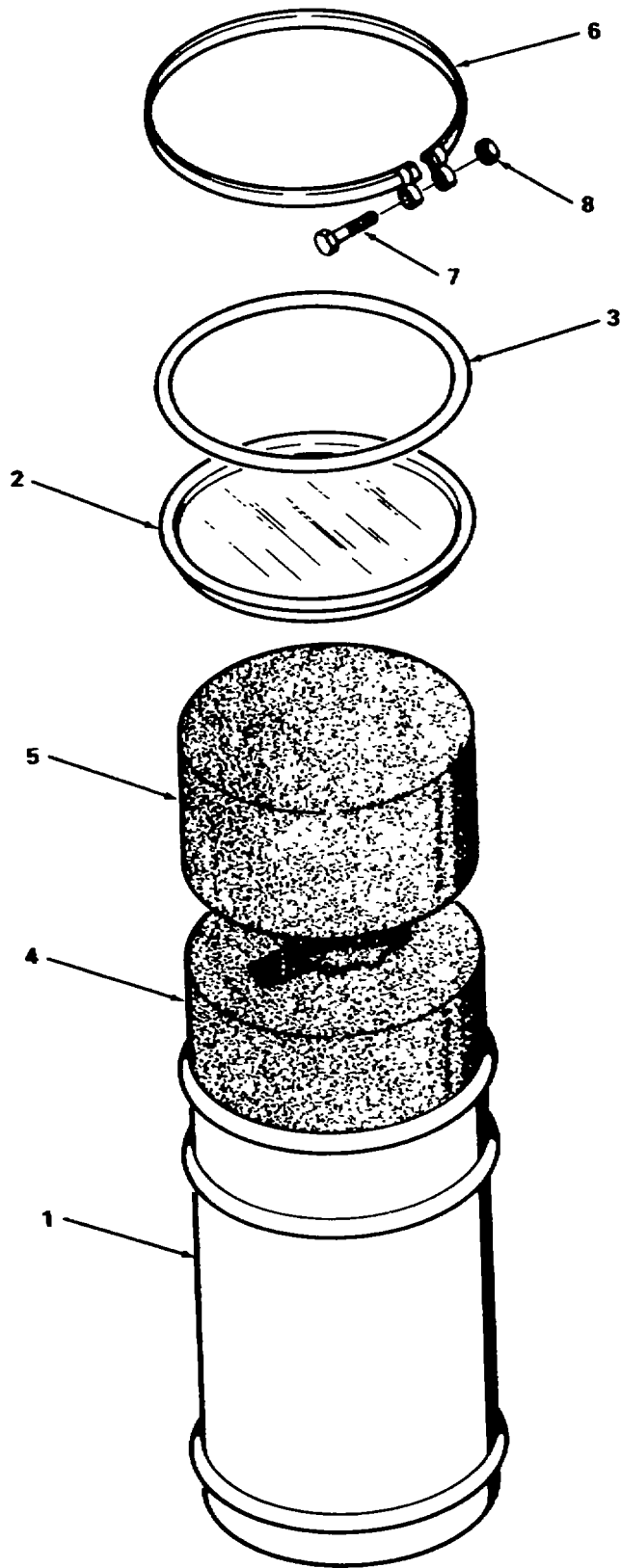


Figure C-18. Shipping and storage container, blade lag shock absorber
(CH-47B, -47C)
C-69

Figure & Index No.	Part No.	Mfg. Code	National Stock No.	Description	Quantity Per Assembly
18-	114G1322-1	77272	8115-00-400-7730	Shipping and Storage Container, Blade Lag Shock Absorber (CH-47B, -47C)	
-1	114G1322-2	77272		Drum	
-2	MS27683-60	96906	8110-00-222-3136	Cover	1
-3	MS27683-90	96906	5330-00-351-1162	Gasket, Container Closure	1
-4	114G1322-3	77272	8135-01-049-2875	Cushion, Molded Contour, Lower	1
-5	14G1322-4	7272	135-01-049-2876	Cushion, Molded Contour, Upper	
-6	MS27683-80	96906	8110-00-190-9994	Ring, Locking	
-7	MS90725-71	96906	5305-00-269-3221	Bolt, Hex. Hd., 3/8-16x3 1/4	1
-8	MS51967-8	96906	5310-00-732-0558	Nut, Plain, Hex., 3/8-16	1

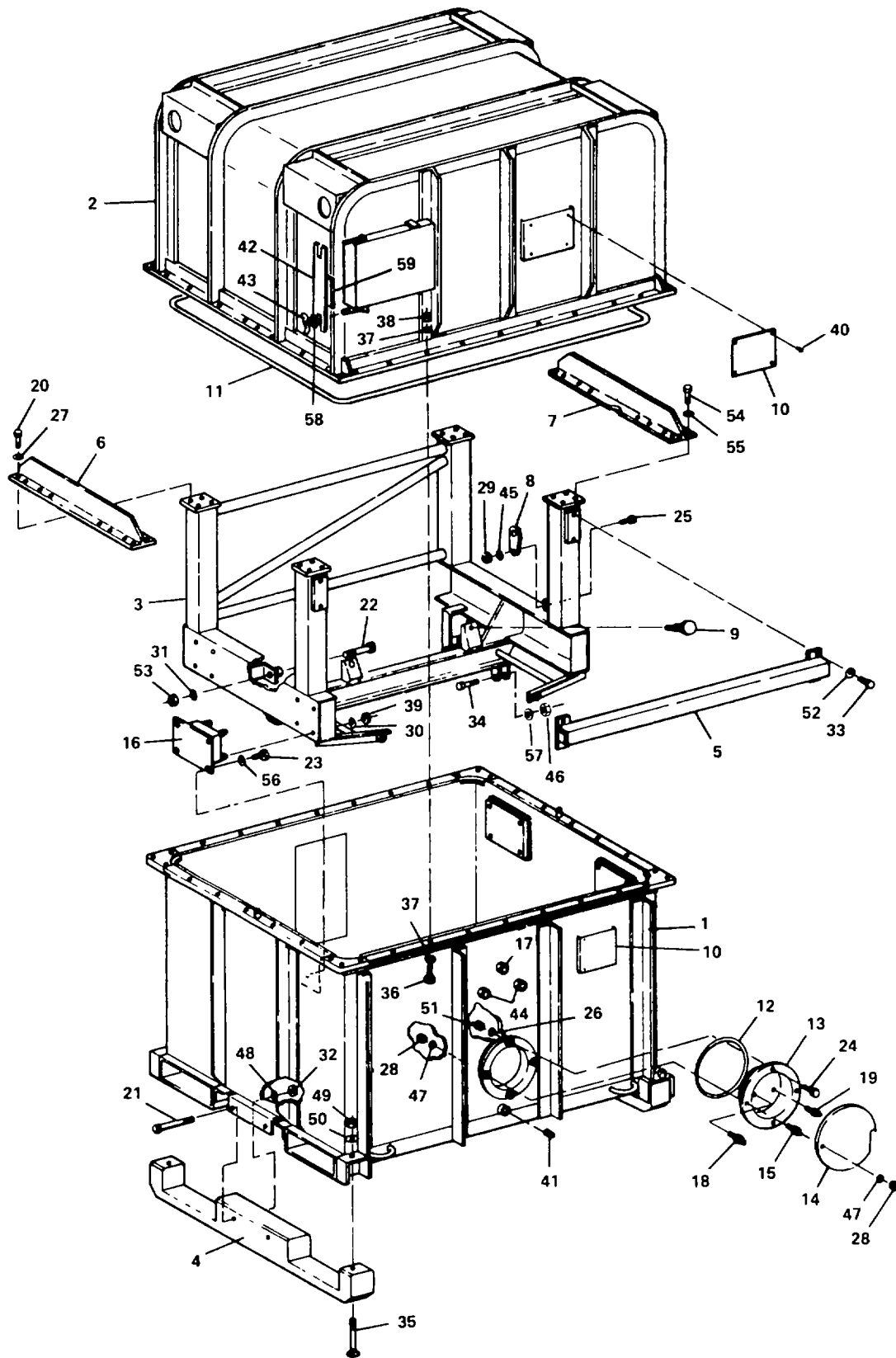


Figure C-19. Shipping & storage container, cargo hoist (6470-85029-041).

Figure & Index No.	Part No.	Mfg. Code	National Stock No.	Description	Quantity Per Assembly
19-	6470-85029-041	78286	8145-00-482-2533	Shipping & Storage Container, Cargo Hoist (CH-54A, -54B)	
-1	6470-85132-041	78286	Bottom Assembly		
-2	6470-85133-041	78286	Cover Assembly		
-3	6470-85134-041	78286	Mounting Frame		
-4	6470-85135-101	78286	8145-01-043-7438	Skid	2
-5	6470-85153-041	78286	8145-00-482-2534	Tiebar	1
-6	6470-85136-101	78286	8145-00-478-5996	Mounting Standard, Right- Hand	1
-7	6470-85137-101	78286	8145-00-478-5999	Mounting Standard, Left- Hand	1
-8	6470-85138-101	78286	8145-00-478-6000	Link	1
-9	6470-85029-042	78286	8145-00-478-5992	Pad, Leveling	4
-10	8115MNPOO0	81996	9905-00-800-1407	Nameplate (Standard Blank)	2
-11	6470-85147-101	78286	5330-01-041-8893	Gasket, Container Closure	1
-12	MS29561-437	96906	5330-00-989-5369	Packing, Preformed, O-Ring, .275x5.975 Dia.	1
-13	6858332	78286	8115-00-828-8026	Receptacle, Service	1
-14	6800499	78286	8115-00-076-0313	Cover, Service Receptacle	1
-15	6800053	78286	5307-00-558-9264	Bolt, Double End	2
-16	J5864-54	76005	5340-00-442-6268	Mount, Shock	4
-17	8034636	18876	6685-00-833-1223	Indicator Assembly, Humidity	3
---	8034638	18876	6685-00-052-1865	Card, Humidity Indicator (Not illustrated)--Component of 8034636	3
-18	TA330-50-05R	08992	4820-00-137-6313	Valve, Pressure Relief, 2-way	1

Figure & Index No.	Part No.	Mfg. Code	National Stock No.	Description	Quantity Per Assembly
-19	MS20913-IS	96906	4730-00-221-2136	Plug, Pipe, Sq. Hd., 1/8-NPT	1
-20	MS90725-111	96906	5305-00-782-9495	Bolt, Hex. Hd., 1/2-13x1 1/4	16
-21	MS90725-128	96906	5305-00-071-1781	Bolt, Hex. Hd., 1/2-13x5 1/2	4
-22	MS90725-197	96906	5305-00-941-9317	Bolt, Hex. Hd., 3/4-10x4 1/2	2
-23	MS90725-109	96906	5305-00-044-4153	Bolt, Hex. Hd., 1/2-13x1	16
-24	MS90725-60	96906	5305-00-269-3211	Bolt, Hex. Hd., 3/8-16x1	2
-25	MS90725-114	96906	5305-00-782-9494	Bolt, Hex. Hd., 1/2-13x1 3/4	1
-26	MS35338-46	96906	5310-00-637-9541	Washer, Lock, 3/8-inch	6
-27	MS35338-48	96906	5310-00-584-5272	Washer, Lock, 1/2-inch	44
-28	MS51967-8	96906	5310-00-732-0558	Nut, Plain, Hex., 3/8-16	6
-29	MS51922-33	96906	5310-00-225-6993	Nut, Lock, Hex., 1/2-13	1
-30	MS27183-17	96906	5310-00-809-5997	Washer, Flat, 1/2-inch	17
-31	MS27183-23	96906	5310-00-809-8533	Washer, Flat, 3/4-inch	4
-32	MS51967-14	96906	5310-00-768-0318	Nut, Plain, Hex., 1/2-13	4
-33	MS90725-107	96906	5305-00-781-3924	Bolt, Hex. Hd., 1/2-13x 3/4	4
-34	MS90725-192	96906	5305-00-042-9479	Bolt, Hex. Hd., 3/4-10x3 1/4	2
-35	MS35751-136	96906	5306-00-089-1424	Bolt, Sq. Neck, 1/2-13x4 1/2	4
-36	MS90725-164	96906	5305-00-051-0827	Bolt, Hex. Hd., 5/8-11x2	36
-37	MS27183-21	96906	5310-00-823-8803	Washer, Flat, 5/8-inch	72
-38	MS51967-20	96906	5310-00-763-8920	Nut, Plain, Hex., 5/8-11	36
-39	MS51922-37	96906	5310-00-067-9507	Nut, Lock, Hex., 1/2-20	16
-40	MS21318-15	96906	5305-00-253-5612	Screw, Drive, No. 2x 1/4	8
-41	MS20913-6S	96906	4730-00-221-2140	Plug, Pipe, Sq. Hd., 3/4-NPT	1

Figure & Index No.	Part No.	Mfg. Code	National Stock No.	Description	Quantity Per Assembly
-42	6470-85143-043	78286	8145-00-478-5995	Cover, Record Receptacle	1
-43	MS35425-41	96906	5310-00-828-8189	Nut, Plain, Wing, 5/16-18	2
-44	8034636	18876	6685-00-833-1223	Indicator, Humidity--Used as inspection port. Humidity indicator card is omitted.	
-45	MS27183-17	96906	5310-00-809-5997	Washer, Flat, 1/2-inch	
-46	MS51922-57	96906	5310-00-067-6356	Nut, Lock, Hex., 3/4-10	4
-47	MS35338-46	96906	5310-00-637-9541	Washer, Lock, 3/8-inch	
-48	MS353J8-48	96906	5310-00-554-5272	Washer, Lock, 1/2 inch	
-49	MS27040-14	96906	5310-00-982-4940	Nut, Plain, Square, 1/2-13	4
-50	NS35338-48	96906	5310-00-584-5272	Washer, Lock, 1/2-inch	
-51	MS51967-8	96906	5310-00-732-0558	Nut, Plain, Hex., 3/8-16	
-52	MS35338-48	96906	5310-00-584-5272	Washer, Lock, 1/2-inch	
-53	MS51922-57	96906	5310-00-067-6356	Nut, Lock, Hex., 3/4-10	
-54	MS90725-111	96906	5305-00-782-9495	Bolt, Hex. lid., 1/2-13x1 1/4	
-55	MS35338-48	96906	5310-00-584-5272	Washer, Lock, 1/2-inch	
-56	MS35338-48	96906	5310-00-809-8533	Washer, Lock 1/2-inch	
-57	MS27183-23	96906	5310-00-809-8533	Washer, Flat, 3/4 inch	
-58	MS35338-45	96906	5310-00-407-9566	Washer, Lock, 5/16-inch	2
59	6470-85143-107	78286		Gasket, Record Receptacle Cover (Component of 6470- 85143-043)---Make from Rubber Sheet 9320-00-241- 9758 and cement in place with Adhesive 8040-00-165- 8614	1

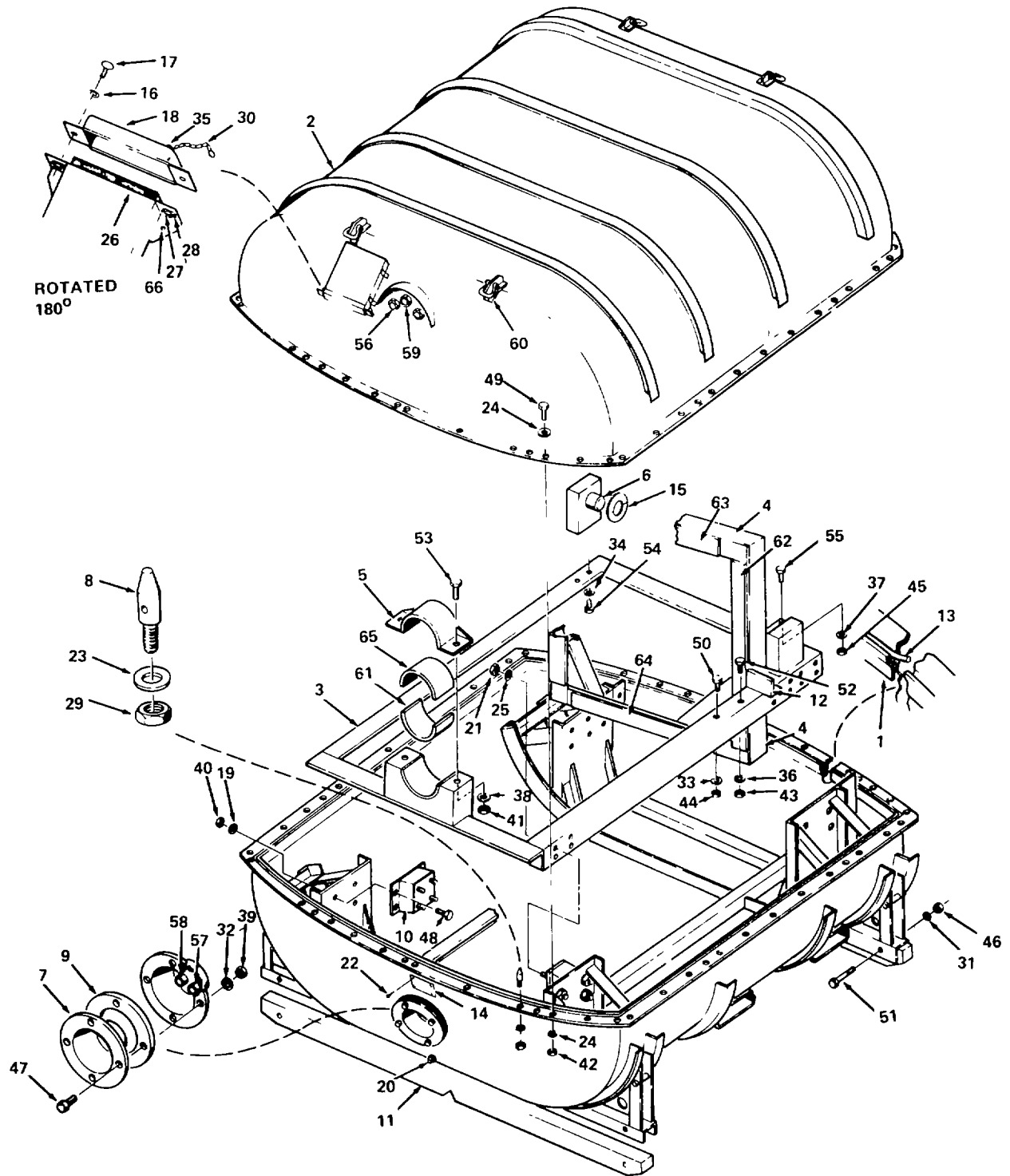


Figure C-20. Shipping and storage container, main transmission (6470-85111-041)-

<u>Figure & Index No.</u>	<u>Part No.</u>	<u>Mfg. Code</u>	<u>National Stock No.</u>	<u>Description</u>	<u>Quantity Per Assembly</u>
20--	6470-85111-041	78286	8145-00-242-4466	Shipping & Storage Container, Main Transmission (CH-54B)	
-1	6470-85112-041	78286		Bottom Assembly	
-2	6470-85113-041	78286		Cover Assembly	
-3	6470-85114-041	78286		Frame Assembly	
-4	6470-85115-041	78286		Ring Assembly	
-5	6470-85117-041	78286	8145-00-495-6553	Clamp Assembly, Upper	1
-6	6470-85119-041	78286	8145-00-495-6554	Pivot Block Assembly	2
-7	6470-85021-106	78286	8115-00-463-4768	Cover, Service Receptacle	1
-8	6470-85111-108	78286	5315-00-426-1182	Pin, Locating	8
-9	6470-85021-109	78286	5330-01-042-7586	Gasket, Service Receptacle	1
-10	35864-54	76005	5340-00-442-6268	Mount, Shock	6
-11	6470-85111-101	78286	8115-01-045-1277	Skid	2
-12	6470-85111-103	78286	8145-00-257-1130	Angle, Lockout	2
-13	6470-85111-104	78286	5330-01-044-2095	Gasket, Container Closure	1
-14	8115HNP000	81996	9905-00-800-1407	Nameplate (Standard Blank)	1
-15	6470-85111-107	78286	5365-00-405-9869	Shim	2
-16	12-11014-13	94222	5310-00-685-6783	Washer	2
-17	12-12-204-11	94222	5305-00-857-3606	Screw, Wing	2

Figure & Index No.	Part No.	Mfg. Code	National Stock No.	Description	Quantity Per Assembly
-18	6470-85120-041	78286	8145-00-495-6552	Cover Assembly, Record Receptacle (Includes attaching hardware)	1
-19	MS27183-17	96906	5310-00-809-5997	Washer, Flat, ½-inch	136
-20	MS20913-6S	96906	4730-00-221-2140	Plug, Pipe, Sq. Hd., 3/4-NPT	1
-21	MS21083N8	96906	5310-00-902-9369	Nut, Lock, Hex., ½-20	24
-22	MS21318-15	96906	5305-00-253-5612	Screw, Drive No. 2 x 1/4	4
-23	NS27183-13	96906	5310-00-087-7493	Washer, Flat, 3/8-inch	8
-24	MS27183-17	96906	5310-00-809-5997	Washer, Flat, ½-inch	
-25	MS27183-17	96906	5310-00-809-5997	Washer, Flat, ½-inch	
-26	6470-85120-102	78286		Gasket, Record Receptacle Cover---Make from Rubber Sheet 9320-00-143-8600 and cement in place with Adhesive 8040-00-165-8614	1
-27	12-11021-12	94222	5310-00-726-5071	Receptacle	2
-28	HS20426AD4-6	96906	5310-00-117-6951	Rivet, Solid, Dimpled Countersunk Hd., 1/8 x 3/8	4
-29	MS51922-17	96906	5310-00-087-4652	Nut, Lock, Hex., 3/8-16	8
-30	NAS1455-50-5C	80205	4010-00-262-6261	Chain, Flat Link, No. 50 x5	1
-31	M535338-48	96906	5310-00-584-5272	Washer, Lock, ½-inch	5
-32	MS35338-46	96906	5310-00-637-9541	Washer, Lock, 3/8-inch	4
-33	MS35338-48	96906	5310-00-584-5272	Washer, Lock, 1/2-inch	
-34	NS35338-50	96906	5310-00-820-6653	Washer, Lock, 5/8-inch	4
-35	MS20470AD4-9	96906	5320-00-117-6831	Rivet, Solid, Dimpled Rd. Hd., 1/8 x 9/16	1
-36	HS27183-21	96906	5310-00-823-8803	Washer, Flat, 5/8-inch	6
-37	MS35338-51	96906	5310-00-584-7888	Washer, Lock, 3/4-inch	2
-38	NS27183-21	96906	5310-00-823-8803	Washer, Flat, 5/8-inch	

Figure & Index No.	Part No.	Mfg. Code	National Stock No.	Description	Quantity Per Assembly
-39	MS51968-8	96906	5310-00-732-0559	Nut, Plain, Hex., 3/8-24	4
-40	MS51922-37	96906	5310-00-067-9507	Nut, Lock, Hex., 1/2-20	24
-41	MS51922-53	96906	5310-00-225-6408	Nut, Lock, Hex., 5/8-18	6
-42	MS51968-14	96906	5310-00-732-0560	Nut, Plain, Hex., 1/2-20	49
-43	MS51922-53	96906	5310-00-225-6408	Nut, Lock, Hex., 5/8-18	
-44	MS51968-14	96906	5310-00-732-0560	Nut, Plain, Hex., 1/2-20	
-45	MS51968-23	96906	5310-00-763-8901	Nut, Plain, Hex., 3/4-16	2
-46	MS51968-14	96906	5310-00-732-0560	Nut, Plain, Hex., 1/2-20	
-47	MS90726-62	96906	5305-00-269-2805	Bolt, Hex. Hd., 3/8-24 x 1 1/4	4
-48	MS90726-112	96906	5305-00-716-8184	Bolt, Hex. Hd., 1/2-20 x 1 3/8	25
-49	MS90726-114	96906	5305-00-725-4187	Bolt, Hex. Hd., 1/2-20 x 1 3/4	44
-50	MS90726-112	96906	5305-00-716-8184	Bolt, Hex. Hd., 1/2-20 x 1 3/8	
-51	MS90726-128	96906	5305-00-716-8156	Bolt, Hex. Hd., 1/2-20 x 5 1/4	4
-52	MS90726-162	96906	5305-00-727-5677	Bolt, Hex. Hd., 5/8-18 x 1 1/2	8
-53	MS90726-163	96906	5305-00-725-4109	Bolt, Hex. Hd., 5/8-18x1 3/4	2
-54	MS90726-162	96906	5305-00-727-5677	Bolt, Hex. Hd., 5/8-18 x 1 1/2	
-55	MS90726-201	96906	5305-00-727-8830	Bolt, Hex. Hd., 3/4-16 x 6	2
-56	8034636	18876	6685-00-833-1223	Indicator Assembly, Humidity-- Used as inspection port. Humidity indicator card is omitted.	
-57	TA330-20-P	08992	4820-00-254-6571	Valve, Pressure Relief	1
-58	TA330-20-V	08992	4820-00-254-6570	Valve, Vacuum Relief	1
-59	8034636	18876	6685-00-833-1223	Indicator Assembly, Humidity	

Figure & Index No.	Part No.	Mfg. Code	National Stock No.	Description	Quantity Per Assembly
---	8034638	18876	6685-00-052-1865	Card, Humidity Indicator not illustrated)--Com- ponent of 8034636	1
-60	NAS1042-10	80205	4030-00-542-3181	Shackle, Anchor, 5/8 Dia. x 1 1/16 Bow Width (Includes cotter and shackle pins)	4
---				Make the following items, Indices 61 thru 65, with Rubber Sheet 9320-00-241- 9759 and cement in place with Adhesive 8040-00-165- 8614	
-61	6470-85117-103			Pad, Lower Clamp	2
-62	6470-85115-106			Pad	2
-63	6470-85115-107			Pad	
-64	6470-85115-110			Pad	
-65	6470-85117-103			Pad, Upper Clamp	
-66	MS21318-52	96906	5305-00-253-5628	Screw, Drive, No. 12 x ½	1

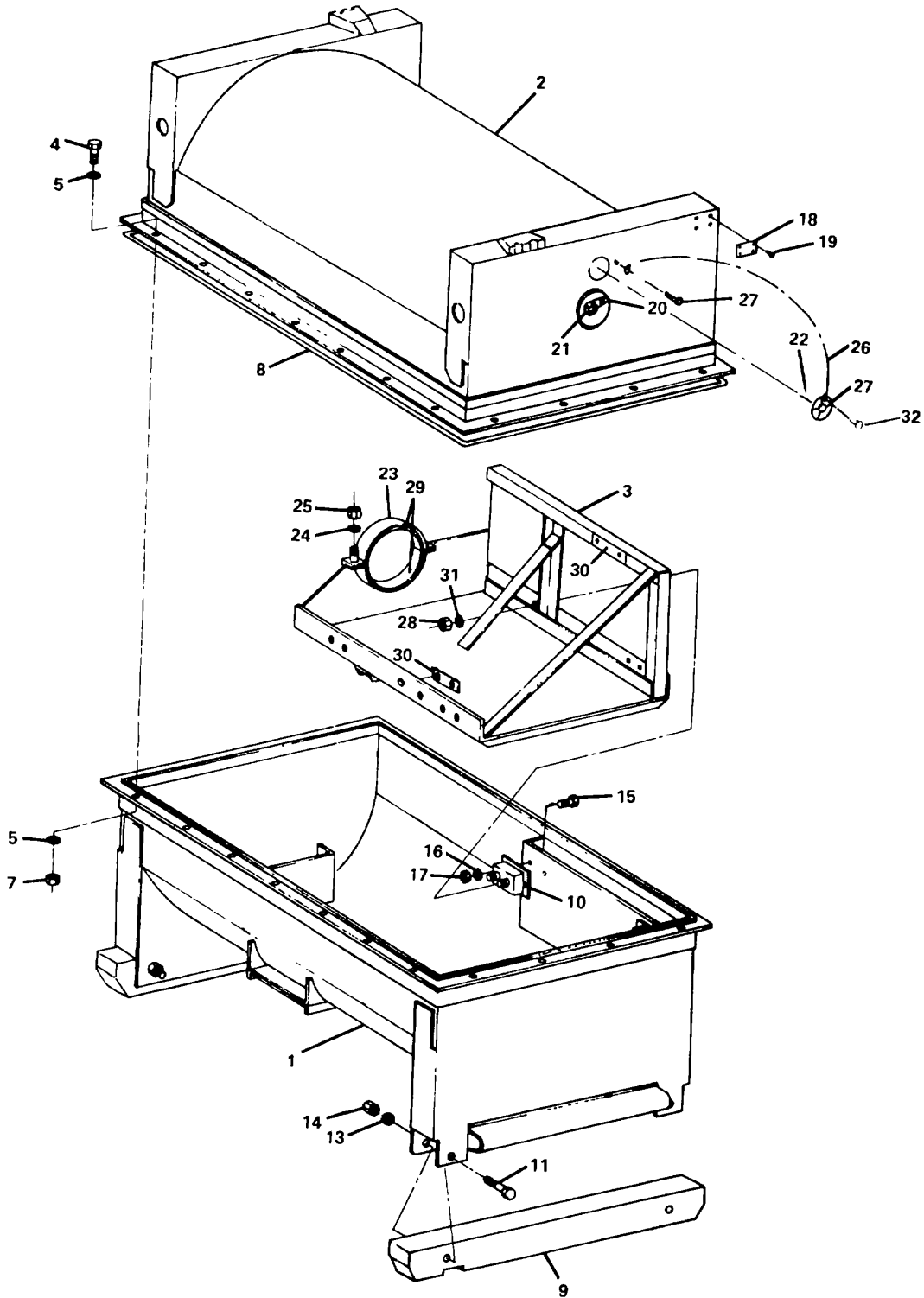


Figure C-21. Shipping and storage container, tail gear box (65700-85002-C-80 042).

C-80

Figure & Index No.	Part No.	Mfg. Code	National Stock No.	Description	Quantity Per Assembly
21-	65700-85002-042	78286	8115-00-082-0662	Shipping and Storage Container, Tail Gear Box (CIH-54A, -5413B)	
-1	65700-85020-042	78286		Bottom Assembly	
-2	65700-85021-042	78286		Cover Assembly	
-3	65700-85024-042	78286		Frame Assembly	
-4	MS90725-64	96906	5305-00-269-3214	Bolt, Hex., Hd. 3/8-16xli	22
-5	MS27183-13	96906	5310-00-087-7493	Washer, Flat, 3/8-inch	44
-7	MS51967-8	96906	5310-00-732-0558	Nut, Plain, Hex., 3/8-16	22
-8	S6172-85211-6	78286	5330-01-049-9866	Gasket, Container Closure	1
-9	S1570-22070	78286	8115-00-404-7570	Skid	2
-10	J5294-5	76005	8115-00-864-3510	Mount, Shock	4
-11	MS90725-24	96906	5305-00-068-9175	Bolt, Hex. ltd., 1/4-20x41/2	4
-13	MS35338 ⁻⁴⁴	96906	5310-00-582-5965	Washer, Lock, ¼ Inch	4
-14	MS51967-2	96906	5310-00-761-6882	Nut, Plain, Hex., 1/4-20	4
-15	MS90728-34	96906	5306-00-226-4827	Bolt, Hex. Hd., 5/16-18x1	o
-16	MS27183-11	96906	5310-00-809-3078	Washer, Flat, 5/16-inch	.b
-17	MS51922-9	96906	5310-00-984-3806	Nut, Lock, Hex., 5/16-18	
-18	8115MNP00	81996	9905-00-80-1407	Nameplate (Standard Blank) I	
-19	MS21318-15	96906	5305-00-253-5612	Screw, Drive, No. 2x1/4	
-20	MS20913-1S	96906	4730-00-221-2136	Plug, Pipe, Sq. Rd., 1/8-NPT	I
-21	8034636	18876	6685-00-833-122	Indicator, Humidity	1
---	8034638	18876	6685-00-052-1865	Card, Humidity Indicator (Not Illustrate)--Component of 8034636	1

<u>Figure & Index No.</u>	<u>Part No.</u>	<u>Mfg. Code</u>	<u>National Stock No.</u>	<u>Description</u>	<u>Quantity Per Assembly</u>
-22	17D015-3	21106	8115-00-245-8500	Cover Assembly, Record Receptacle	1
-23	65700-85024-109	78286	5340-00-438-7758	Clamp	1
-24	MS27183-11	96906	5310-00-809-3078	Washer, Flat, 5/16-inch	
-25	MS51922-9	96906	5310-00-984-3806	Nut, Lock, Hex., 5/16-18	
-26	17D015-4	21106	4010-01-049-0135	Cable, Attaching, Record Receptacle	1
-27	MS21318-23	96906	5305-00-253-5617	Screw, Drive, No. 4 x 3/8	1
-28	MS51922-9	96906	5310-00-984-3806	Nut, Lock, Hex., 5/16-18	
-29	65700-85024-110	78286		Pad, Clamp--Make from Rubber Sheet 9320-00-057-9820 and cement in place with Adhesive 8040-00-165-8614	2
-30	65700-85024-111	78286		Pad, Frame--Make from Rubber Sheet 9320-00-057-9820 and cement in place with Adhesive 8040-00-165-8614	2
-31	MS27183-11	96906	5310-00-809-3078	Washer, Flat, 5/16-inch	
-32	MS20470A6-6	96906	5320-00-242-1580	Rivet, Solid, Plain Rd. Hd., 3/16 x 3/8	1

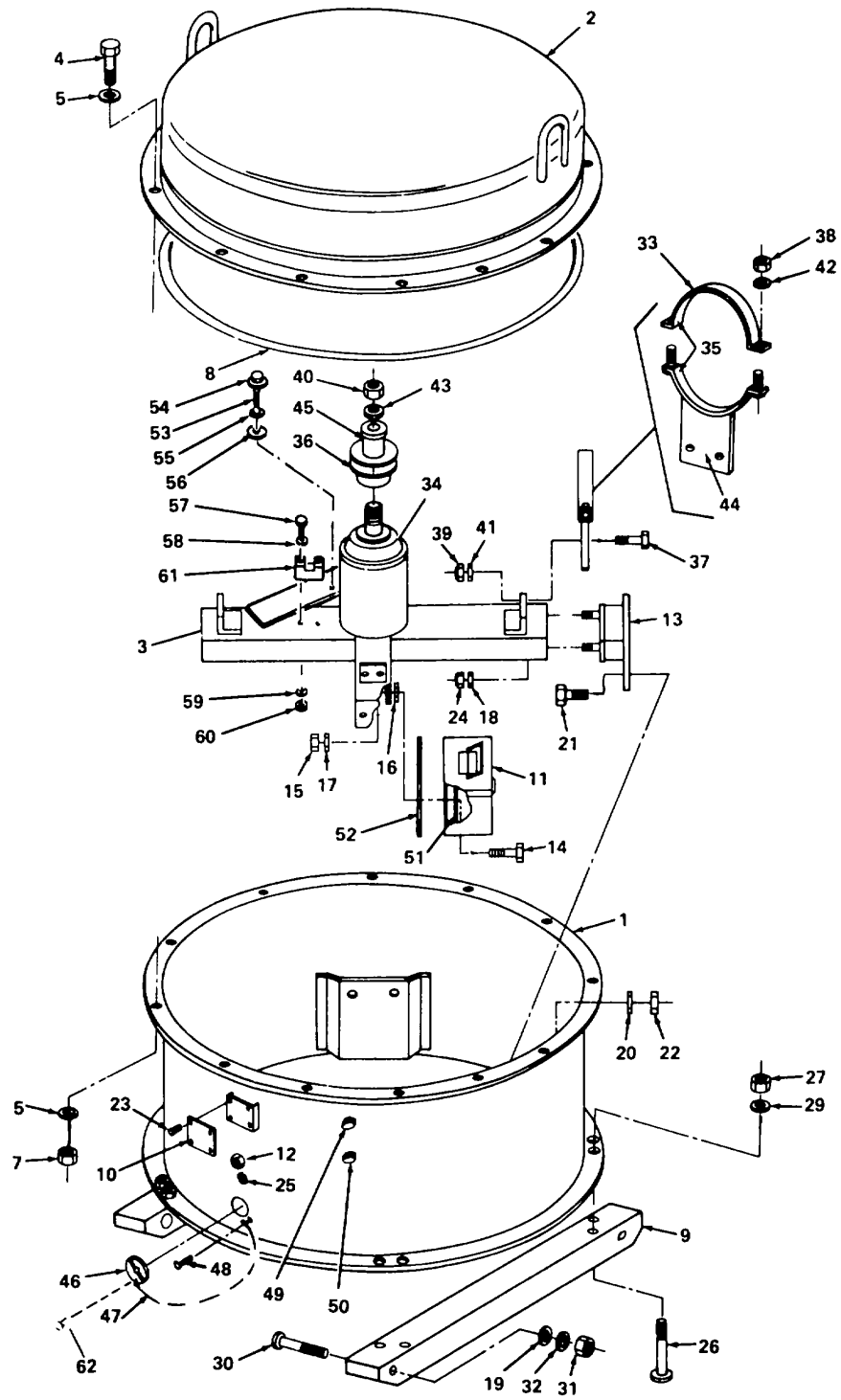


Figure C-22. Shipping and storage container, tail rotor hut (65700-86003-043)

Figure & Index No.	Part No.	Mfg. Code	National Stock No.	Description	Quantity Per Assembly
22-	65700-85003-043	78286	8145-00-092-4641	Shipping & Storage Container, Tail Rotor Hub (CH-54A, -54B)	
---	65700-85003-041	78286	8145-00-920-4428	Shipping & Storage Container, Tail Rotor Hub (CH-54B)-can be converted to Container 65700-85003-043 by modifying Frame Assembly 65700-85030-041 to Frame Assembly 65700-85030-043 and re-identifying the container with a new nameplate showing the above container part number and NSN. The following pars are used on both of the above containers except where otherwise indicated:	
-1	65700-85028-043	78286	Lower Assembly--Used on	Container 65700-85003-043 only	
---	65700-85028-041	78286	Lower Assembly--Used on	Container 65700-85003-041 only	
-2	65700-85029-081	78286	Upper Assembly--Used on	Container 65700-85003-043 only	
---	65700-85029-041	78286	Upper Assembly--Used on	Container 65700-85003-041 only	
-3	65700-85030-043	78286	Frame Assembly--Used on	Container 65700-85003-043 only	
---	65700-85030-041	78286	Frame Assembly--Used on	Container 65700-85003-041 only	
-4	MS90725-64	96906	5305-00-269-3214	Bolt, Hex. Hd., 3/8-16x1½	15
-5	MHS27183-13	96906	5310-00-087-7493	Washer, Flat, 3/8-inch	30

<u>Figure & Index No.</u>	<u>Part No.</u>	<u>Mfg. Code</u>	<u>National Stock No.</u>	<u>Description</u>	<u>Quantity Per Assembly</u>
-7	MS51967-8	96906	5310-00-732-0558	Nut, Plain, Hex., 3/8-16	15
-8	S6172-85211-2	78286	5330-00-851-6692	Gasket, Container Closure	1
-9	65700-85012-102	78286	8115-01-042-9463	Skid	2
-10	8115MNP000	81996	9905-00-800-1407	Nameplate (Standard Blank)	1
-11	6470-85159-101	78286	8145-00-157-0806	Parts Box--Used on Container 65700-85003-043 only	1
	65700-85083-101	78286	8145-00-461-1184	Parts Box--Used on Container 65700-85003-041 only	(1 rqr)
-12	8034636	18876	6685-00-833-1223	Indicator Assembly, Humidity	1
---	8034638	18876	6685-00-052-1865	Card, Humidity Indicator (Not Illustrated)--Component of 8034636	1
-13	J5294-5	76005	8115-00-864-3510	Mount, Shock--Used on Container 65700-85003-043 only	4
- -	J5294-2	76005	5340-00-329-2740	Mount, Shock--Used on Container 65700-85003-041 only	(4 rqr)
-14	MS90725-8	96906	5305-00-225-3839	Bolt, Hex. Hd., 1/4 -20 x 1	2
-15	MS51967-2	96906	5310-00-761-6882	Nut, Lock, Hex., 1/4-20	2
-16	AN975-4	88044	5310-00-167-0686	Washer, Recessed, k-inch	2
-17	MS35338-44	96906	5310-00-582-5965	Washer, Lock, 1/4-inch	6
-18	MS27183-11	96906	5310-00-809-3078	Washer, Flat, 5/16-inch	25
-19	MS27183-9	96906	5310-00-823-8804	Washer, Flat, 1/4-inch	14
-20	MN27183-11	96906	5310-00-809-3078	Washer, Flat, 5/16-inch	
-21	MS90725-34	96906	5306-00-225-8499	Bolt, Hex. Hd., 5/16-18 x 1	8
-22	MS51922-9	96906	5310-00-984-3806	Nut, Lock, Hex., 5/16-18	24
-23	MS21318-15	96906	5305-00-253-6612	Screw, Drive, No. 2 x 1/4	4
-24	MS51922-9	96906	5310-00-984-3806	Nut, Lock, Hex., 5/16-18	

Figure & Index No.	Part No.	Mfg. Code	National Stock No.	Description	Quantity Per Assembly
-25	MS20913-1S	96906	4730-00-221-2136	Plug, Pipe, Sq. Hd., 1/8-NPT	1
-26	MS35751-81	96906	5306-00-951-5699	Bolt, Sq. Neck, 3/8-16x4	8
-27	MS27040-12	96906	5310-00-982-4947	Nut, Square, 3/8-16	8
-29	MS35338-46	96906	5310-00-637-9541	Washer, Lock, 3/8-inch	8
-30	MS35751-202	96906	5306-00-145-0875	Bolt, Sq. Neck, 1/4-20x4!4	4
-31	MS27040-10	96906	5310-00-982-4938	Nut, Square, 1/4-20	4
-32	MS35338-44	96906	5310-00-582-5965	Washer, Lock, f-inch	
-33	65700-85030-109	78286	5340-00-182-3729	Clamp	4
-34	65700-85030-113	78286	5340-00-182-3727	Spacer	1
-35	65700-85030-114	78286	8145-00-460-4083	Liner	8
-36	65700-85030-115	78286	5340-00-182-3728	Spacer	1
-37	MS90728-8	96906	5305-00-225-3843	Bolt, Hex. Hd., 1/4-20x3/4	8
-38	bMS51922-9	96906	5310-00-984-3806	Nut, Lock, Hex., 5/16-18	
-39	MS51922-1	96906	5310-00-088-1251	Nut, Lock, Hex., 1/4-20	8
-40	MS51922-33	96906	5310-00-225-6993	Nut, Lock, Hex., 1/2-13	1
-41	MS27183-9	96906	5310-00-823-8804	Washer, Flat, 1/4-inch	
-42	MS27183-11	96906	5310-00-809-3078	Washer, Flat, 5/16-inch	
-43	MS27183-17	96906	5310-00-809-5997	Washer, Flat, 1/2-inch	1
-44	65700-85030-082	78286	8145-00-460-4084	Clamp Weldment	4
-45	65700-85030-083	78286	8145-00-460-4081	Plunger Weldment	1
-46	17D015-3	21106	8115-00-245-8500	Cover Assembly, Record Receptacle	1
-47	17D015-4	21106	4010-01-049-0135	Cable, Attaching, Record Receptacle Cover	1
-48	MS21318-23	96906	5305-00-253-5617	Screw, Drive, No.4 x3/8	1

<u>Figure & Index No.</u>	<u>Part No.</u>	<u>Mfg. Code</u>	<u>National Stock No.</u>	<u>Description</u>	<u>Quantity Per Assembly</u>
-49	TA750-P-25	08992	4820-00-176-9973	Valve, Pressure Relief	1
-50	TA750-VRH-25	08992	4820-00-176-9972	Valve, Vacuum Relief	1
-51	65700-85028-107	78286	5365-00-215-8308	Plate-Used on Container 65700-85003-043 only	1
-52	65700-85028-108	78286	5365-00-211-5528	Plate-Used on Container 65700-85003-043 only	1
-53	AN5-36A	88044	5306-00-150-9235	Bolt, Machine, Hex. Hd., 5/16-24 x 3 5/16--Used on Container 65700-85003-043 only	1
-54	MS27183-11	96906	5310-00-809-3078	Washer, Flat, 5/16-inch-- Used on Container 65700- 85003-043 only	
-55	65700-85030-117	78286	5310-00-275-1815	Clamp--Used on Container 65700-85003-043 only	1
-56	65700-85030-116	78286		Pad--Used on Container 65700-85003-043 only--Make from Rubber Sheet 9320-00- 241-9763 and cement in place with Adhesive 8040- 00-165-8614	1
-57	MS16998-47	96906	5305-00-983-6664	Bolt, Socket Hd., 1/4-28 x 1/2-- Used on Container 65700- 85003-043 only	2
-58	MS27183-9	96906	5310-00-823-8804	Washer, Flat, 1/4-inch--Used on Container 65700-85003- 043 only	
-59	MS35338-44	96906	5310-00-582-5965	Washer, Lock, 1/2-inch--Used on Container 65700-85003- 043 only	
-60	MS51968-2	96906	5310-00-768-0319	Nut, Plain, Hex., 1/4-28-- Used on Container 65700- 85003-043 only	2
-61	65700-85030-119	78286	5340-00-180-7277	Support--Used on Container 65700-85003-043 only	1
-62	MS20470A6-6	96906	5320-00-242-1580	Rivet, Solid, Plain Rd. Hd., 3/16 x 3/8	1

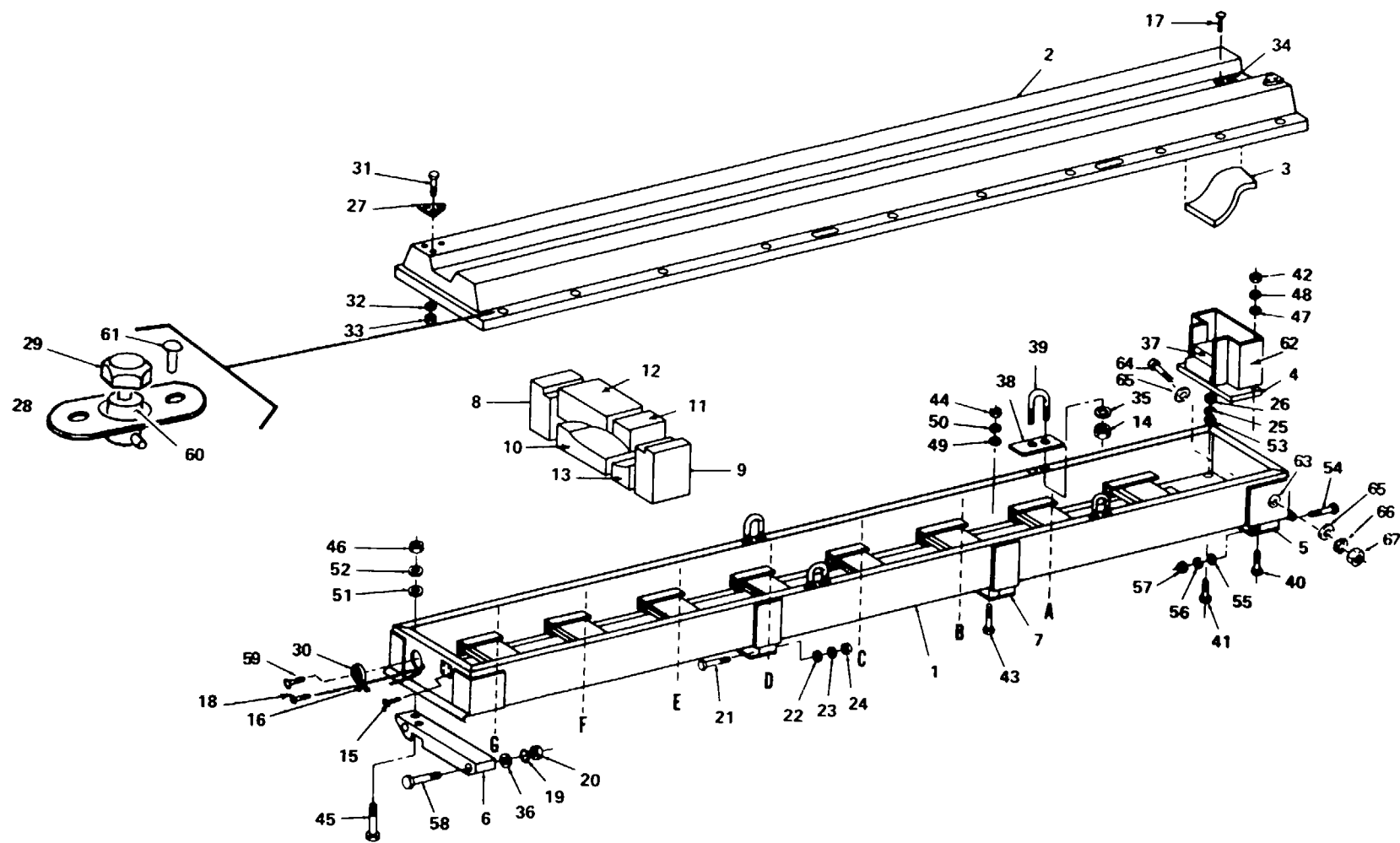


Figure C-23. Shipping and storage container, main rotor blade (65700-85001-042).

Figure & Index No.	Part No.	Mfg. Code	National Stock No.	Description	Quantity Per Assembly
23-	65700-85001-042	78286	8145-00-134-3768	Shipping & Storage Container, Main Rotor Blade (CH-54B)	
-1	65700-85034-082	78286		Bottom Assembly	
-2	65700-85035-042	78286		Cover Assembly	
-3	65700-85001-101	78286		Liner---Make from Sponge Rubber Sheet 9320-00-244- 7046 and cement in place with Adhesive 8040-00- 165-8614	1
-4	65700-85044-103	78286	8145-01-064-4456	Spacer	1
-5	65700-85045-101	78286	8115-01-042-9464	Skid	1
-6	65700-85045-102	78286	8115-01-042-9461	Skid	1
-7	65700-85046-101	78286	8115-01-042-9458	Skid	2
				Cement Indices 8 thru 13 in place with Adhesive 8040-00-165-8614	
-8	65700-85047-135	78286	8145-00-459-0092	Cushion, Molded Contour, Trailing Edge: Stations B, C, D, E, F, G	6
-9	657000-85047-136	78286	8145-00-482-1066	Cushion, Molded Contour, Leading Edge: Stations B, C, D, E, F, G	6

<u>Figure & Index No.</u>	<u>Part No.</u>	<u>Mfg. Code</u>	<u>National Stock No.</u>	<u>Description</u>	<u>Quantity Per Assembly</u>
-10	65700-85047-109	78286	8145-00-459-0004	Cushion, Molded Contour, Lower Left: Station G	1
	65700-85047-114	78286	8135-00-459-0025	Cushion, Molded Contour, Lower Left: Station B	1
	65700-85047-119	78286	8135-00-459-0039	Cushion, Molded Contour, Lower Left: Station C	1
	65700-85047-123	78286	8135-00-459-0068	Cushion, Molded Contour, Lower Left: Station D	1
	65700-85047-127	78286	8135-00-459-0084	Cushion, Molded Contour, Lower Left- Station E	1
	65700-85047-131	78286	8135-00-459-0088	Cushion, Molded Contour, Lower Left: Station F	1
-11	65700-85047-110	78286	8135-00-459-0010	Cushion, Molded Contour, Upper Right: Station B	1
	65700-85047-115	78286	8135-00-459-0026	Cushion, Molded Contour, Upper Right: Station A	1
	65700-85047-116	78286	8135-00-459-0030	Cushion, Molded Contour, Upper Right: Station C	1
	65700-85047-120	78286	8135-00-459-0040	Cushion, Molded Contour, Upper Right: Station D	1
	65700-85047-124	78286	8135-00-459-0080	Cushion, Molded Contour, Upper Right: Station E	1
	65700-85047-128	78286	8135-00-459-0085	Cushion, Molded Contour, Upper Right: Station F	1
	65700-85047-132	78286	8135-00-459-0089	Cushion, Molded Contour, Upper Right: Station G	1

Figure & Index No.	Part No.	Mfg. Code	National Stock No.	Description	Quantity Per Assembly
-12	65700-85047-111	78286	8135-00-459-0011	Cushion, Molded Contour, Upper Left: Station A	1
	65700-85047-113	78286	8135-00-459-0024	Cushion, Molded Contour, Upper Left: Station B	1
	65700-85047-117	78286	8135-00-459-0031	Cushion, Molded Contour, Upper Left: Station C	1
	65700-85047-121	78286	8135-00-459-0046	Cushion, Molded Contour, Upper Left: Station D	1
	65700-85047-125	78286	8135-00-459-0081	Cushion, Molded Contour, Upper Left: Station E	1
	65700-85047-129	78286	8135-00-459-0086	Cushion, Molded Contour, Upper Left: Station F	1
	65700-85047-133	78286	8135-00-459-0090	Cushion, Molded Contour, Upper Left: Station G	1
-13	65700-85047-112	78286	8135-00-459-0014	Cushion, Molded Contour, Lower Right: Station B	1
	65700-85047-118	78286	8135-00-459-0038	Cushion, Molded Contour, Lower Right: Station C	1
	65700-85047-122	78286	8135-00-459-0047	Cushion, Molded Contour, Lower Right: Station D	1
	65700-85047-126	78286	8135-00-459-0083	Cushion, Molded Contour, Lower Right: Station E	1
	65700-85047-130	78286	8135-00-459-0087	Cushion, Molded Contour, Lower Right: Station F	1
	65700-85047-134	78286	8135-00-459-0091	Cushion, Molded Contour, Lower Right: Station G	1
-14	MS21045-6	96906	5310-00-982-4908	Nut, Lock, Hex., 3/8-24	8
-15	MS21318-15	96906	5305-00-253-5612	Screw, Drive, No. 2 x 1	8
-16	17D015-4	21106	4010-01-049-0135	Cable, Attaching, Record Receptacle Cover	1
-17	MS21318-15	96906	5305-00-253-5612	Screw, Drive, No. 2 x 1/4	

Figure & Index No.	Part No.	Mfg. Code	National Stock No.	Description	Quantity Per Assembly
-18	MS21318-23	96906	5305-00-253-5617	Screw, Drive, No. 4x3/8	1
-19	MS35338-44	96906	5310-00-582-5965	Washer, Lock, 1/4-inch	8
-20	MS27040-10	96906	5310-00-982-4938	Nut, Plain, Square, 1/4-20	8
-21	MS35751-28	96906	5306-00-728-6060	Bolt, Sq. Neck, 1/4-20 x 4	4
-22	MS27183-9	96906	5310-00-823-8804	Washer, Flat, 1/4-inch	14
-23	MS35338-44	96906	5310-00-582-5965	Washer, Lock, 1/4-inch	
-24	MS27040-10	96906	5310-00-982-4938	Nut, Plain, Square, 1/4-20	
-25	MS35338-46	96906	5310-00-637-9541	Washer, Lock, 3/8-inch	25
-26	MS27040-12	96906	5310-00-982-4947	Nut, Plain, Square, 3/8-16	21
-27	8115MNP094	81996	5120-00-177-9353	Guide, Stacking	2
-28	17C012-4	21106	8145-01-054-8861	Housing	20
-29	91S2-17	71286	5325-00-592-7958	Stud	20
-30	17D015-3	21106	8115-00-245-8500	Cover Assembly, Record Receptacle	1
-31	MS90725-8	96906	5305-00-225-3839	Bolt, Hex. Hd., 1/4-20 x 1	6
-32	MS27183-9	96906	5310-00-823-8804	Washer, Flat, 1/4-inch	
-33	MS51922-1	96906	5310-00-088-1251	Nut, Lock, Hex., 1/4-20	6
-34 2	8115NMP000	81996	9905-00-800-1407	Nameplate (Standard Blank)	
-35	MS27183-13	96906	5310-00-087-7493	Washer, Flat, 3/8-inch	37
-36	MS27183-9	96906	5310-00-823-8804	Washer, Flat, 1/4-inch	
-37	65700-85048-081	78286	8135-00-461-1182	Cushion, Hub, Molded Contour (Do not cement in place)	1
-38	8115HNP010-3	81996		Seal--4-Make from Sponge Rubber Sheet 9320-00-250-1240 and cement in place with Adhesive 8040-00-165-8614	4

<u>Figure & Index No.</u>	<u>Part No.</u>	<u>Mfg. Code</u>	<u>National Stock No.</u>	<u>Description</u>	<u>Quantity Per Assembly</u>
-39	NAS3106-14-14	80205	5306-00-782-1667	Bolt, U. 3/8-24, 1 3/4 Leg Length, 3/4 Diameter	4
-40	MS35751-81	96906	5306-00-951-5699	Bolt, Sq. Neck, 3/8-16x4	2
-41	MS35751-77	96906	5306-00-993-6257	Bolt, Sq. Neck, 3/8-16x3	19
-42	MS27040-12	96906	5310-00-982-4947	Nut, Plain, Square, 3/8-16	
-43	NS35751-77	96906	5306-00-993-6257	Bolt, Sq. Neck, 3/8-16x3	
-44	MS27040-12	96906	5310-00-982-4947	Nut, Plain, Square, 3/8-16	
-45	MS35751-77	96906	5306-00-993-6257	Bolt, Sq. Neck, 3/8-16x3	
-46	MS27040-12	96906	5310-00-982-4947	Nut, Plain, Square, 3/8-16	
-47	MS27183-13	96906	5310-00-087-7493	Washer, Flat, 3/8-inch	
-48	MS35338-46	96906	5310-00-637-9541	Washer, Lock, 3/8-inch	
-49	MS27183-13	96906	5310-00-087-7493	Washer, Flat, 3/8-inch	
-50	NS35338-46	96906	5310-00-637-9541	Washer, Lock, 3/8-inch	
-51	MS27183-13	96906	5310-00-087-7493	Washer, Flat, 3/8-inch	
-52	MS35338-46	96906	5310-00-637-9541	Washer, Lock, 3/8-inch	
-53	MS27183-13	96906	5310-00-087-7493	Washer, Flat, 3/8-inch	
-54	MS35751-30	96906	5306-00-903-8593	Bolt, Sq. Neck, 3-20 x 5	4
-55	NS27183-9	96906	5310-00-823-8804	Washer, Flat, 1/4-inch	
-56	MS35338-44	96906	5310-00-582-5965	Washer, Lock, 1/4-inch	
-57	KS27040-10	96906	5310-00-982-4938	Nut, Plain, Square, 1/4-20	
-58	MS35751-30	96906	5306-00-903-8593	Bolt, Sq. Neck, 1/4-20x5	
-59	NS20470A6-6	96906	5320-00-242-1580	Rivet, Plain Rd.Hd., 3/16 x 3/8	1
-60	17C012-5	21106	5365-00-182-3735	Pipe, Shear	20
-61	MS20470AD6-8	96906	5320-00-117-6853	Rivet, Solid, Dimpled Rd. Hd., 3/16 x	40
-62	65700-85043-081	78286	8145-01-083-6796	Bracket, Hub	1

<u>Figure & Index No.</u>	<u>Part No.</u>	<u>Mfg. Code</u>	<u>National Stock No.</u>	<u>Description</u>	<u>Quantity Per Assembly</u>
-63	613	70485	5340-00-664-5785	Bumper (When applicable)	4
-64	MS90725-62	96906	5305-00-269-3213	Bolt, Hex. Hd., 3/8-16 x 1/4	4
-65	MS27183-13	96906	5310-00-087-7493	Washer, Flat, 3/8-inch	
-66	MS35338-46	96906	5310-00-637-9541	Washer, Lock, 3/8-inch	
-67	MS51967-8	96906	5310-00-732-0558	Nut, Plain, Hex., 3/8-16	4

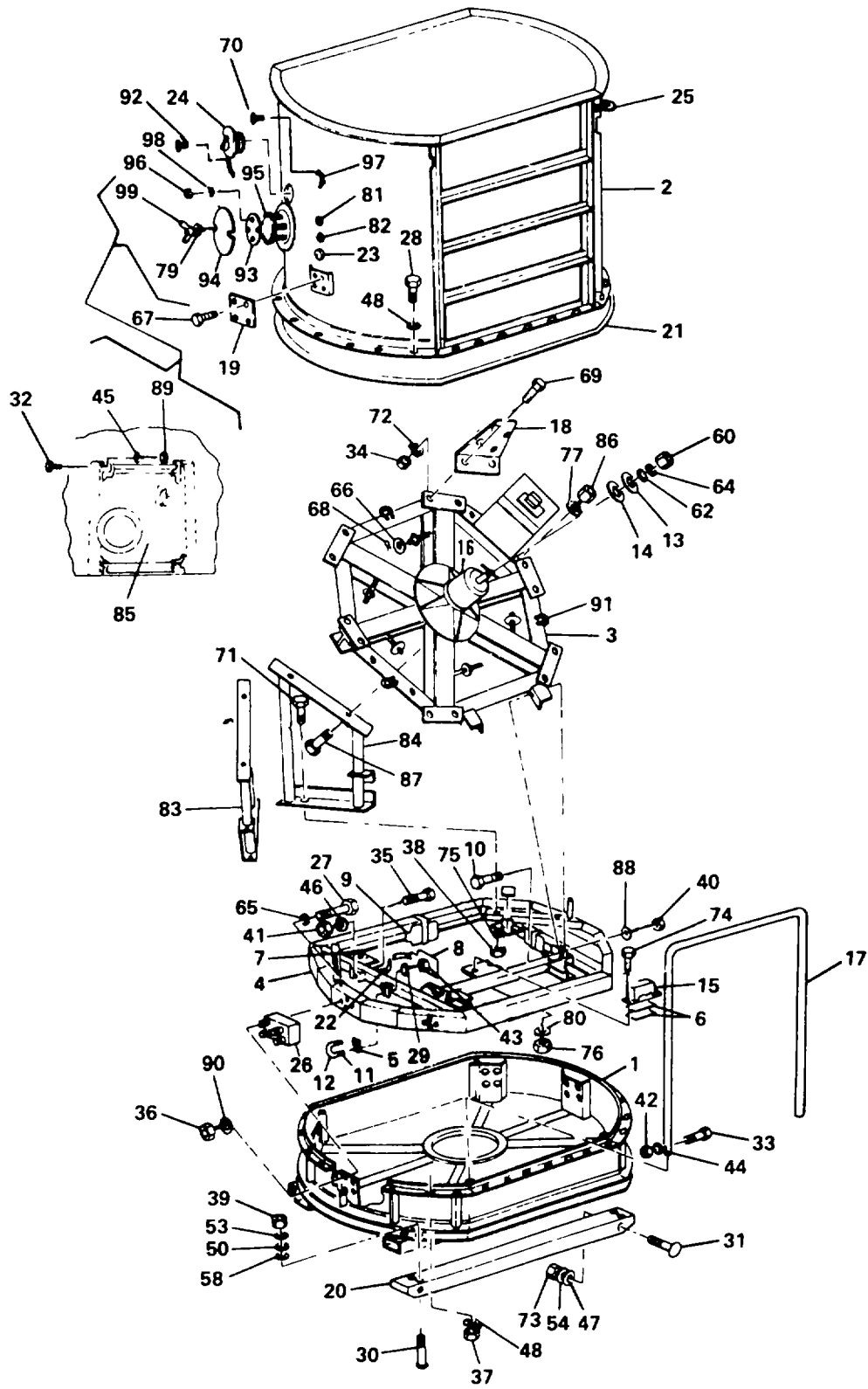


Figure C-24. Shipping and storage container, main rotor hub (65700-85009-041).

<u>Figure & Index No.</u>	<u>Part No.</u>	<u>Mfg. Code</u>	<u>National Stock No.</u>	<u>Description</u>	<u>Quantity Per Assembly</u>
24-	65700-85009-041	78286	8145-00-933-5062	Shipping & Storage Container, Main Rotor Hub (CH-54B)	
-1	65700-85122-081	78286		Bottom Assembly	
-2	65700-85067-081	78286		Cover Assembly	
-3	65700-85068-081	78286		Frame Weldment, Upper	
-4	65700-85069-081	78286		Frame Weldment, Lower	
				Make Indices 5 thru 7 from Rubber Sheet 9320-00-241-9754 and cement in place with Adhesive 8040-00-165-8614	
-5	65700-85009-101	78286		Pad (3 x 5 in.)	2
-6	65700-85009-102	78286		Pad (2½ x 4 in.) ---Cement one (1) Ea. to underside of Swashplate Clamp and one (1) Ea. on Lower Frame Weldment directly under Swashplate Clamp	6
-7	65700-85009-103	78286		Pad (2 x 4½ in.)	3
-8	65700-85063-081	78286	8145-00-481-3731	Scissors, Cushion	2
-9	65700-85063-082	78286	8145-00-481-3730	Scissors, Cushion	1
-10	65700-85071-101	78286	5306-00-182-9359	Pin, Hinge	2
-11	65700-85072-102	78286	5306-00-182-9360	Bolt, U	2
-12	65700-85072-103	78286		Tube--Make from Rubber Tubing 4720-00-933-1240	2
-13	65700-85072-104	78286	8145-00-481-3728	Plate, Hub	1
-14	65700-85072-105	78286		Pad, Hub Plate--Make from Rubber Sheet 9320-00-241-9754 and cement in place with Adhesive 8040-00-165-8614	1
-15	65700-85072-106	78286	8145-00-481-3729	Clamp, Swashplate	3
-16	65700-85072-107	78286		Pad, Hub Mount--Make from Rubber Sheet 9320-00-241-9754 and cement in place with Adhesive 8040-00-165-8614	1
-17	65700-85073-101	78286	8145-00-481-3732	Guide, Cover	2

<u>Figure & Index No.</u>	<u>Part No.</u>	<u>Mfg. Code</u>	<u>National Stock No.</u>	<u>Description</u>	<u>Quantity Per Assembly</u>
-18	65700-85075-101	78286	5340-00-182-3955	Bracket	6
-19	8115MNP000	81996	9905-00-800-1407	Nameplate (Standard Blank)	1
-20	65700-85078-101	78286	8115-01-042-9460	Skid	2
-21	65700-85079-101	78286	8115-00-827-7430	Gasket, Container Closure	1
-22	65700-85123-081	78286	8145-00-938-0436	Strap, Scissors	3
-23	8034636	18876	6685-00-833-1223	Indicator Assembly, Humidity	1
---	8034638	18876	6685-00-052-1865	Card, Humidity Indicator (Not illustrated)--Component of 8034636	1
-24	8115MNP097	81996	8115-00-836-9955	Cover Assembly, Record Receptacle (Includes chain)	1
-25	NAS1042-12	80205	4030-00-244-6092	Shackle, Anchor, 3/4 Dia. x 1 15/16 Bow Width	7
-26	J6332-2	76005	8115-00-071-5461	Mount, Shock	6
-27	MS90727-107	96906	5305-00-719-5143	Bolt, Hex. Hd., 1/2-20x3/4	24
-28	MS90725-114	96906	5305-00-782-9494	Bolt, Hex. Hd., 1/2-13 x 1 3/4	36
-29	MS27183-9	96906	5310-00-823-8804	Washer, Flat, 1/4-inch	8
-30	MS35751-135	96906	5306-00-177-5733	Bolt, Sq. Neck, 1/2-13x4	8
-31	MS35751-86	96906	5306-00-951-5701	Bolt, Sq. Neck, 3/8-16x16 1/2	4
-32	MS90725-62	96906	5305-00-269-3213	Bolt, Hex. Hd., 3/8-16 x 1/2	4
-33	MS90725-15	96906	5305-00-071-2236	Bolt, Hex. lid., 1/4-20x2'1	4
-34	MS51922-37	96906	5310-00-067-9507	Nut, Lock, Hex., 1/2-20	46
-35	MS90725-6	96906	5305-00-068-0502	Bolt, Hex. Hd., 1/4-20x3/4	3
-36	MS51922-37	96906	5310-00-067-9507	Nut, Lock, Hex., 1/2 - 20	
-37	MS51967-14	96906	5310-00-768-0318	Nut, Plain, Hex., 1/2-13	38

<u>Figure & Index No.</u>	<u>Part No.</u>	<u>Mfg. Code</u>	<u>National Stock No.</u>	<u>Description</u>	<u>Quantity Per Assembly</u>
-38	MS51922-37	96906	5310-00-067-9507	Nut, Lock Hex., 1/2-20	
-39	MS27040-14	96906	5310-00-982-4940	Nut, Square, 1/2-13	8
-40	MS51922-37	96906	5310-00-067-9507	Nut, Lock, Hex., 1/2-20	
-41	MS51922-1	96906	5310-00-088-1251	Nut, Lock, Hex., 1/2-20	11
-42	MS51922-1	96906	5310-00-088-1251	Nut, Lock, Hex., i-20	
-43	MS51922-1	96906	5310-00-088-1251	Nut, Lock, Hex., 1/4-20	
-44	MS27183-9	96906	5310-00-823-8804	Washer, Flat, 1/4-inch	
-45	MS27183-13	96906	5310-00-087-7493	Washer, Flat, 3/8-inch	14
-46	MS27183-9	96906	5310-00-823-8804	Washer, Flat, 1/2-inch	
-47	MS27183-13	96906	5310-00-087-7493	Washer, Flat, 3/8-inch	
-48	MS27183-17	96906	5310-00-809-5997	Washer, Flat, 1/2-inch	130
-50	MS27183-17	96906	5310-00-809-5997	Washer, Flat, 1/2-inch	
-53	MS35338-48	96906	5310-00-584-5272	Washer, Lock, 1/2-inch	32
-54	MS35338-46	96906	5310-00-637-9541	Washer, Lock, 3/8-inch	8
-58	NAS1099-8	80205	5310-00-819-2441	Washer, Bevel, 1/2-inch	8
-60	MS20364-1614A	96906	5310-00-595-7473	Nut, Lock, Thin, 1-14	1
-62	MS27183-27	96906	5310-00-809-8541	Washer, Flat, 1-inch	1
-64	MS35335-42	96906	5310-00-807-4795	Washer, Shakeproof, 1-inch	1
-65	MS35338-48	96906	5310-00-584-5272	Washer, Lock, 1/2-inch	
-66	MS27183-15	96906	5310-00-809-4061	Washer, Flat, 7/16-inch	6
-67	MS21318-15	96906	5305-00-253-5612	Screw, Drive, No. 2x%	4

Figure & Index No.	Part No.	Mfg. Code	National Stock No.	Description	Quantity Per Assembly
-68	MS24665-302	96906	5315-00-234-1864	Pin, Cotter, 3/32 x 1	6
-69	MS90727-113	96906	5305-00-719-5221	Bolt, Hex. Hd., 1/2-20 x 1 1/2	20
-70	MS21318-41	96906	5305-00-253-5622	Screw, Drive, No. 8x3/8	1
-71	MS90727-113	96906	5305-00-719-5221	Bolt, Hex. Hd., 1/2-20 x 1 1/2	
-72	MS27183-17	96906	5310-00-809-5997	Washer, Flat, 1/2-inch	
-73	MS27040-12	96906	5310-00-982-4947	Nut, Square, 3/8-16	4
-74	MS90727-65	96906	5305-00-269-3241	Bolt, Hex. Hd., 3/8-24x1 3/4	6
-75	MS27183-17	96906	5310-00-809-5997	Washer, Flat, 1/2-inch	
-76	MS21045-6	96906	5310-00-982-4908	Nut, Lock, Hex., 3/8-24	6
-77	MS27183-17	96906	5310-00-809-5997	Washer, Flat, 1/2-inch	
-79	MS35338-45	96906	5310-00-407-9566	Washer, Lock, 5/16-inch	2
-80	MS27183-13	96906	5310-00-087-7493	Washer, Flat, 3/8-inch	
-81	TA750-VRH-25	08992	4820-00-176-9972	Valve, Vacuum Relief	1
-82	TA750-P-25	08992	4820-00-176-9973	Valve, Air Pressure Relief	1
-83	65700-85070-081	78286	8145-00-495-6550	Support, Upper Frame, Left- Hand	1
-84	65700-85070-082	78286	8145-00-415-1669	Support, Upper Frame, Right- Hand	1
-85	65700-85080-081	78286	8145-00-415-1667	Basket, Desiccant	1
-86	MS51922-37	96906	5310-00-067-9507	Nut, Lock, Hex., 1/2-20	
-87	MS90727-113	96906	5305-00-719-5221	Bolt, Hex. Hd., 1/2-20 x 1 1/2	
-88	MS27183-17	96906	5310-00-809-5997	Washer, Flat, 1/2-inch	
-89	MS51922-17	96906	5310-00-087-4652	Nut, Lock, Hex., 3/8-16	4
-90	MS27183-17	96906	5310-00-809-5997	Washer, Flat, 1/2-inch	

<u>Figure & Index No.</u>	<u>Quantity Part No.</u>	<u>Mfg. Code</u>	<u>National Stock No.</u>	<u>Description</u>	<u>Per Assembly</u>
-91	NAS1042-12	80205	4030-00-244-6092	Shackle, Anchor, 3/4 Dia. x 1 15/16 Bow Width	
-92	HS20470AD4-6	96906	5320-00-117-6828	Rivet, Solid, Dimpled Rd. Hd., 1/8 x 3/8	1
-93	8115NP080-14	81996	8145-00-405-4626	Plate, Service Receptacle	1
-94	8115HNP080-6	81996	8145-00-231-8086	Cover, Service Receptacle	1
-95	&1151P082-1	81996	5330-041-9174	Casket, Handhole	1
-96	MS51967-8	96906	5310-00-732-0558	Nut, Plain, Hex., 3/8-16	4
-97	NAS1455-40-5C	80205	4010-O-262-1552	Chain, Flat Link, No. 40 x 5	1
-98	MS35338-46	96906	5310-00-637-9541	Washer, Lock, 3/8-inch	
-99	MS35425-42	96906	5310-00-889-2606	Nut, Plain, Wing, 5/16-18	2

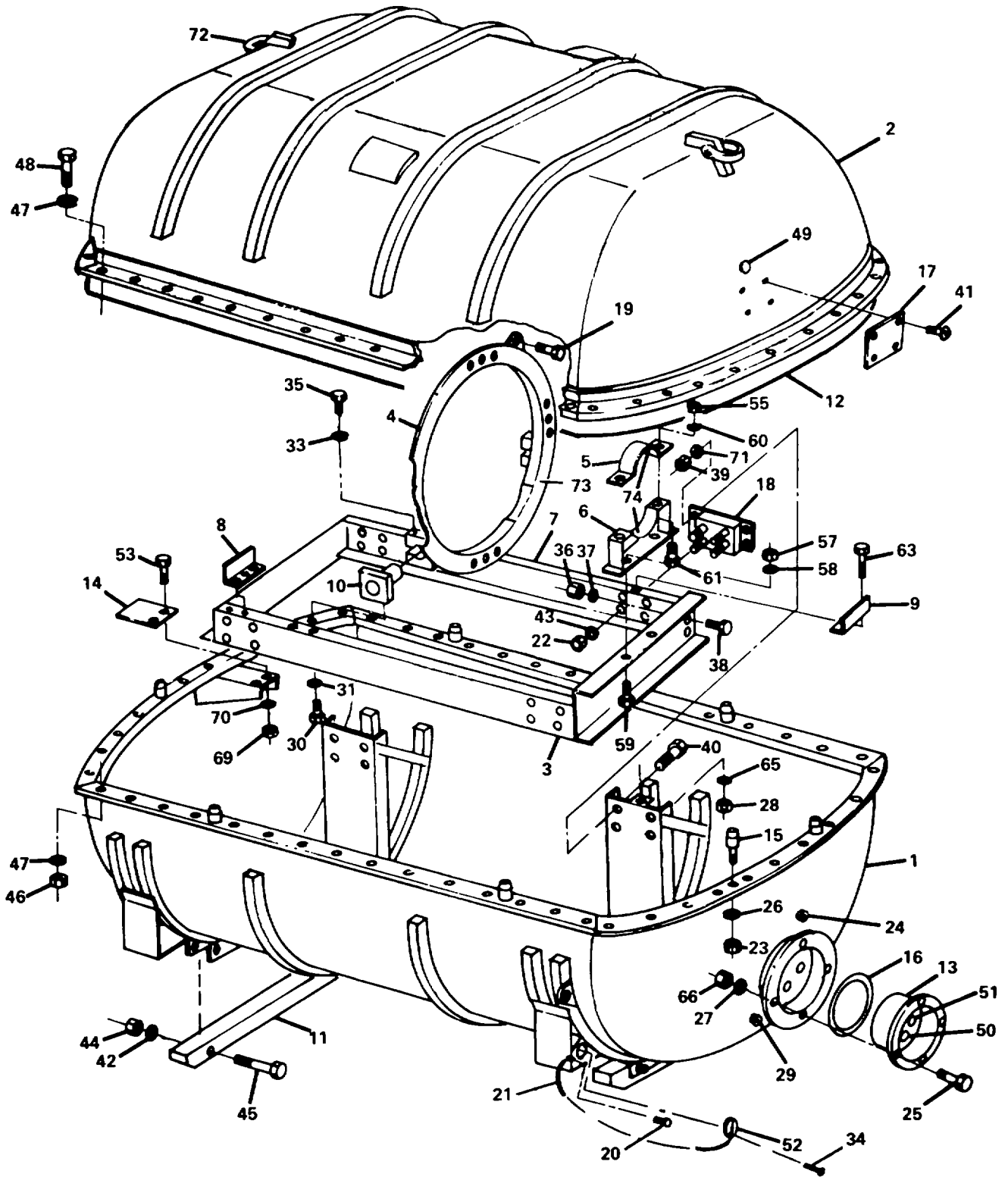


Figure C-25. Shipping and storage container, main transmission (6470-85021-051).

Figure & Index No.	Quantity	Mfg. Code	National Stock No.	Description	Per Assembly
25-		78286	8145-00-117-1081	Shipping and Storage Container, Main Transmission (CH-54A)	
}	6470-85021-041	78286	8145-00-873-7419	Shipping and Storage Container, Main Transmission (Pre-ECP SA CH-54A only)--Can be converted to Container 6470-85021-051 by modifying Cover Assembly 6470-85021-043 to Cover Assembly 6470-85021-050 and re-identifying the container with a new nameplate showing the above container part number and NSN.	
	856A1	98425			
-1	6470-85021-042	78286		Bottom Assembly	
-2	6470-85021-050	78286		Cover Assembly-Used on Container 6470-85021-051 only	
---	6470-85021-043	78286		Cover Assembly-Used on Container 6470-85021-041 only	
-3	6470-85021-044	78286		Frame Assembly	
-4	6470-85021-045	78286		Ring Assembly	
-5	6470-85021-046	78286	5340-00-411-4094	Clamp Assembly, Upper	1
-6	6470-85021-047	78286	5340-00-411-4098	Clamp Assembly, Lower	2
-7	6470-85021-048	78286		Frame Assembly	
-8	6470-85021-101	78286	5340-00-410-5945	Lockout Angle	1
-9	6470-85021-102	78286	5340-00-410-5944	Lockout Angle	1
-10	6470-85021-103	78286	8115-00-253-1534	Pivot Block	2
-11	6470-85021-104	78286	8145-01-073-3372	Skid	2
-12	6470-85021-105	78286	5330-01-042-4993	Gasket, Container Closure	1

<u>Figure & Index No.</u>	<u>Quantity</u> <u>Part No.</u>	<u>Mfg. Code</u>	<u>National Stock No.</u>	<u>Description</u>	<u>Per Assembly</u>
-13	6470-85021-106	78286	8115-00-463-4768	Cover, Service Receptacle	1
-14	6470-85021-107	78286	8115-00-245-1777	Plate	1
-15	6470-85021-108	78286	5315-00-411-5878	Pin, Locating	8
-16	6470-85021-109	78286	5330-01-042-7586	Gasket, Service Receptacle	1
-17	8115MNP000	81996	9905-00-800-1407	Nameplate (Standard Blank)	1
-18	J5864-54	76005	5340-00-442-6268	Mount, Shock	4
-19	M70FS420-6C	02615	5305-00-655-9992	Screw, Set	1
-20	MS21318-23	96906	5305-00-253-5617	Screw, Drive, No.4 x3/8	1
-21	17D015-4	21106	4010-01-049-0135	Cable, Attaching, Record Receptacle Cover	1
-22	MS21083N8	96906	5310-00-902-9369	Nut, Lock, Hex., 1/2-20	16
-23	MS51922-9	96906	5310-00-984-3806	Nut, Lock, Hex., 5/16-18	8
-24	MS20913-1S	96906	4730-00-221-2136	Plug, Pipe, Sq. Hd., 1/8-NPT	1
-25	MS90725-62	96906	5305-00-269-3213	Bolt, Hex. Hd., 3/8-16 x 1 1/4	6
-26	MS27183-11	96906	5310-00-809-3078	Washer, Flat, 5/16-inch	8
-27	MS35338-46	96906	5310-00-637-9541	Washer, Lock, 3/8-inch	4
-28	MS519 ²²⁻⁵³	96906	5310-00-225-6408	Nut, Lock, Hex., 5/8-18	12
-29	MS20913-6S	96906	4730-00-221-2140	Plug, Pipe, Sq. Hd., 3/4-NPT	1
-30	MS90726-162	96906	5305-00-727-5677	Bolt, Hex. lid., 5/8-18 x 1 1/2	4
-31	MSA5338-50	9, 90 (53 0-00-820-6653	Washer, Lock, 5/8-inch	4
-33	MS35338-51	96906	5310-00-584-7888	Washer, Lock, 3/4-inch	2
-34	MS20470A6-6	96906	5320-00-242-1580	Rivet, Solid, Plain Rd. lid., 3/16 x 3/8	1

<u>Figure & Index No.</u>	<u>Part No.</u>	<u>Mfg. Code</u>	<u>National Stock No.</u>	<u>Description</u>	<u>Quantity Per Assembly</u>
-35	MS90726-196	96906	5305-00-727-8825	Bolt, Hex. Hd., 3/4-16x4 1/4	2
-36	MS51922-53	96906	5310-00-225-6408	Nut, Lock, Hex., 5/8-18	
-37	MS27183-21	96906	5310-00-823-8803	Washer, Flat, 5/8-inch	12
-38	MS90726-164	96906	5305-00-725-4105	Bolt, Hex. Hd., 5/8-18x2	12
-39	MS51922-37	96906	5310-00-067-9507	Nut, Lock, Hex., 1/2-20	16
-40	MS90726-113	96906	5305-00-725-4183	Bolt, Hex. Hd., 1/2-20x1 1/2	16
-41	MS21318-15	96906	5305-00-253-5612	Screw, Drive, No. 2x1/4	4
-42	MS35338-48	96906	5310-00-584-5272	Washer, Lock, 8-inch	4
-43	MS27183-17	96906	5310-00-809-5997	Washer, Flat, 1/2-inch	32
-44	MS51967-14	96906	5310-00-768-0318	Nut, Plain, Hex., 1/2-13	4
-45	MS90725-128	96906	5305-00-071-1781	Bolt, Hex. Hd., 1/2-13x5 1/2	4
-46	MS51967-8	96906	5310-00-732-0558	Nut, Plain, Hex., 3/8-16	48
-47	MS27183-13	96906	5310-00-087-7493	Washer, Flat, 3/8-inch	90
-48	MS90725-65	96906	5305-00-269-3215	Bolt, Hex. Hd., 3/8-16 x 1 1/4 3/4	44
-49	8034636	18876	6685-00-833-1223	Indicator Assembly, Humidity	1
---	8034638	18876	6685-00-052-1865	Card, Humidity Indicator (Not Illustrated)--Component of 8034636	1
-50	TA330-20-P	08992	4820-00-254-6571	Valve, Pressure Relief	1
-51	TA330-20-V	08992	4820-00-254-6570	Valve, Vacuum Relief	1
-52	17D015-3	21106	8115-00-245-8500	Cover Assembly, Record Receptacle	1
-53	MS90725-62	96906	5305-00-269-3213	Bolt, Hex. Hd., 3/8-16x1 1/4	
-55	MS51922-53	96906	5310-00-225-6408	Nut, Lock, Hex., 5/8-18	
-57	MS51922-53	96906	5310-00-225-6408	Nut, Lock, Hex., 5/8-18	

<u>Figure & Index No.</u>	<u>Part No.</u>	<u>Mfg. Code</u>	<u>National Stock No.</u>	<u>Description</u>	<u>Quantity Per Assembly</u>
-58	MS27183-21	96906	5310-00-823-8803	Washer, Flat, 5/8-inch	
-59	MS90726-164	96906	5305-00-725-4105	Bolt, Hex, Hd., 5/8-18x2	
-60	MS27183-21	96906	5310-00-823-8803	Washer, Flat, 5/8-inch	
-61	MS90726-164	96906	5305-00-725-4105	Bolt, Hex. Hd., 5/8-18x2	
-63	MS90726-164	96906	5305-00-725-4105	Bolt, Hex. id., 5/8-18x2	
-65	MS27183-21	96906	5310-00-823-8803	Washer, Flat, 5/8-inch	
-66	MS51967-8	96906	5310-00-732-0558	Nut, Plain, Hex., 3/8-16	
-69	MS51922-17	96906	5310-00-087-4652	Nut, Lock, Hex., 3/8-16	2
-70	MS27183-13	96906	5310-00-087-7493	Washer, Flat, 3/8-inch	
-71	MS27183-17	96906	5310-00-809-5997	Washer, Flat, 2-inch	
-72	NAS1042-10	80205	4030-00-542-3181	Shackle, Anchor, 5/8 Dia. x 1 11/16 Bow Width (Includes cotter and shackle pins)	2
				Make Indices 73 and 74 from Rubber Sheet 9320-00-057-9820 and cement in place with Adhesive 8040-00-165-8614	
-73	6470-85021-142	78286		Pad, Ring Assembly	1
-74	6470-85021-151	78286		Pad, Clamp Assembly	2

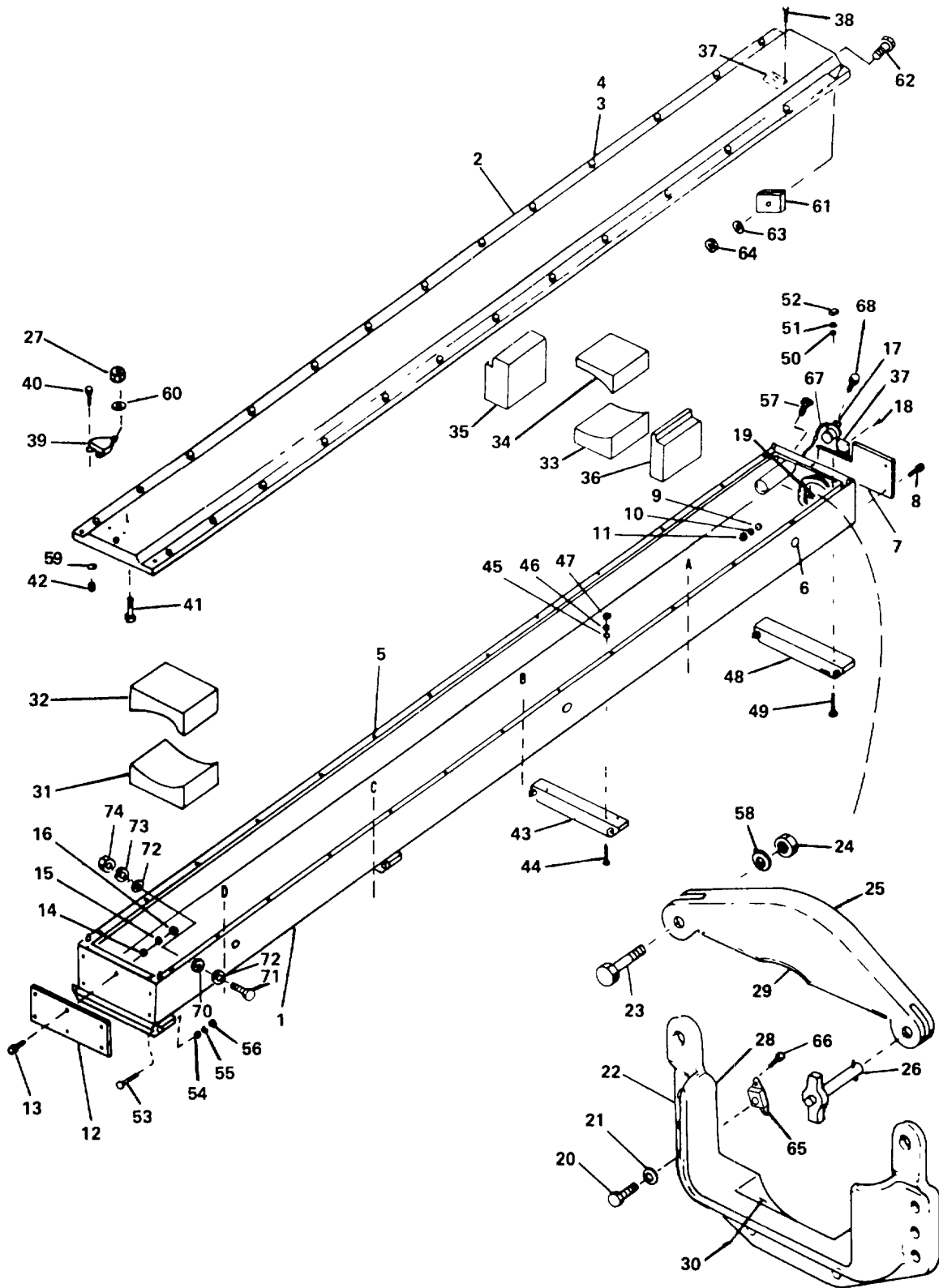


Figure C-26. Shipping and storage container, main rotor blade (S1570-21120).

<u>Figure & Index No.</u>	<u>Part No.</u>	<u>Mfg. Code</u>	<u>National Stock No.</u>	<u>Description</u>	<u>Quantity Per Assembly</u>
26-	S1570-21120	78286	8145-00-719-5236	Shipping & Storage Container, Main Rotor Blade (CH-54A)	
-1	S1570-21120-1	78286		Bottom Assembly	
-2	S1570-21120-2	78286		Cover Assembly	
-3	91S2-3	71286	5325-00-177-4008	Stud	26
-4	91S3-1	71286	5310-00-726-2212	Washer, Retaining (Installed under 91S2-3)	26
-5	119-18D	71286	5325-00-682-1444	Receptacle (Installed in Bottom Assembly)	26
-6	XS99522-K2215	61864	8135-00-868-8376	Plug, Vent Screen	6
-7	S1570-21120-26	78286		Buffer---Make from Plywood Sheathing 5530-00-618-6956	1
-8	MS35751-17	96906	5306-00-889-2943	Bolt, Sq. Neck, ¼-20 x 11	10
-9	MS27183-9	96906	5310-00-823-8804	Washer, Flat, 8-inch	27
-10	MS35338-44	96906	5310-00-582-5965	Washer, Lock, ¼-inch	18
-11	MS27040-10	96906	5310-00-982-4938	Nut, Plain, Square, ¼-20	18
-12	S1570-21120-27	78286		Buffer---Make from Plywood Sheathing 5530-00-618-6956	1
-13	MS35751-17	96906	5306-00-889-2943	Bolt, Sq. Neck, ¼-20 x 1 ¼	
-14	MS27183-9	96906	5310-00-823-8804	Washer, Flat, 8-inch	
-15	MS35338-44	96906	5310-00-582-5965	Washer, Lock, ¼-inch	
-16	MS27040-10	96906	5310-00-982-4938	Nut, Plain, Square, ¼-20	
-17	8115MNP004-1	81996	8115-00-719-7480	Cover Assembly, Record Receptacle (Includes chain)	1
-18	MS21318-15	96906	5305-00-253-5612	Screw, Drive, No. 2 x ¼	8
-19	S1570-21120-73	78286		Pad, Cuff Retainer---Make from Solid Rubber Sheet 9320-241-9761 and cement in place with Adhesive 8040-00-165-8614	1
-20	MS90726-37	96906	5305-00-225-9092	Bolt, Hex. Hd., 5/16-24 x 1 3/8	8

<u>Figure & Index No.</u>	<u>Part No.</u>	<u>Mfg. Code</u>	<u>National Stock No.</u>	<u>Description</u>	<u>Quantity Per Assembly</u>
-21	MS27183-11	96906	5310-00-809-3078	Washer, Flat, 5/16-inch	8
-22	S1570-21121-2	78286	8145-01-061-6660	Cuff Retainer Assembly, Lower	1
-23	MS90726-119	96906	5305-00-716-8180	Bolt, Hex. Hd., 1/2-20x3	
-24	MS51922-37	96906	5310-00-067-9507	Nut, Lock, Hex., 1/2-20 (Do not torque)	1
-25	S1570-21121-3	78286	8145-01-061-6659	Cuffer Retainer Assembly, Upper	1
-26	MS17985-823	96906	5340-00-151-5926	Pin, Quick Release, 1/2-2.3	1
-27	MS51922-5	96906	5310-00-959-7600	Nut, Lock, Hex., 1/4-28 Make Indices 28 thru 30 from Solid Rubber Sheet 9320-00-241-9761 and cement in place with Adhesive 8040-00-165-8614	8
-28	S1570-21121-6	78286		Liner, Cuff Retainer, Lower	1
-29	S1570-21121-7	78286		Liner, Cuff Retainer, Upper	1
-30	S1570-21121-10	78286		Liner, Cuff Retainer, Lower	1
-31	S1570-21122-1	78286	8115-01-045-0301	Cushion, Molded Contour Lower: Station D	1
-32	S1570-21122-2	78286	8115-01-044-4945	Cushion, Molded Contour, Upper: Station D	1
-33	S1570-21122-3	78286	8115-01-044-4946	Cushion, Molded Contour, Lower: Stations A, B and C	3
-34	S1570-21122-4	78286	8115-01-044-4947	Cushion, Molded Contour, Upper: Stations A, B and C	
-35	S1570-21122-5	78286	8115-01-044-4948	Cushion, Molded Contour, Trailing Edge Side: Stations A, B, C and four(4) ea. butted together, located at a point beginning 12 inches from end of box.	7
-36	S1570-21122-6	78286	8115-01-044-4949	Cushion, Molded Contour, Leading Edge Side: Stations A, B, C, and three(3) ea. butted together, located at a point beginning 12 inches from end of box.	6

<u>Figure & Index No.</u>	<u>Part No.</u>	<u>Mfg. Code</u>	<u>National Stock No.</u>	<u>Description</u>	<u>Quantity Per Assembly</u>
-37	8115MNP000	81996	9905-00-800-1407	Nameplate (Standard Blank)	2
-38	MS21318-15	96906	5305-00-253-5612	Screw, Drive, No. 2x¼	
-39	8115MNP094	81996	5120-00-177-9353	Guide, Stacking	2
-40	MS90726-11	96906	5305-00-267-8976	Bolt, Hex. Hd., ¼-28 x 1 3/8	4
-41	AN24-10	88044	5306-00-156-2694	Bolt, Clevis, ¼-28x21/32 (Installed head down)	2
-42	MS51922-5	96906	5310-00-959-7600	Nut, Lock, Hex., ¼-28	
-43	S1570-21123-1	78286	1615-01-045-7881	Skid, Center	2
-44	MS35751-77	96906	5306-00-993-6257	Bolt, Sq. Neck, 3/8-16x3	16
-45	MS27183-13	96906	5310-00-087-7493	Washer, Flat, 3/8-inch	24
-46	MS35338-46	96906	5310-00-637-9541	Washer, Lock, 3/8-inch	20
-47	MS27040-12	96906	5310-00-982-4947	Nut, Plain, Square, 3/8-16	10
-48	S1570-21123-2	78286	8145-01-046-5645	Skid, End	2
-49	MS35751-77	96906	5306-00-993-6257	Bolt, Sq. Neck, 3/8-16x3	
-50	MS27183-13	96906	5310-00-087-7493	Washer, Flat, 3/8-inch	
-51	MS35338-46	96906	5310-00-637-9541	Washer, Lock, 3/8-inch	
-52	MS27040-12	96906	5310-00-982-4947	Nut, Plain, Square, 3/8-16	
-53	MS35751-25	96906	5306-00-089-0173	Bolt, Sq. Neck, ¼-20x3¼	8
-54	MS27183-9	96906	5310-00-823-8804	Washer, Flat, ¼-inch	
-55	MS35338-44	96906	5310-00-582-5965	Washer, Lock, ¼-inch	
-56	MS27040-10	96906	5310-00-982-4938	Nut, Plain, Square, ¼-20	
-57	MS21318-41	96906	5305-00-253-5622	Screw, Drive, No. 8x3/8	1

<u>Figure & Index No.</u>	<u>Part No.</u>	<u>Mfg. Code</u>	<u>National Stock No.</u>	<u>Description</u>	<u>Quantity Per Assembly</u>
-58	MS27183-17	96906	5310-00-809-5997	Washer, Flat, ½-inch	1
-59	MS27183-9	96906	5310-00-823-8804	Washer, Flat, ¼-inch	
-60	MS27183-9	96906	5310-00-823-8804	Washer, Flat, ¼-inch	
-61	S1570-21120-63	78286	8145-00-626-9645	Block	2
-62	MS90726-9	96906	5305-00-267-8975	Bolt, Hex. Hd., ¼-28 x 1 1/8	2
-63	MS27183-9	96906	5310-00-823-8804	Washer, Flat, ¼-inch	
-64	MS51922-5	96906	5310-00-959-7600	Nut, Lock, Hex., ¼-28	
-65	MS21060L5K	96906	5310-01-056-3540	Nut, Lock, Plate, 5/16-24	8
-66	MS20426AD4-6	96906	5320-00-117-6951	Rivet, Solid, Dimpled Countersunk Hd., 1/8x3/8	16
-67	NAS1455-40-5C	80205	4010-00-262-1552	Chain, Flat Link, No. 40 x 5	1
-68	S20470AD5-6	96906	5320-00-117-6839	Rivet, Solid, Dimpled Rd. Hd., 5/32 x 3/8	1
-69	MS2 426AD4-6	96906	5320-00-117-6951	Rivet, Solid, Dimpled Countersunk Hd., 1/8 x 3/8	
-70	613	70485	5340-00-664-5785	Bumper (When applicable)	4
-71	MS90725-62	96906	5305-00-269-3213	Bolt, Hex., Hd., 3/8-16x1¼	4
-72	MS27183-13	96906	5310-00-087-7493	Washer, Flat, 3/8-inch	
-73	MS35338-46	96906	5310-00-637-9541	Washer, Lock, 3/8-inch	
-74	MS51967-8	96906	5310-00-732-0558	Nut, Plain, Hex., 3/8-16	4

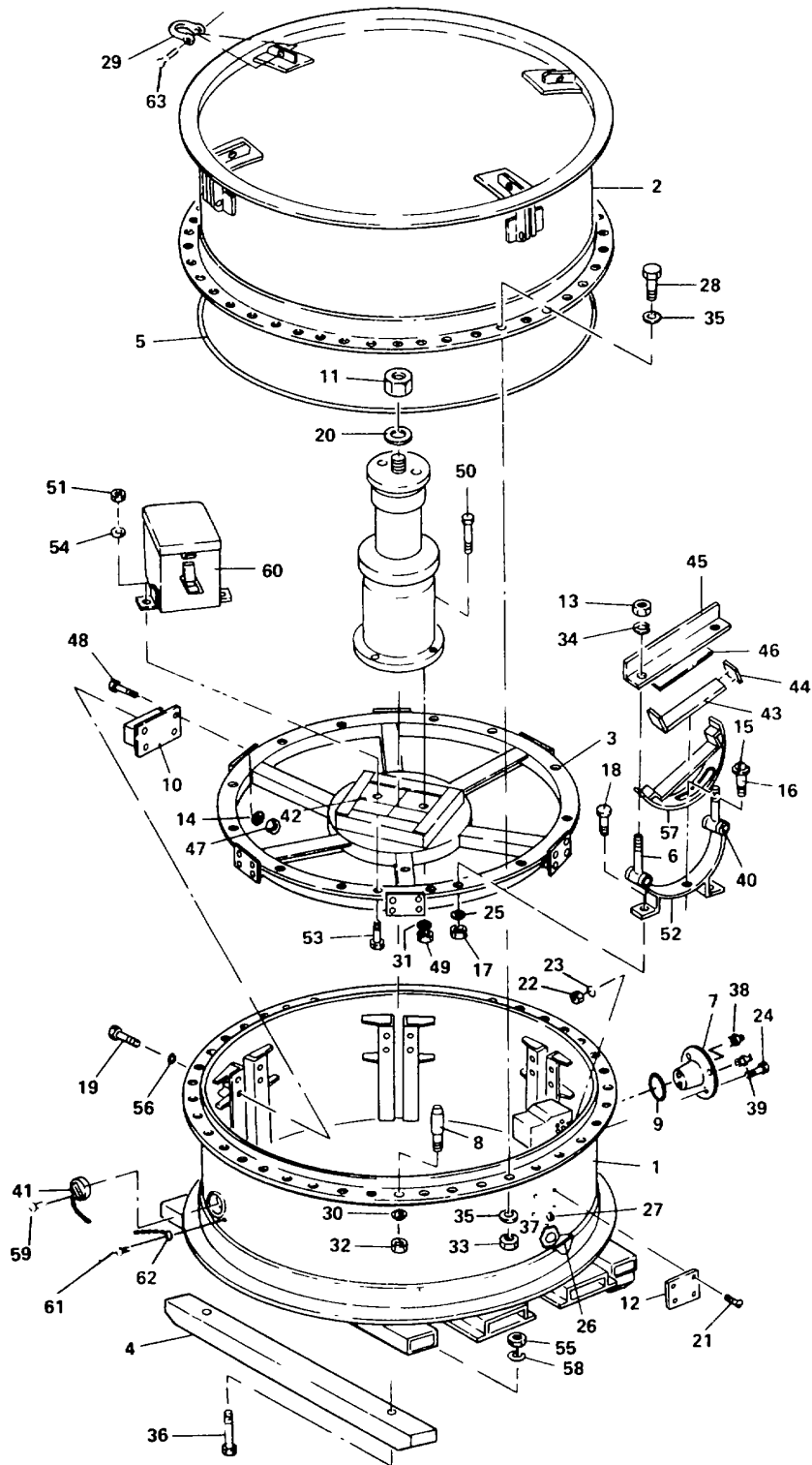


Figure C-27 Shipping and storage container, main rotor hub (6470-85022-041).

Figure & Index No.	Part No.	Mfg. Code	National Stock No.	Description	Quantity Per Assembly
27- -1	6470-85022-041	78286	8115-00-873-7418	Shipping & Storage Container, Main Rotor Hub (CH-54A)	
	857A1 6470-85022-042	98425 78286		Bottom Assembly	
-2	6470-85022-043	78286		Cover Assembly	
-3	6470-85022-044	78286		Frame Assembly	
-4	6470-85022-101	78286	1740-01-046-3589	Skid	2
-5	6470-85022-102	78286	5330-01-044-2032	Gasket, Container Closure	1
-6	6470-85022-105	78286	5307-00-221-4999	Stud	12
-7	6470-85021-106	78286	8115-00-463-4768	Cover, Service Receptacle	1
-8	6470-85021-108	78286	5315-00-411-5878	Pin, Locating	3
-9	6470-85021-109	78286	5330-01-042-7586	Gasket, Handhole	1
-10	SP350K	76005	5340-00-182-4580	Mount, Shock	6
-11	MS51922-76	96906	5310-00-165-8303	Nut, Lock, Hex., 1-12	1
-12	8115M1NPOOO	81996	9905-00-800-1407	Nameplate (Standard Blank)	1
-13	MS51922-37	96906	5310-00-067-9507	Nut, Lock, Hex., ½-20	52
-14	MS27183-17	96906	5310-00-809-5997	Washer, Flat, ½-inch	116
-15	MS27183-7	96906	5310-00-809-8544	Washer, Flat, 3/16-inch	6
-16	MS21318-43	96906	5305-00-253-5624	Screw, Drive, No. 8x5/8	6

<u>Figure & Index No.</u>	<u>Part No.</u>	<u>Mfg. Code</u>	<u>National Stock No.</u>	<u>Description</u>	<u>Quantity Per Assembly</u>
-17	MS51922-37	96906	5310-00-067-9507	Nut, Lock, Hex., ½-20	
-18	MS90726-111	96906	5305-00-761-4227	Bolt, Hex. Hd., ½-20 x 1 ¼	40
-19	MS90726-108	96906	5305-00-716-8187	Bolt, Hex. Hd., ½-20x7/8	24
-20	IS27183-27	96906	5310-00-809-8541	Washer, Flat, 1-inch	1
-21	MS21318-15	96906	5305-00-253-5612	Screw, Drive, No. 2 x ¼	4
-22	MS51967-8	96906	5310-00-732-0558	Nut, Plain, Hex., 3/8-16	4
-23	MS35338-46	96906	5310-00-637-9541	Washer, Lock, 3/8-inch	4
-24	MS90725-62	96906	5305-00-269-3213	Bolt, Hex. Hd., 3/8-16 x 1 1/4	6
-25	MS27183-17	96906	5310-00-809-5997	Washer, Flat, 1/2-inch	
-26	MS20913-6S	96906	4730-00-221-2140	Plug, Pipe, Sq. Hd., 3/4-NPT	1
-27	MS20913-1S	96906	4730-00-221-2136	Plug, Pipe, Sq. Hd., 1/8-NPT	1
-28	MS90725-114	96906	5305-00-782-9494	Bolt, Hex. Hd., 1/2-13 x 1 3/4	32
-29	NAS1042-10	80205	4030-00-542-3181	Shackle, Anchor. 5/8 Din. x 1/16 Bow Width (Include, cotter and shackle pins)	4
-30	MS27183-13	96906	5310-00-087-7493	Washer, Flat, 3/8-inch	5
-31	MS27183-17	96906	5310-00-809-5997	Washer, Flat, ½-inch	
-32	MS51922-9	96906	5310-00-984-3806	Nut, Lock, Hex., 5/15-18	3
-33	MS51967-14	96906	5310-00-768-0318	Nut, Plain, Hex., 1-13	32
-34	MS27183-17	96906	5310-00-809-5997	Washer, Flat, 1-inch	
-35	MS27183-17	96906	5310-00-809-5997	Washer, Flat, ½-inch	
-36	MS35751-136	96906	5306-00-089-1424	Bolt, Sq. Neck, ½-13x4½	4

<u>Figure & Index No.</u>	<u>Part No.</u>	<u>Mfg. Code</u>	<u>National Stock No.</u>	<u>Description</u>	<u>Quantity Per Assembly</u>
-37	8034636	18876	6685-00-833-1223	Indicator Assembly, Humidity	1
---	8034638	18876	6685-00-052-1865	Card, Humidity Indicator (Not Illustrated)--Component of 8034636	1
-38	TA330-20-P	08992	4820-00-254-6571	Valve, Pressure Relief	1
-39	TA330-20-V	08992	4820-00-254-6570	Valve, Vacuum Relief	1
-40	NAS577-8A	80205	5310-00-802-1268	Nut, Lock, Barrel, 1/2-20	12
-41	17D015-3	21106	8115-00-245-8500	Cover Assembly, Record Receptacle	1
				Make Indices 42 thru 44 and 46 from Rubber Sheet 9320-00 -241-9758 and cement in place with Adhesive 8040-00-165-8614	
-42	6470-85022-132	78286		Pad	4
-43	6470-85022-145	78286		Pad	6
-44	6470-85022-147	78286		Pad	12
-45	6470-85022-053	78286	8145-01-061-6653	Clamp Assembly	6
-46	6470-85022-159	78286		Pad (Component of 6470- 85022-053)	6
-47	MS51922-37	96906	5310-00-067-9507	Nut, Lock, Hex., 1/2-20	
-48	MS90726-111	96906	5305-00-761-4227	Bolt, Hex. Hd., 4-20 x 1 1/4	
-49	MS51922-37	96906	5310-00-067-9507	Nut, Lock, Hex., 1/2-20	
-50	MS90726-111	96906	5305-00-761-4227	Bolt, Hex. Hd., 1/2-20 x 1 1/4	
-51	MS51922-17	96906	5310-00-087-4652	Nut, Lock, Hex., 3/8-16	2
-52	6470-85022-046	78286	8145-01-061-6657	Clamp Assembly	6
-53	MS90725-62	96906	5305-00-269-3213	Bolt, Hex. Hd., 3/8-16 x 1 1/4	
-54	MS27183-13	96906	5310-00-087-7493	Washer, Flat, 3/8-inch	

<u>Figure & Index No.</u>	<u>Part No.</u>	<u>Mfg. Code</u>	<u>National Stock No.</u>	<u>Description</u>	<u>Quantity Per Assembly</u>
-55	MS27040-14	96906	5310-00-982-4940	Nut, Plain, Square, ½-13	4
-56	MS35338-48	96906	5310-00-584-5272	Washer, Lock ½-inch	28
-57	6470-85022-047	78286	8145-01-061-6654	Bracket Assembly	6
-58	MS35338-48	96906	5310-00-584-5272	Washer, Lock, 9-inch	
-59	MS20470A6-6	96906	5320-00-242-1580	Rivet, Solid, Plain Rd. Hd., 3/16 x 3/8	1
-60	6470-85022-045	78286	8145-00-481-3733	Box Assembly	1
-61	MS21318-23	96906	5305-00-253-5617	Screw, Drive, No. 4 x 3/8	1
-62	17D015-4	21106	4010-01-049-0135	Cable, Attaching, Record Receptacle Cover	1
-63				Pin, Shackle (Included with Index 29)	

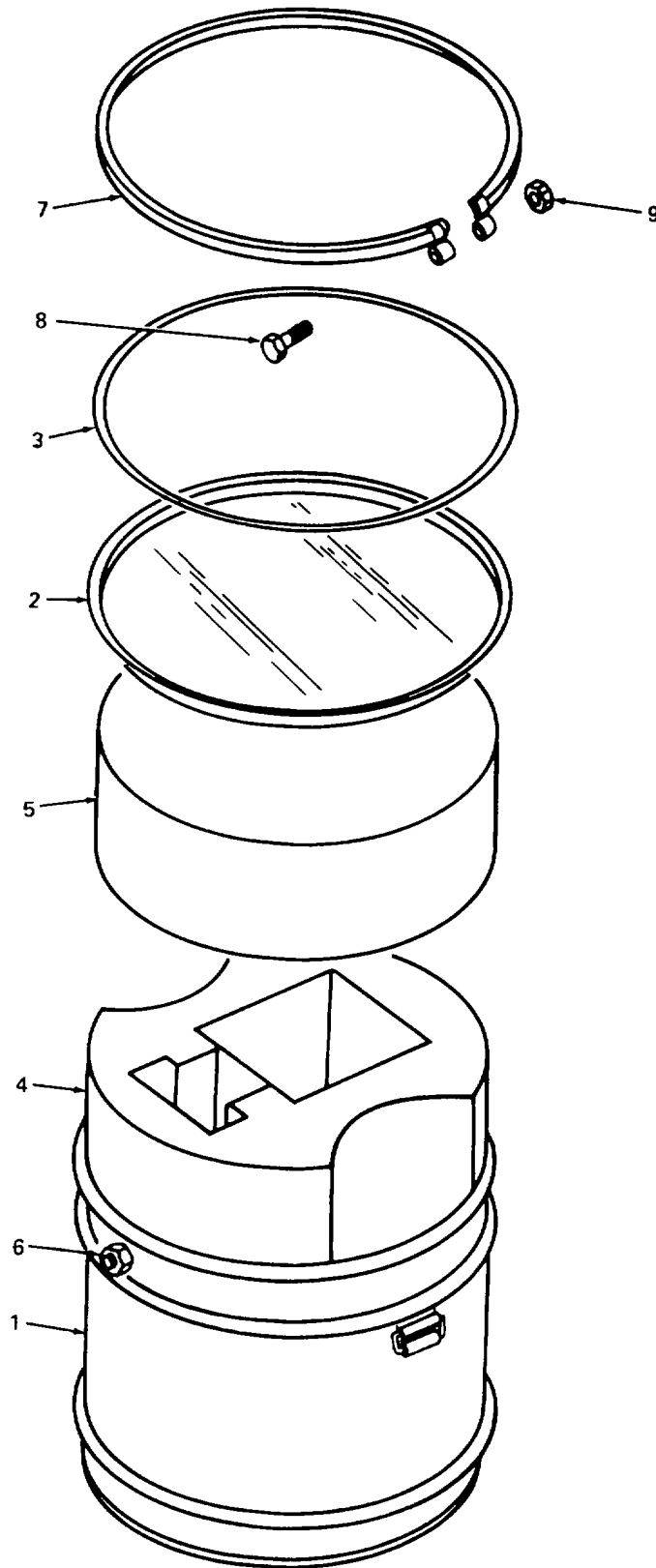


Figure C-28. Shipping and storage container, intermediate gearbox (SBX54A103).

<u>Figure & Index No.</u>	<u>Part No.</u>	<u>Mfg. Code</u>	<u>National Stock No.</u>	<u>Description</u>	<u>Quantity Per Assembly</u>
28-	SBX54A103	78286	8115-00-701-0921	Shipping and Storage Container, Intermediate Gearbox (CH-54A, -54B)	
-1	SBX54A103-1	78286		Drum	
-2	MS27683-66	96906	8110-00-956-9065	Cover	1
-3	MS27683-96	96906	(NSN Pending)	Gasket, Container Closure	1
-4	SBX54A103-2	78286	8145-01-069-1669	Cushion, Molded Contour, Lower	1
-5	SBX54A103-3	78286	8145-01-067-7149	Cushion, Molded Contour, Upper	1
-6	8034636	18876	6685-00-833-1223	Indicator Assembly, Humidity	1
---	8034638	18876	6685-00-052-1865	Card, Humidity Indicator (Not illustrated)--Component of 8034636	1
-7	MS27683-86	96906	8110-00-956-9066	Ring, Locking	1
-8	MS90725-71	96906	5305-00-269-3221	Bolt, Hex. Hd., 3/8-16 x 3/4	1
-9	MS51967-8	96906	5310-00-732-0558	Nut, Plain, Hex., 3/8-16	1

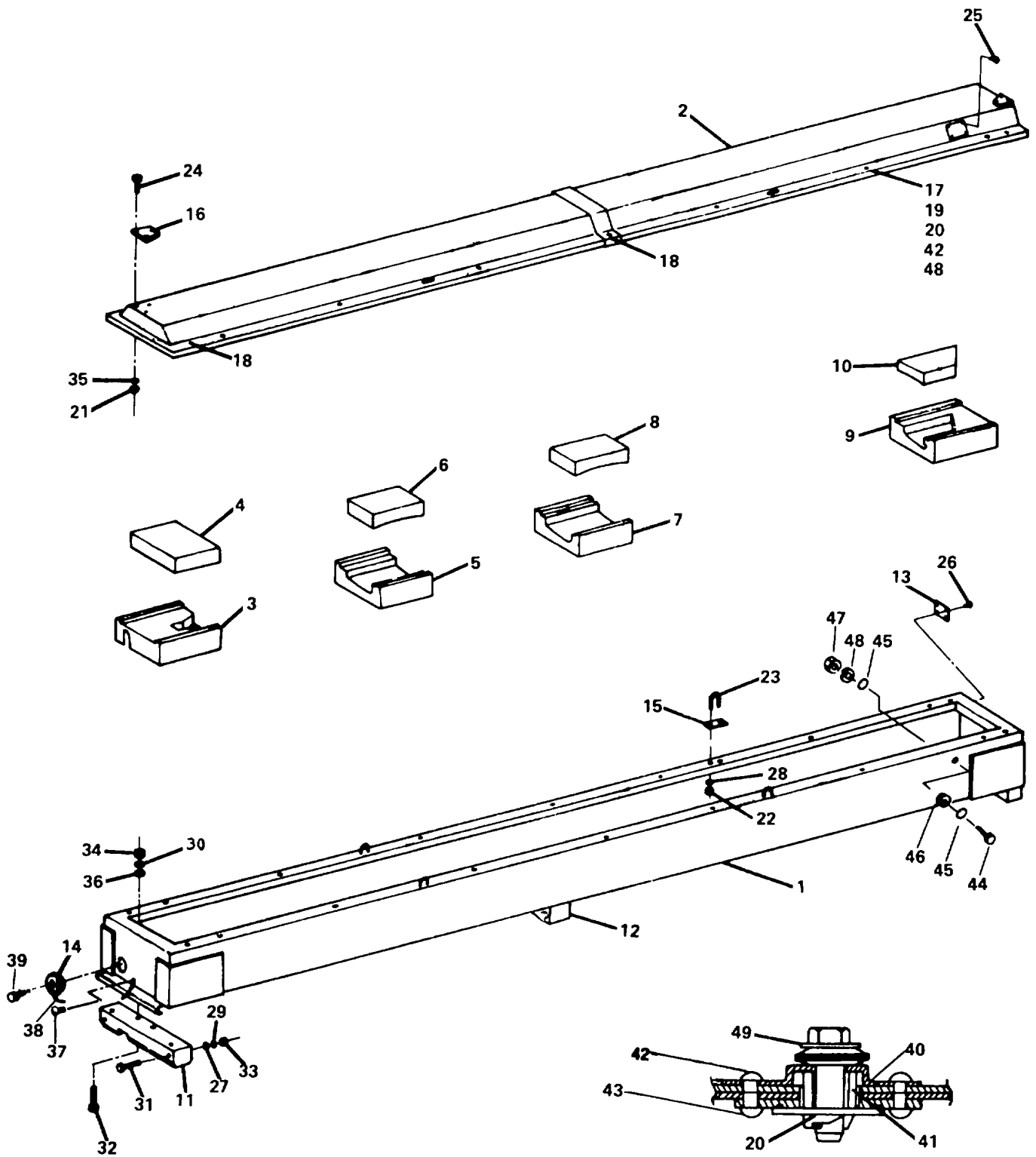


Figure C-29. Shipping and storage container, main rotor blade (206-011-250MUSC-1).

<u>Figure & Index No.</u>	<u>Part No.</u>	<u>Mfg. Code</u>	<u>National Stock No.</u>	<u>Description</u>	<u>Quantity Per Assembly</u>
29-	206-011-250MUSC-1	97499	8145-00-128-1664	Shipping & Storage Container, Main Rotor Blade (OH-58A, -58C)	
-1	206-011-250MUSC-3	97499		Bottom Assembly	
-2	206-011-250MUSC-5	97499		Cover Assembly	
				Cement Indices 3 thru 10 in place with Adhesive 8040-00-165-8614	
-3	206-019CP-3	97499	8115-00-491-5285	Cushion, Molded Contour, Lower	1
-4	206-019CP-5	97499	8115-00-491-5284	Cushion, Molded Contour, Upper	1
-5	206-019CP-7	97499	8115-00-491-5283	Cushion, Molded Contour, Lower	1
-6	206-019CP-9	97499	8115-00-491-5280	Cushion, Molded Contur, Upper	1
-7	206-019CP-11	97499	8115-00-491-5282	Cushion, Molded Contour, Lower	1
-8	206-019CP-13	97499	8115-00-491-5278	Cushion, Molded Contour, Upper	1
-9	206-019CP-15	97499	8115-00-491-5281	Cushion, Molded Contour, Lower	1
-10	206-019CP-17	97499	8115-00-491-5279	Cushion, Molded Contour, Upper	1
-11	206-030DP-1	97499	8115-00-135-2534	Skid, End	2
-12	206-030DP-3	97499	8115-00-250-1115	Skid, Center	1
-13	8115MNP000	81996	9905-00-800-1407	Nameplate (Standard Blank)	2
-14	8115MNP004-1	81996	8115-00-719-7480	Cover Assembly, Record Receptacle (Includes chain)	1
-15	8115MNP010-3	81996	5330-00-135-9148	Seal---Make from Sponge Rubber Sheet 9320-00- 250-1240 and cement in place with Adhesive 8040-00-165-8614	4

<u>Figure & Index No.</u>	<u>Part No.</u>	<u>Mfg. Code</u>	<u>National Stock No.</u>	<u>Description</u>	<u>Quantity Per Assembly</u>
-16	8115MNP094	81996	5120-00-177-9353	Guide, Stacking	2
-17	17C012-1	21106	5325-00-420-6128	Fastener Assembly	12
-18	17C012-2	21106	5325-00-420-6127	Fastener Assembly	6
-19	17C012-5	21106	5365-00-182-3735	Pipe, Shear	12
-20	17C025	21106	8145-01-064-4444	Receptacle	18
-21	MS51922-5	96906	5310-00-959-7600	Nut, Lock, Hex., ¼-28	6
-22	MS21045-6	96906	5310-00-982-4908	Nut, Lock, Hex. 3/8-24	8
-23	NAS3106-14-14	80205	5306-00-782-1667	Bolt, U, 3/8-24, 1 3/4 leg length, 3/4 diameter	4
-24	MS90726-9	96906	5305-00-267-8975	Bolt, Hex. Hd., ¼-28 x 1 1/8	6
-25	MS21318-15	96906	5305-00-253-5612	Screw, Drive, No. 2 x ¼	4
-26	MS35493-208	96906	5305-00-900-3276	Screw, Wood, No. 3 x ½	4
-27	MS27183-9	96906	5310-00-823-8804	Washer, Flat, ¼ -inch	12
-28	MS27183-13	96906	5310-00-087-7493	Washer, Flat, 3/8-inch	28
-29	MS35338-44	96906	5310-00-582-5965	Washer, Lock, ¼-inch	6
-30	MS35338-46	96906	5310-00-637-9541	Washer, Lock, 3/8-inch	12
-31	MS35751-28	96906	5306-00-728-6060	Bolt, Sq. Neck, ¼-20 x 4	6
-32	MS35751-77	96906	5306-00-993-6257	Bolt, Sq. Neck, 3/8-16 x 3	12
-33	MS27040-10	96906	5310-00-982-4938	Nut, Plain, Square, ¼-20	6
-34	MS27040-12	96906	5310-00-982-4947	Nut. Plain, Square, 3/8-16	12
-35	MS27183-9	96906	5310-00-823-8804	Washer, Flat, ¼-inch	
-36	MS27183-13	96906	5310-00-087-7493	Washer, Flat, 3/8-inch	
-37	MS35493-224	96906	5305-00-901-2101	Screw, Wood, Rd. Hd., No. 6 x ½	1
-38	NAS1455-40-5C	80205	4010-00-262-1552	Chain, Flat Link, No. 40 x 5	1

<u>Figure & Index No.</u>	<u>Part No.</u>	<u>Mfg. Code</u>	<u>National Stock No.</u>	<u>Description</u>	<u>Quantity Per Assembly</u>
-39	MS20470AD5-6	96906	5320-00-117-6839	Rivet, Solid, Dimpled Rd. Hd., 5/32 x 3/8	1
-40	17C012-4	21106	8145-01-054-8861	Housing--Used at center and corners only	6
-41	17C012-10	21106	8145-01-059-5690	Pipe, Shear	6
-42	MS20426AD5-7	96906	5320-00-117-6884	Rivet, Solid, Dimpled Coun- tersunk Hd., 5/32 x 7/16	12
-43	MS20426AD5-6	96906	5320-00-117-6883	Rivet, Solid, Dimpled Coun- tersunk Hd., 5/32 x 3/8	36
-44	MS90725-62	96906	5305-00-269-3213	Bolt, Hex. Hd., 3/8-16 x 1 1/4	4
-45	MS27183-13	96906	5310-00-087-7493	Washer, Flat, 3/8-inch	
-46	613	70485	5340-00-664-5785	Bumper	4
-47	MS51922-17	96906	5310-00-087-4652	Nut, Lock, Hex., 3/8-16	4
-48	91S2-19	71286	8145-01-061-6651	Stud	12
-49	91S2-21	71286	8145-01-061-6652	Stud--Used at center and corners only	6

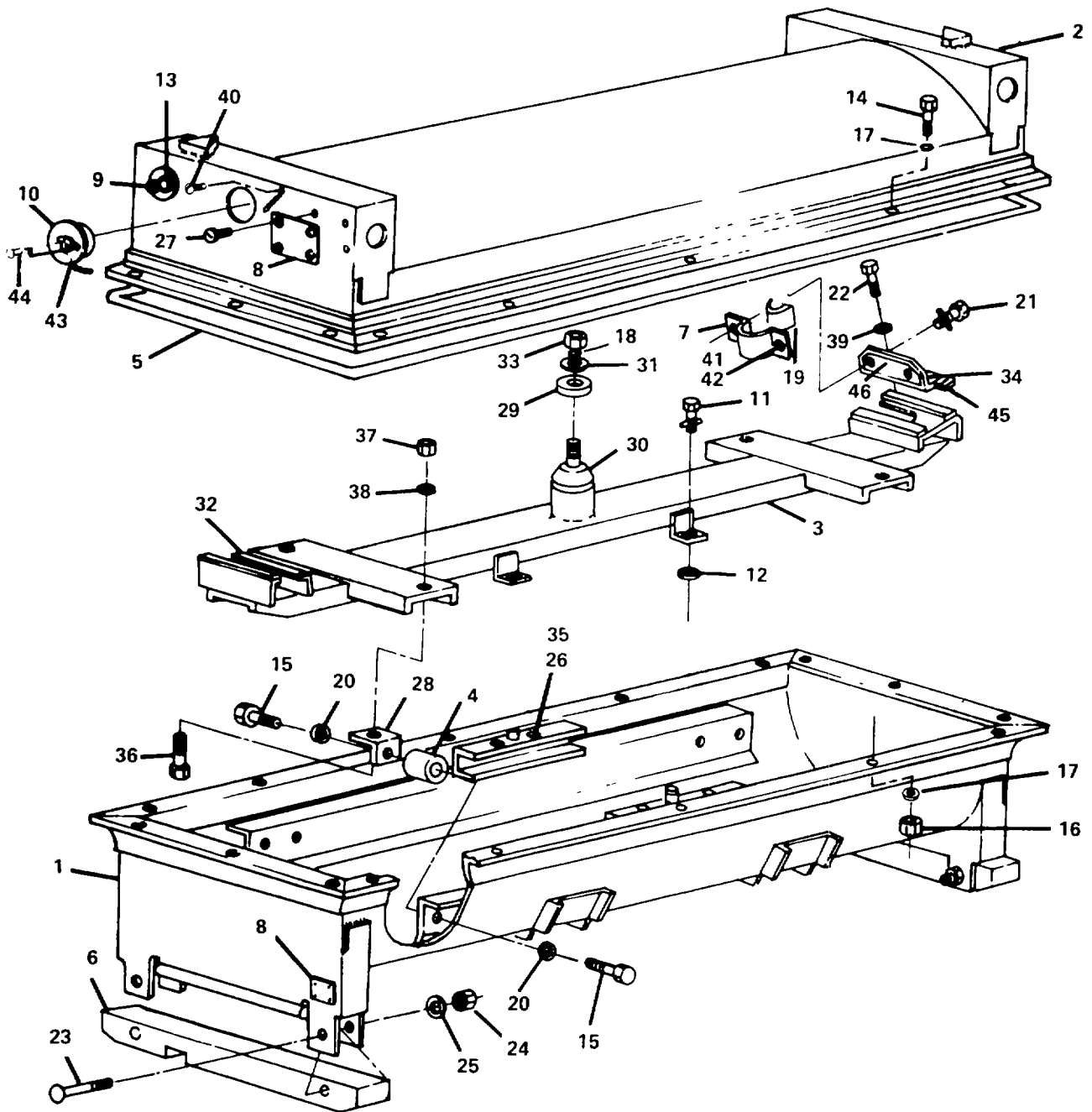


Figure C-30. Shipping and storage container, main rotor hub (206-011-100MUSC-1).

<u>Figure & Index No.</u>	<u>Part No.</u>	<u>Mfg. Code</u>	<u>National Stock No.</u>	<u>Description</u>	<u>Quantity Per Assembly</u>
30-	206-011-100MUSC-1	97499	8145-00-464-1768	Shipping & Storage Container, Main Rotor Hub (OH-58A)	
-1	206-011-100MUSC-3	97499		Bottom Assembly	
-2	206-011-100MUSC-5	97499		Cover Assembly	
-3	206-036SA-1	97499		Frame Assembly	
-4	J3424-21	76005	5340-00-625-0689	Mount, Shock	4
-5	84B129DP-9	97499	(NSN Pending)	Gasket, Container Closure	1
-6	8115MNP108	81996	1740-01-046-4756	Skid	2
-7	206-037SA-1	97499	5340-00-498-2526	Clamp Assembly	2
-8	8115MNP000	81996	9905-00-800-1407	Nameplate (Standard Blank)	2
-9	C13B	70587	4820-00-820-7017	Valve, Air Pressure Relief	1
-10	8115MNP004-1	81996	8115-00-719-7480	Cover Assembly, Record Receptacle (includes chain)	1
-11	91S2-11	71286	5325-00-868-7010	Stud	4
-12	91S3-1	71286	5310-00-726-2212	Washer, Retaining	4
-13	8034636	18876	6685-00-833-1223	Indicator Assembly, Humidity	1
---	8034638	18876	6685-00-052-1865	Card, Humidity Indicator (Not illustrated)--Component of 8034636	1
-14	MS90725-66	96906	5305-00-269-3216	Bolt, Hex. Hd., 3/8-16x2	20
-15	MS90728-104	96906	5305-00-938-1556	Bolt, Hex. Hd., 1/2-13x1/2	8
-16	MS51967-8	96906	5310-00-732-0558	Nut, Plain, Hex., 3/8-16	16
-17	MS27183-13	96906	5310-00-087-7493	Washer, Flat, 3/8-inch	36
-18	MS27183-21	96906	5310-00-823-8803	Washer, Flat, 5/8-inch	1
-19	206-037SA-7	97499		Liner, Clamp (Component of 206-037SA-1)---Make from Solid Rubber Sheet and cement in place with Adhesive 8040-00-165-8614	2

<u>Figure & Index No.</u>	<u>Part No.</u>	<u>Mfg. Code</u>	<u>National Stock No.</u>	<u>Description</u>	<u>Quantity Per Assembly</u>
-20	MS35338-48	96906	5310-00-584-5272	Washer, Lock, 1/2-inch	8
-21	91S2-10	71286	5325-00-913-5377	Stud	4
-22	MS90728-68	96906	5305-00-543-2866	Bolt, Hex. Hd., 3/8-16x2 1/2	4
-23	MS90725-24	96906	5305-00-068-9175	Bolt, Hex. Hd., 1/4-20x4 1/2	4
-24	MS51967-2	96906	5310-00-761-6882	Nut, Plain, Hex., 1/4-20	4
-25	MS35338-44	96906	5310-00-582-5965	Washer, Lock, 84-inch	4
-26	119-18D	71286	5325-00-682-1444	Receptacle	4
-27	MS21318-15	96906	5305-00-253-5612	Screw, Drive, No. 2x1/4	8
-28	206-036SA-3	97499	5340-00-484-5888	Bracket Assembly	4
-29	206-036SA-19	97499	5310-00-490-4666	Washer	1
-30	206-036SA-21	97499	5340-00-176-0807	Boss	1
				Make Indices 31 and 32 from Solid Rubber Sheet 9320-00-241-9759 and cement in place with Adhesive 8040-00-165-8614	
-31	206-036SA-23	97499		Liner	1
-32	206-036SA-25	97499		Liner	4
-33	MS51922-49	96906	5310-00-269-4040	Nut, Lock, Hex., 5/8-11	1
-34	8115CON019-35	81996	8115-00-225-5088	Angle, Clamp Assembly	2
-35	MS20426AD4-7	96906	5320-00-117-6952	Rivet Solid, Dimpled Countersunk Hd., 1/8x7/16	8
-36	MS90725-66	96906	5305-00-269-3216	Bolt, Hex. Hd., 3/8-16x2	
-37	MS51922-17	96906	5310-00-087-4652	Nut, Lock, Hex., 3/8-16	4
-38	MS27183-13	96906	5310-00-087-7493	Washer, Flat, 3/8-inch	
-39	MS35338-46	96906	5310-00-637-9541	Washer, Lock, 3/8-inch	4
-40	MS21318-41	96906	5305-00-253-5622	Screw, Drive, No. 3x3/8	1
-41	119-18A	71286	5325-00-811-7688	Receptacle (Component of 206-037SA-1)	4

<u>Figure & Index No.</u>	<u>Part No.</u>	<u>Mfg. Code</u>	<u>National Stock No.</u>	<u>Description</u>	<u>Quantity Per Assembly</u>
-42	MS20426A5-7	96906	5320-00-209-0639	Rivet, Solid, Plain Countersunk Hd., 5/32x7/16	8
-43	NAF1088-2C11	80205	4010-00-055-3107	Chain, Flat Link, No. 35x8	1
-44	MS20470AD5-6	96906	5320-00-117-6839	Rivet, Solid, Dimpled Rd. Hd., 5/32 x 3/8	1
				Make Indices 45 and 46 from Solid Rubber Sheet 9320-00-241-9758 and cement in place with Adhesive 8040-00-165-8614	
-45	8115CON019-39	81996		Pad (Component of 8115CON019-35)	2
-46	8115CON019-41	81996		Pad (Component of 8115CON019-35)	2

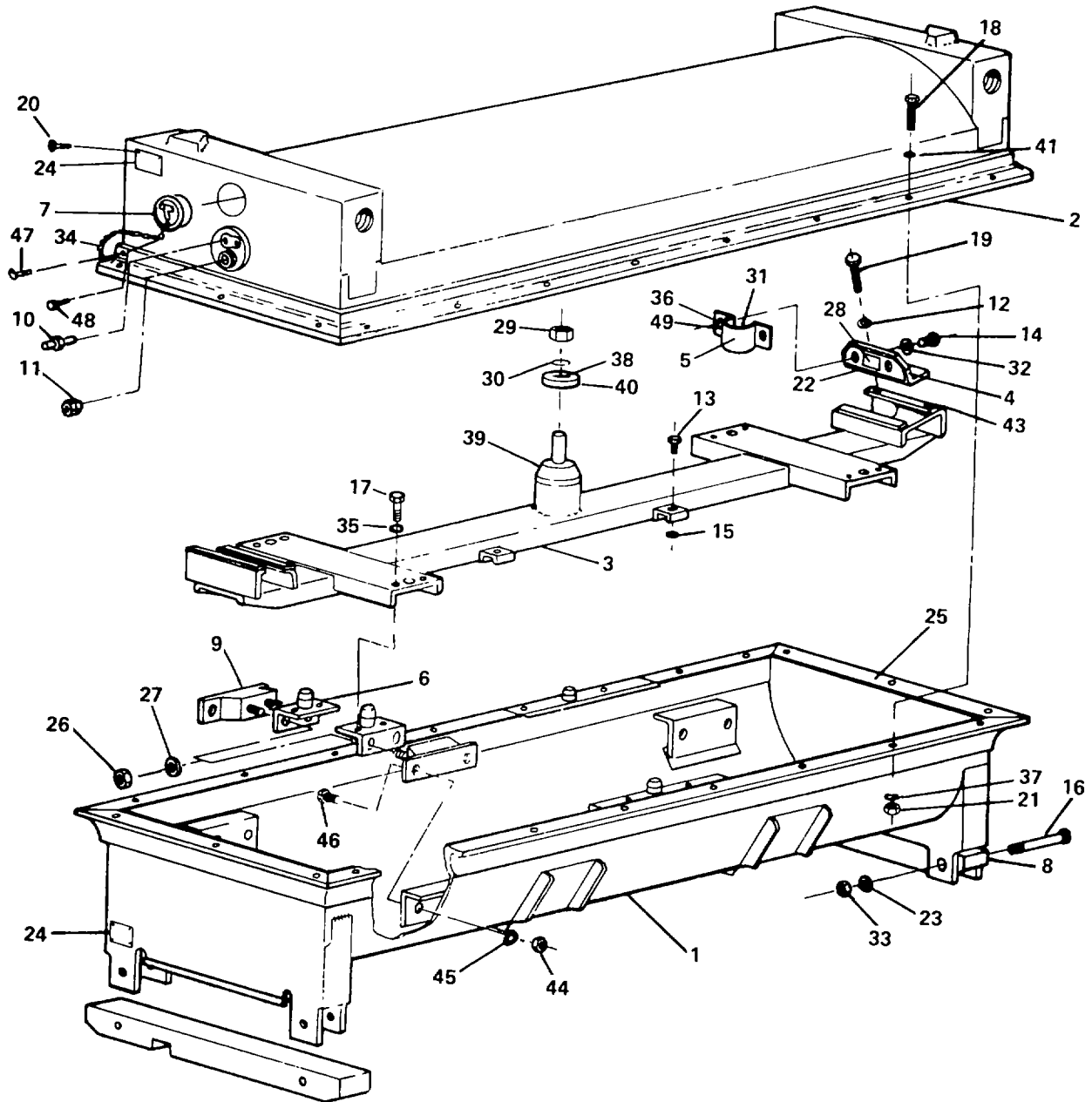


Figure C-31. Shipping and storage container, main rotor hub (540-011-101MUSC-1).

<u>Figure & Index No.</u>	<u>Part No.</u>	<u>Mfg. Code</u>	<u>National Stock No.</u>	<u>Description</u>	<u>Quantity Per Assembly</u>
31-	540-011-101MUSC-1	97499	8145-00-923-0409	Shipping & Storage Container, Main Rotor Hub (AH-1 Series; UH-1C,-1M)	
-1	540-011-101MUSC-3	97499	Bottom Assembly		
-2	540-011-101MUSC-5	97499	Cover Assembly		
-3	540-003SA-1	97499		Frame Assembly	
-4	8115CON019-35	81996	8115-00-225-5088	Angle, Clamp Assembly	2
-5	8115CON019-43	81996	8115-00-225-5089	Clamp Assembly	2
-6	8115CON019-55	81996	8115-00-758-9296	Angle, Support Assembly	4
-7	8115MNP004-1	81996	8115-00-719-7480	Cover Assembly, Record Receptacle (Includes Chain)	1
-8	8115CON019-77	81996	8145-01-046-8565	Skid	2
-9	J5227-10	76005	8115-00-996-7465	Mount, Shock	4
-10	C13B	70587	4820-00-820-7017	Valve, Air Pressure Relief	1
-11	8034636	18876	6685-00-833-1223	Indicator, Humidity	1
---	8034638	18876	6685-00-052-1865	Card, Humidity Indicator (Not illustrated)--Component of 8034636	1
-12	MS35338-46	96906	5310-00-637-9541	Washer, Lock, 3/8-inch	16
-13	91S2-39	71286	5325-00-913-5932	Stud	4
-14	91S2-10	71286	5325-00-913-5377	Stud	4
-15	91S3-1	71286	5310-00-726-2212	Washer, Retaining	8
-16	MS90725-76	96906	5305-00-269-3226	Bolt, Hex. Hd., 3/8-16 x 4½	4
-17	MS90725-62	96906	5305-00-269-3213	Bolt, Hex. Hd., 3/8-16 x 1¼	8
-18	MS90725-64	96906	5305-00-269-3214	Bolt, Hex. Hd., 3/8-16 x 1½	22
-19	MS90725-66	96906	5305-00-269-3216	Bolt, Hex. Hd., 3/8-16 x 2	4
-20	MS21318-15	96906	5305-00-253-5612	Screw, Drive, No. 2 x ¼	8

Figure & Index No.	Part No.	Mfg. Code	National Stock No.	Description	Quantity Per Assembly
-21	MS51967-8	96906	5310-00-732-0558	Nut, Plain, Hex., 3/8-16	26
-22	8115CON019-39	81996		Pad (Component of 8115CON019-35)---Make from Rubber Sheet 9320-00-241-9758 and cement in place with Adhesive 8040-00-165-8614	2
-23	MS35338-46	96906	5310-00-637-9541	Washer, Lock, 3/8-inch	
-24	8115MNPOO0	81996	9905-00-800-1407	Nameplate (Standard Blank)	2
-25	84B129DP-7	97499	5330-00-944-5387	Gasket, Container Closure	1
-26	MS51922-9	96906	5310-00-984-3806	Nut, Lock, Hex., 5/16-18	8
-27	MS27183-11	96906	5310-00-809-3078	Washer, Flat, 5/16-inch	8
-28	8115CON019-41	81996		Pad (Component of 8115CON019-35)---Make from Rubber Sheet 9320-00-241-9758 and cement in place with Adhesive 8040-00-165-8614	2
-29	MS51922-49	96906	5310-00-269-4040	Nut, Lock, Hex., 5/8-11	1
-30	MS27183-13	96906	5310-00-087-7493	Washer, Flat, 3/8-inch	53
-31	8115CON019-47	81996		Liner (Component of 8115CON019-43)---Make from Rubber Sheet 9320-00-241-9754 and cement in place with Adhesive 8040-00-165-8614	2
-32	91S3-1	71286	5310-00-726-2212	Washer, Retaining	
-33	MS51967-8	96906	5310-00-732-0558	Nut, Plain, Hex., 3/8-16	
-34	NAF1088-2CII	88827	4010-00-055-3107	Chain, Flat Link, No. 35 x 11	1
-35	MS35338-46	96906	5310-00-637-9541	Washer, Lock, 3/8-inch	
-36	119-18A	71286	5325-00-811-7688	Receptacle (Component of 8115CON019-43)	4
-37	MS27183-13	96906	5310-00-087-7493	Washer, Flat, 3/8-inch	
-38	8115CON019-27	81996	5310-00-134-3927	Washer	1

<u>Figure & Index No.</u>	<u>Part No.</u>	<u>Mfg. Code</u>	<u>National Stock No.</u>	<u>Description</u>	<u>Quantity Per Assembly</u>
-39	8115CON019-29	81996	8115-00-134-3658	Boss	1
-40	8115CON019-31	81996	Liner, Washer	Make from Rubber Sheet 9320-00-241-9759 and cement in place with Adhesive 8040-00-165-8614	1
-41	MS27183-13	96906	5310-00-087-7493	Washer, Flat, 3/8-inch	
-43	8115CON019-33	81996		Liner---Make from Rubber Sheet 9320-00-241-9759 and cement in place with Adhesive 8040-00-165-8614	4
-44	MS51922-17	96906	5310-00-087-4652	Nut, Lock, Hex., 3/8-16	B
-45	MS27183-13	96906	5310-00-087-7493	Washer, Flat, 3/8-inch	
-46	MS90725-61	96906	5305-00-269-3212	Bolt, Hex. Hd., 3/8-16 x 1 1/8	B
-47	MS21318-41	96906	5305-00-253-5622	Screw, Drive, No. 8 x 3/8	1
-48	MS20470AD5-6	96906	5320-00-117-6839	Rivet, Solid, Dimpled Rd. Hd., 5/32 x 3/8	1
-49	MS20426A5-7	96906	5320-00-209-0639	Rivet, Solid, Plain Countersunk Hd., 5/32 x 7/16	8

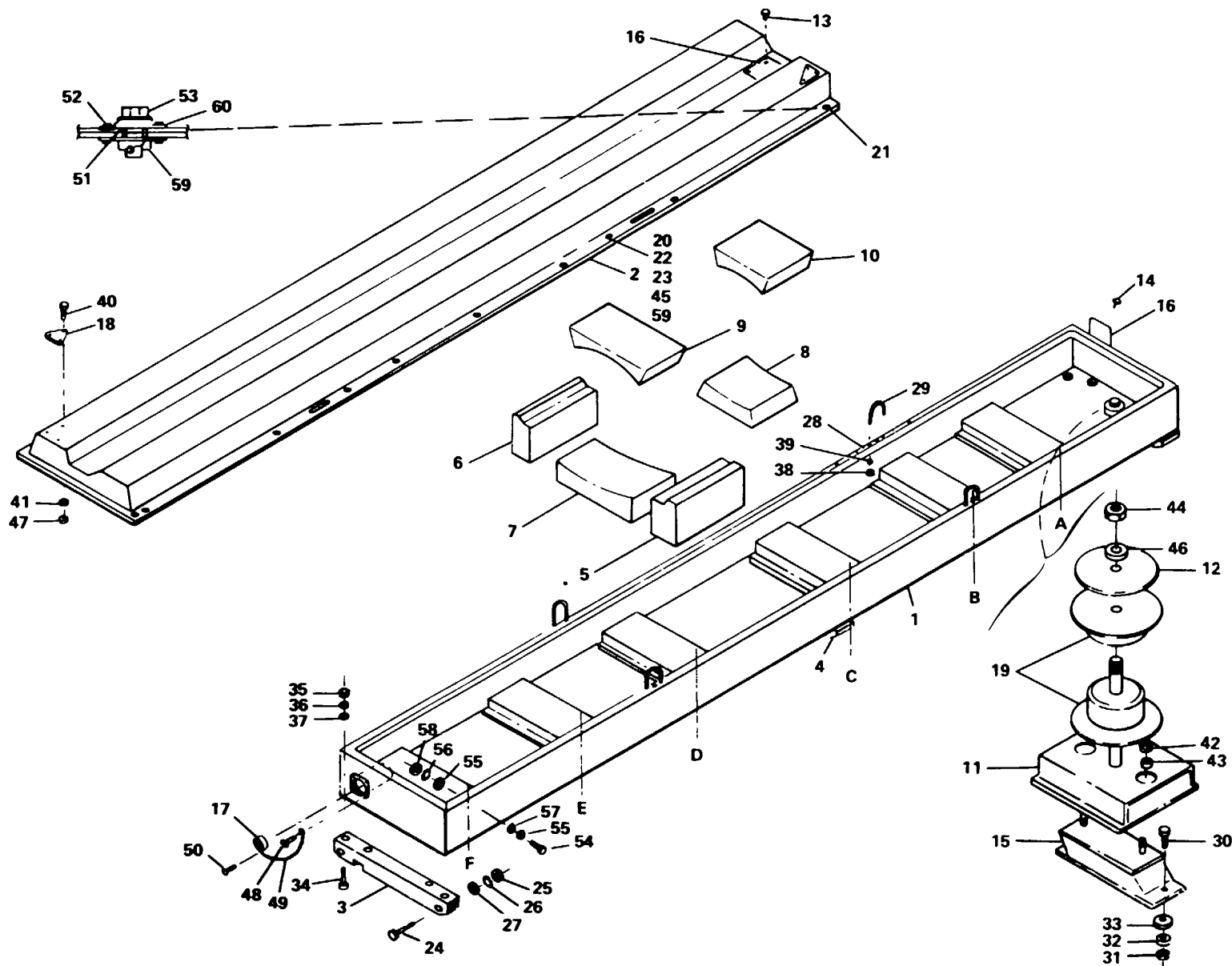


Figure C-32. Shipping and storage containing, main rotor blade (540-011-001M-1).

Figure & Index No.	Part No.	Mfg. Code	National Stock No.	Description	Quantity Per Assembly
32-	540-011-001MUSC-1	97499	8145-00-919-0176	Shipping & Storage Container, Main Rotor Blade (UH-1C, -1M; AH-1G, AH-1Q)	
-1	540-011-001MUSC-2	97499		Bottom Assembly	
-2	540-011-001MUSC-3	97499		Cover Assembly	
-3	14C029-1	81996	1615-01-045-5880	Skid, End	2
-4	14C029-2	81996	1615-01-045-4881	Skid, Center	1
				Cement Indices 5 thru 10 in place with Adhesive 8040-00-165-8614	
-5	540-011-001MUSC-10	81996	8135-00-454-8787	Cushion, Molded Contour, Leading Edge Side: Stations B, C, D, E, and F	5
-6	540-011-001MUSC-11	81996	8135-00-454-8786	Cushion, Molded Contour, Trailing Edge Side: Stations B, C, D, E, and F	5
-7	540-011-001MUSC-12	81996	8135-00-456-1916	Cushion, Molded Contour, Lower: Stations B and C	2
-8	540-011-001MUSC-13	81996	8135-00-454-8784	Cushion, Molded Contour, Lower: Stations D, E, and F	3
-9	540-011-001MUSC-14	81996	8135-00-477-6296	Cushion, Molded Contour, Upper: Stations B and C	2
-10	540-011-001MUSC-15	81996	8135-00-477-6295	Cushion, Molded Contour, Upper: Stations D, E and F	3
-11	14D030-1	81996	8145-00-221-4972	Hub Mount Assembly	1
-12	14D030-6	81996	5310-00-253-5949	Washer, Hub Mount	1
-13	MS21318-L5	96906	5305-00-253-5612	Screw, Drive, No. 2 x ¼	4
-14	MS35493-208	96906	5305-00-900-3276	Screw, Wood, Rd. Hd., No. 3 x 1/2	4
-15	93S01-15	20288	5340-00-871-4221	Mount, Shock	1
-16	8115MNP000	81996	9905-00-800-1407	Nameplate (Standard Blank)	2
-17	17D015-3	21106	8115-00-245-8500	Cover Assembly, Record Receptacle	1

<u>Figure & Index No.</u>	<u>Part No.</u>	<u>Mfg. Code</u>	<u>National Stock No.</u>	<u>Description</u>	<u>Quantity Per Assembly</u>
-18	8115MNP094	81996	5120-00-177-9353	Guide, Stacking	2
-19	8115MNP095	81996	5365-00-134-3664	Spacer	2
-20	17C012-5	21106	5365-00-182-3735	Pipe, Shear--Not used at corners	12
-21	17C012-2	21106	5325-00-420-6127	Fastener Assembly---Used at corners only	4
-22	17C012-1	21106	5325-00-420-6128	Fastener Assembly--Not used at corners	12
-23	MS20426AD5-6	96906	5320-00-117-6883	Rivet, Solid, Dimpled Countersunk Hd., 5/32 x 3/8 --Used to attach 17C025 to Bottom Assembly	32
-24	MS35751-28	96906	5306-00-728-6060	Bolt, Sq. Neck, 1/4-20x4	6
-25	MS27040-10	96906	5310-00-982-4938	Nut, Plain, Sq. 1/4-20	6
-26	MS35338-44	96906	5310-00-582-5965	Washer, Lock, 1/4-inch	6
-27	MS27183-9	96906	5310-00-823-8804	Washer, Flat, 1/4-inch	12
-28	8115MNP010-3	81996		Seal---Make from Sponge Rubber Sheet 9320-00-250-1240 and cement in place with Adhesive 8040-00-165-8614	4
-29	NAS3106-14-14	80205	5306-00-782-1667	Bolt, U, 3/8-24, 1 3/4 leg Length, 3/4 diameter	4
-30	MS90725-62	96906	5305-00-269-3213	Bolt, Hex. Hd., 3/8-16x1 1/4	6
-31	MS51922-17	96906	5310-00-087-4652	Nut, Lock, Hex., 3/8-16	16
-32	MS27183-13	96906	5310-00-087-7493	Washer, Flat, 3/8-inch	32
-33	AN970-6	88044	5310-00-167-0768	Washer, Flat, (for wood) 3/8-inch	2
-34	M5S35751-77	96906	5306-00-993-6257	Bolt, Sq. Neck, 3/8-16x3	12
-35	MS27040-12	96906	5310-00-982-4947	Nut, Plain, Sq., 3/8-16	12
-36	MS35338-46	96906	5310-00-637-9541	Washer, Lock, 3/8-inch	10
-37	MS27183-13	96906	5310-00-987-7493	Washer, Flat, 3/8-inch	

Figure & Index No.	Part No.	Mfg. Code	National Stock No.	Description	Quantity Per Assembly
-38	MS21045-6	96906	5310-00-982-4908	Nut, Lock, Hex., 3/8-24	10
-39	MS27183-13	96906	5310-00-087-7493	Washer, Flat, 3/8-inch	
-40	MS90725-8	96906	5305-00-225-3839	Bolt, Hex. Hd., 1/4-20x1	6
-41	MS27183-9	96906	5310-00-823-8804	Washer, Flat, 8-inch	
-42	MS21045-6	96906	5310-00-982-4908	Nut, Lock, Hex., 3/8-24	
-43	MS27183-13	96906	5310-00-087-7493	Washer, Flat, 3/8-inch	
-44	MS51922-49	96906	5310-00-269-4040	Nut, Lock, Hex., 5/8-11	1
-45	91S2-19	71286	8145-01-061-6651	Stud	12
-46	MS27183-21	96906	5310-00-823-8803	Washer, Flat, 5/8-inch	1
-47	MS51922-1	96906	5310-00-088-1251	Nut, Lock, Hex., 1/4-20	6
-48	MS21318-23	96906	5305-00-253-5617	Screw, Drive, No. 4 x 3/8	1
-49	17D015-4	21106	4010-01-049-0135	Cable, Attaching, Record Receptacle Cover	1
-50	MS20470A6-6	96906	5320-00-242-1580	Rivet, Solid, Plain Rd. Hd., 3/16 x 3/8	1
-51	17C012-10	21106	8145-01-059-5690	Pipe, Shear--Used at corners only	4
-52	MS20426AD5-7	96906	5320-00-117-6884	Rivet, Solid, Dimpled Countersunk Hd., 5/32 x 3/8	8
-53	91S2-21	71286	8145-01-061-6652	Stud--Used at corners only	4
-54	MS90725-62	96906	5305-00-269-3213	Bolt, Hex. Hd., 3/8-16x11	
-55	MS27183-13	96906	5310-00-087-7493	Washer, Flat, 3/8-inch	
-56	MS35338-46	96906	5310-00-637-9541	Washer, Lock, 3/8-inch	
-57	613	70485	5340-00-664-5785	Bumper (When applicable)	4
-58	MS51967-8	96906	5310-00-732-0558	Nut, Plain Hex., 3/8-16	4
-59	17C025	21106	8145-01-064-4444	Receptacle	16
-60	17C012-4	21106	8145-01-054-8861	Housing--Used at corners only	4

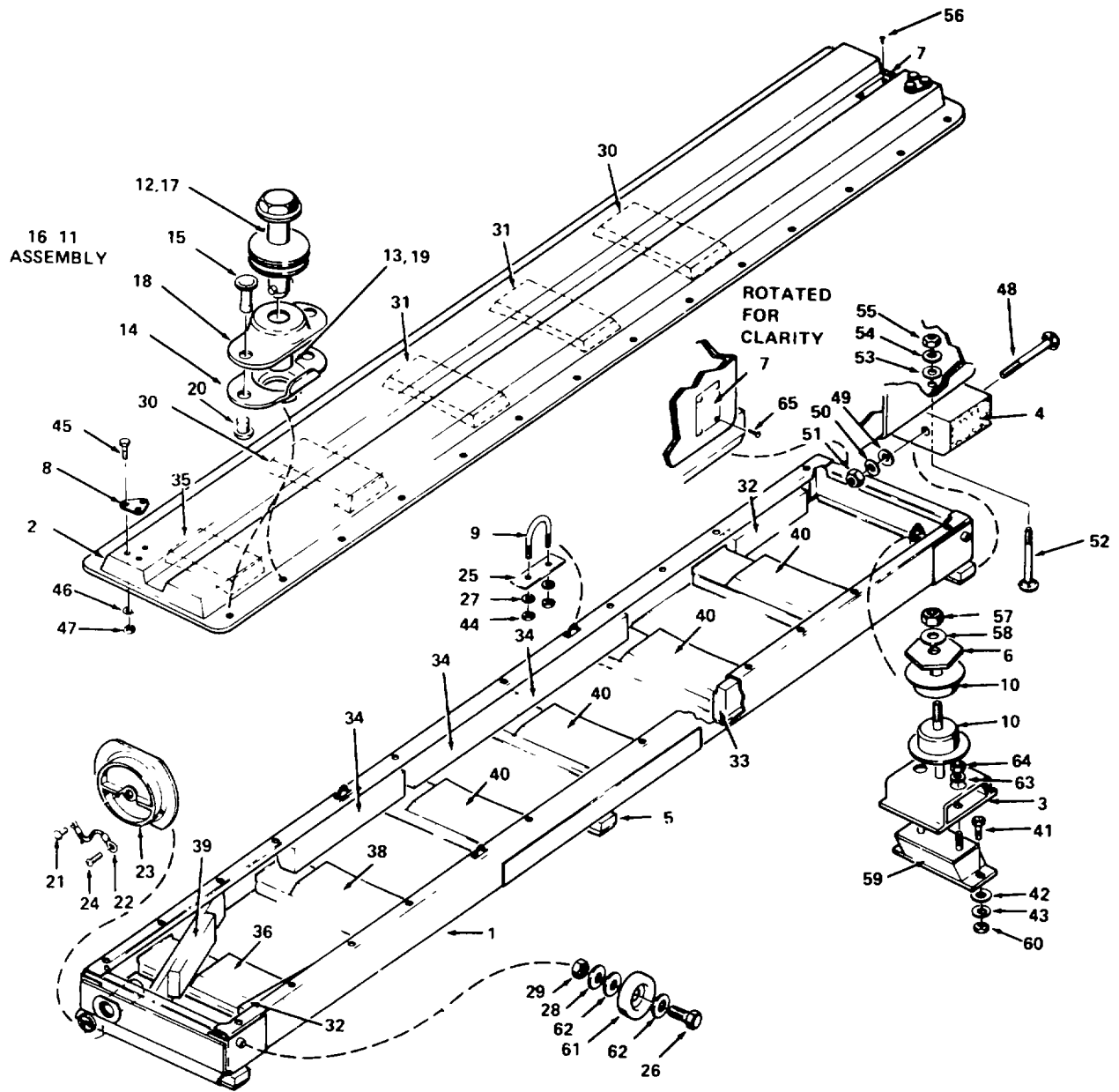


Figure C-33. Shipping and storage container, improved main rotor blade (KB747-001-1).

Figure & Index No.	Part No.	Mfg. Code	National Stock No.	Description	Quantity Per Assembly
33- {	KB747-001-1	05259	8145-01-028-1535	Shipping and Storage box, Improved Main Rotor Blade (AH-1Q-1S)	
	301R001-1	05259			
-1	KB747-001-2	05259		Bottom Assembly	
-2	KB747-001-3	05259		Cover Assembly	
-3	KB747-001-4	05259	8145-01-044-5125	Support, Hub	1
-4	KP747-001-20	05259	8145-01-044-5329	Skid, End	2
-5	KB747-001-21	05259	8145-01-044-5328	Skid, Center	1
-6	14D030-6	81996	5310-00-253-5949	Washer, Hub Mount	1
-7	8115MNP000	81996	9905-00-800-1407	Nameplate (Standard Blank)	2
-8	8115MNP094	81996	5120-00-177-9353	Guide, Stacking	2
-9	NAS3106-14-14	80205	5306-00-782-1667	Bolt, U, 3/8-24, 1 3/4 leg length, 3/4 diameter	4
-10	8115MNP095	81996	5365-00-134-3664	Spacer	2
-11	17C012-1	21106	5325-00-420-6128	Fastener Assembly--Not used at corners	12
-12	91S2-19	71286	8145-01-061-6651	Stud---Not used at corners	12
-13	17C012-5	21106	5365-00-182-3735	Pipe, Shear--Not used at corners	12
-14	17C025	21106	8145-01-064-4444	Receptacle	16
-15	MS20426AD5-7	96906	5320-00-117-6884	Rivet, Solid, Dimpled Countersunk Hd., 5/32 x 7/16	8
-16	17C012-2	21106	5325--00-420-6L27	Fastener Assembly--Used at corners only	4
-17	91S2-21	71286	8145-01-061-6652	Stud--Used at corners only	4
-18	17C012-4	21106	8145-01-054-8861	Housing--Used at corners only	4
-19	17C012-10	21106	8145-01-059-5690	Pipe, Shear--Used at corners only	4

Figure & Index No.	Part No.	Mfg. Code	National Stock No.	Description	Quantity Per Assembly
-20	MS20426AD5-6	96906	5320-00-117-6883	Rivet, Solid, Dimpled Countersunk Hd., 5/32 x 3/8	32
-21	MS20470A6-6	96906	5320-00-242-1580	Rivet, Solid, Plain Rd. Hd., 3/16 x 3/8	1
-22	17D015-4	21106	4010-01-049-0135	Cable, Attaching, Record Receptacle Cover	1
-23	17D015-3	96906	8115-00-245-8500	Cover Assembly, Record Receptacle	1
-24	MS21318-23	96906	5305-0(253-5617	Screw, Drive, No. 4 x 3/8	1
-25	8115MNP010-3	81996		Seal---Make from Sponge Rubber Sheet 9320-00-250-1240 and cement in place with Ad- hesive 8040-00-165-8614	4
-26	MS90725-62	96906	5305-00-269-3213	Bolt, Hex. Hd., 3/8-16 x11	4
-27	MS27183-13	96906	5310-00-087-7493	Washer, Flat, 3/8-inch	30
-28	MS35338-46	96906	5310-00-637-9541	Washer, Lock, 3/8-inch	16
-29	MS51967-8	96906	5310-00-732-0558	Nut, Plain, Hex., 3/8-16 Cement Indices 30 thru 40 in place with Adhesive 8040-00- 165-8614	4
-30	KB747-001-40	05259	8145-01-044-5129	Cushion, Molded Contour, Upper	1
-31	KB747-001-41	05259	8145-01-044-5128	Cushion, Molded Contour, Upper	2
-32	KB747-001-42	05259	8145-01-044-5127	Cushion, Molded Contour, Leading Edge Side	1
-33	KB747-001-43	05259	8145-01-044-5126	Cushion, Molded Contour, Leading Edge Side	4
-34	KB747-001-44	05259	8145-01-044-5130	Cushion, Molded Contour, Trailing Edge Side: 1 ea. centered between KB747-001-38 and -40; 2 ea. butted together and located 3 inches behind first cushion	3

<u>Figure & Index No.</u>	<u>Part No.</u>	<u>Mfg. Code</u>	<u>National Stock No.</u>	<u>Description</u>	<u>Quantity Per Assembly</u>
-35	KB747-001-45	05259	8145-01-044-5131	Cushion, Molded Contour, Upper	1
-36	KB747-001-46	05259	8145-01-044-5133	Cushion, Molded Contour, Lower	1
-37	KB747-001-47	05259	8145-01-044-5132	Cushion, Molded Contour, Upper	1
-38	KB747-001-48	05259	8145-01-044-5134	Cushion, Molded Contour, Lower	1
-39	KB747-001-49	05259	8145-01-044-5135	Cushion, Molded Contour, Trailing Edge Side	1
-40	KB747-001-50	05259	8145-01-044-5136	Cushion, Molded Contour, Lower	4
-41	MS90726-61	96906	5305-00-269-2804	Bolt, Hex. Hd., 3/8-24 x 1 1/8	2
-42	MS27183-17	96906	5310-00-809-5997	Washer, Flat, 1/2-inch	2
-43	MS27183-13	96906	5310-00-087-7493	Washer, Flat, 3/8-inch	
-44	MS21045-6	96906	5310-00-982-4908	Nut, Lock, Hex., 3/8-24	10
-45	MS90726-8	96906	5305-00-267-8974	Bolt, Hex. Hd., 1/2-28 x 1	6
-46	MS27183-9	96906	5310-00-823-8804	Washer, Flat, 1/4 inch	12
-47	MS51922-5	96906	5310-00-959-7600	Nut, Lock, Hex., 1/4-28	6
-48	MS35751-28	96906	5306-00-728-6060	Bolt, Sq. Neck, 1/4-20 x 4	6
-49	MS27183-9	96906	5310-00-823-8804	Washer, Flat, 1/4-inch	
-50	MS35338-44	96906	5310-00-582-5965	Washer, Lock, 1/4-inch	6
-51	MS27040-10	96906	5310-00-982-4938	Nut, Plain, Square, 1/4 20	6
-52	MS35751-77	96906	5306-00-993-6257	Bolt, Sq. Neck, 3/8-16 x 3	12
-53	MS27183-13	96906	5310-00-087-7493	Washer, Flat, 3/8-inch	
-54	MS35338-46	96906	5310-00-637-9541	Washer, Lock, 3/8-inch	

<u>Figure & Index No.</u>	<u>Part No.</u>	<u>Mfg. Code</u>	<u>National Stock No.</u>	<u>Description</u>	<u>Quantity Per Assembly</u>
-55	MS27040-12	96906	5310-00-982-4947	Nut, Plain, Square, 3/8-16	12
-56	MS21318-15	96906	5305-00-253-5612	Screw, Drive, No. 2 x ¼	4
-57	MS17830-10C	96906	5310-00-406-7240	Nut, Lock, Non-Metallic Insert, 5/8-11	1
-58	MS27183-21	96906	5310-00-823-8803	Washer, Flat, 5/8-inch	1
-59	597-6A	71985	5340-01-045-2671	Mount, Shock	1
-60	MS21045-6	96906	5310-00-982-4908	Nut, Lock, Hex., 3/8-24	
-61	613	70485	5340-00-664-5785	Bumper	4
-62	MS27183-13	96906	5310-00-087-7493	Washer, Flat, 3/8-inch	
-63	MS27183-11	96906	5310-00-809-3078	Washer, Flat, 5/16-inch	2
-64	MS51922-13	96906	5310-00-984-3807	Nut, Lock, Hex., 5/16-24	2
-65	MS35493-208	96906	5305-00-900-3276	Screw, Wood, Rd. Hd., No. 3 x ½	4

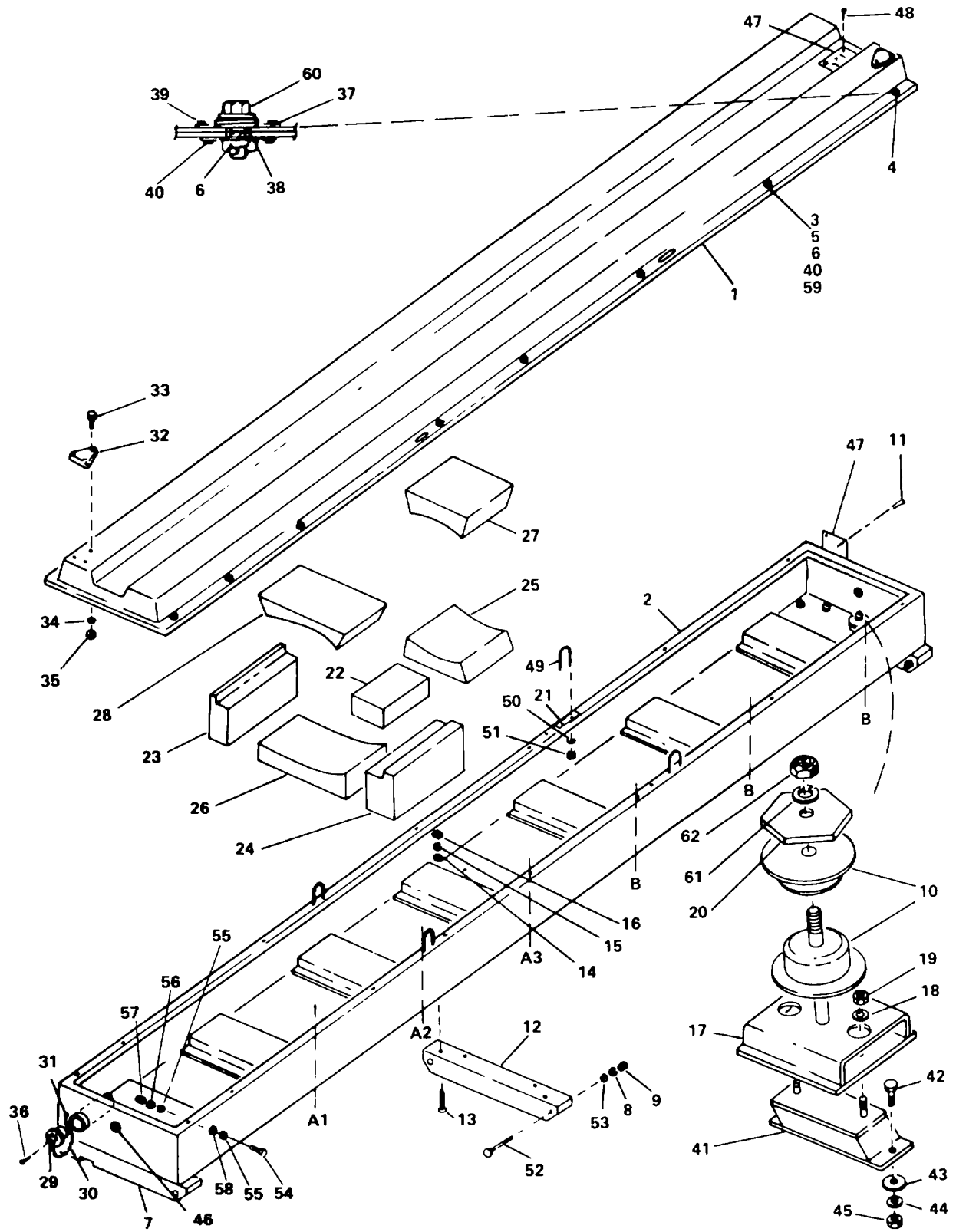


Figure C-34. Shipping and storage container, main rotor blade (204-011-250MUSC-1).

<u>Figure & Index No.</u>	<u>Part No.</u>	<u>Mfg. Code</u>	<u>National Stock No.</u>	<u>Description</u>	<u>Quantity Per Assembly</u>
34-	204-011-250MUSC-1	97499	8145-00-691-5583	Shipping and Storage Container, Main Rotor Blade (UH-1B, -1D, -1H, 48 ft blade)	
-1	204-011-250MUSC-3	97499		Cover Assembly	
-2	204-011-250MUSC-5	97499		Bottom Assembly	
-3	17C012-1	21106	5325-00-420-6128	Fastener Assembly	12
-4	17C012-2	21106	5325-00-420-6127	Fastener Assembly--Used at corners only	4
-5	17C012-5	21106	5365-00-182-3735	Pipe, Shear	12
-6	17C025	21106	8145-01-064-4444	Receptacle	16
-7	8115MNP057-1	81996	8115-01-042-5306	Skid, End	2
-8	MS35338-44	96906	5310-00-582-5965	Washer, Lock, i-inch	6
-9	MS27040-10	96906	5310-00-982-4938	Nut, Plain, Square, ¼-inch	6
-10	8115MNP095	81996	5365-00-134-3664	Spacer	2
-11	MS35493-208	96906	5305-00-900-3276	Screw, Wood, Rd. Hd., No. 3x½	4
-12	8115MNP057-2	81996	8115-01-042-5307	Skid, Center	1
-13	MS35751-77	96906	5306-00-993-6257	Bolt, Sq. Neck, 3/8-16x3	12
-14	MS27183-13	96906	5310-00-087-7493	Washer, Flat, 3/8-inch	32
-15	MS35338-46	96906	5310-00-637-9541	Washer, Lock, 3/8-inch	12
-16	MS27040-12	96906	5310-00-982-4947	Nut, Plain, Square, 3/8-16	12
-17	14D030-1	81996	8145-00-221-4972	Mount Assembly, Hub	1
-18	MS27183-13	96906	5310-00-087-7493	Washer, Flat, 3/8-inch	
-19	MS21045-6	96906	5310-00-982-4908	Nut, Lock, Hex., 3/8-24	12
-20	14D030-6	81996	5310-00-253-5949	Washer, Hub Mount	1

<u>Figure & Index No.</u>	<u>Part No.</u>	<u>Mfg. Code</u>	<u>National Stock No.</u>	<u>Description</u>	<u>Quantity Per Assembly</u>
				Cement Indices 21 thru 28 in place with Adhesive 8040-00-165-8614	
-21	8115MNP010-3	81996		Seal---Make from Sponge Rubber Sheet 9320-00-250- 1240	4
-22	204-011-250MUSC-11		97499	Cushion, Bottom---Make from Cushion Roll 8135-00-292-9800 (Centered between Stations A1 and A2, and A2 and A3)	2
-23	204-221MUSC-1	97499	8115-00-868-2710	Cushion, Molded Contour, Trailing edge side: Stations A and B--Do not cement cushion at Station A2 (Center cushion 2 inches to right of Station A3)	6
-24	204-222MPUSC-1	97499	8115-00-867-8927	Cushion, Molded Contour, Leading Edge Side: Stations A and B	0
-25	204-222MUSC-3	97499	8115-00-867-8919	Cushion, Molded Contour, Lower: Stations B	3
-26	204-222MUSC-5	97499	8115-00-867-8920	Cushion, Molded Contour, Lower: Stations A	3
-27	204-222MUSC-7	97499	8115-00-867-8921	Cushion, Molded Contour, Upper: Stations B	3
-28	204-222MUSC-9	97499	8115-00-867-8922	Cushion, Molded Contour Upper: Stations A	3
-29	8115MNP004-1	81996	8115-00-719-7480	Cover Assembly, Record Re- ceptacle (Includes chain)	1
-30	NAS1455-40-5C	80205	4010-00-262-1552	Chain, Flat Link, No. 40x5	1
-31	MS35493-224	96906	5305-00-901-2101	Screw, Wood, Rd. Hd., No. 6 x 12	1
-32	8115MNP094	81996	5120-00-177-9353	Guide, Stacking	2
-33	MS90725-8	96906	5305-00-225-3839	Bolt, Hex. Hd., ¼,-20x1	6
-34	MS27183-9	96906	5310-00-823-8804	Washer, Flat, ¼ -inch	12

<u>Figure & Index No.</u>	<u>Part No.</u>	<u>Mfg. Code</u>	<u>National Stock No.</u>	<u>Description</u>	<u>Quantity Per Assembly</u>
-35	MS51922-1	96906	5310-00-088-1251	Nut, Lock, Hex., ¼-20	6
-36	MS20470AD5-6	96906	5320-00-117-6839	Rivet, Solid, Dimpled Rd. Hd., 5/32 x 3/8	1
-37	17C012-4	21106	8145-01-054-8861	Housing--Used at corners only	4
-38	17C012-10	21106	8145-01-059-5690	Pipe, Shear--Used at corners only	4
-39	MS20426AD5-7	96906	5320-00-117-6884	Rivet, Solid, Dimpled Counter-sunk Hd., 5/32 x 7/16	8
-40	MS20426AD5-6	96906	5320-00-117-6883	Rivet, Solid, Dimpled Counter-sunk Hd., 5/32 x 3/8	32
41	93S01-15	20288	5340-00-871-4221	Mount, Shock	1
-42	MS90726-60	96906	5305-00-269-2803	Bolt, Hex. Hd., 3/8-24x1	2
-43	MS27183-17	96906	5310-00-809-5997	Washer, Flat, ½ -inch	2
-44	MS27183-13	96906	5310-00-087-7493	Washer, Flat, 3/8-inch	
-45	MS21045-6	96906	5310-00-982-4908	Nut, Lock, Hex., 3/8-24	
-46	XS99522-K2215	61864	8135-00-868-8376	Screen, Vent Plug	2
-47	8115MNP000	81996	9905-00-800-1407	Nameplate (Standard Blank)	2
-48	MS21318-15	96906	5305-00-253-5612	Screw, Drive, No. 2x¼	4
-49	NAS3106-14-14	80205	5306-00-782-1667	Bolt, U, 3/8-24, 1 3/4 leg length, 3/4 diameter	4
-50	MS27183-13	96906	5310-00-087-7493	Washer, Flat, 3/8-inch	
-51	MS21045-6	96906	5310-00-982-4908	Nut, Lock, Hex., 3/8-24	
-52	MS35751-28	96906	5306-00-728-6060	Bolt, Sq. Neck, ¼ -20x4	6
-53	MS27183-9	96906	5310-00-823-8804	Washer, Flat, ¼ -inch	
-54	MS90725-62	96906	5305-00-269-3213	Bolt, Hex. Hd., 3/8-16x1 ¼	4
-55	MS27183-13	96906	5310-00-087-7493	Washer, Flat, 3/8-inch	

<u>Figure & Index No.</u>	<u>Part No.</u>	<u>Mfg. Code</u>	<u>National Stock No.</u>	<u>Description</u>	<u>Quantity Per Assembly</u>
-56	MS35338-46	96906	5310-00-637-9541	Washer, Lock, 3/8-inch	
-57	MS51967-8	96906	5310-00-732-0558	Nut, Plain, Hex., 3/8-16	4
-58	613	70485	5340-00-664-5785	Bumper (When applicable)	4
-59	91S2-19	71286	8145-01-061-6651	Stud	12
-60	91S2-21	71286	8145-01-061-6652	Stud	4
-61	MS27183-21	96906	5310-00-823-8803	Washer, Flat, 5/8-inch	1
-62	MS51922-49	96906	5310-00-269-4040	Nut, Lock, Hex., 5/8-11	1

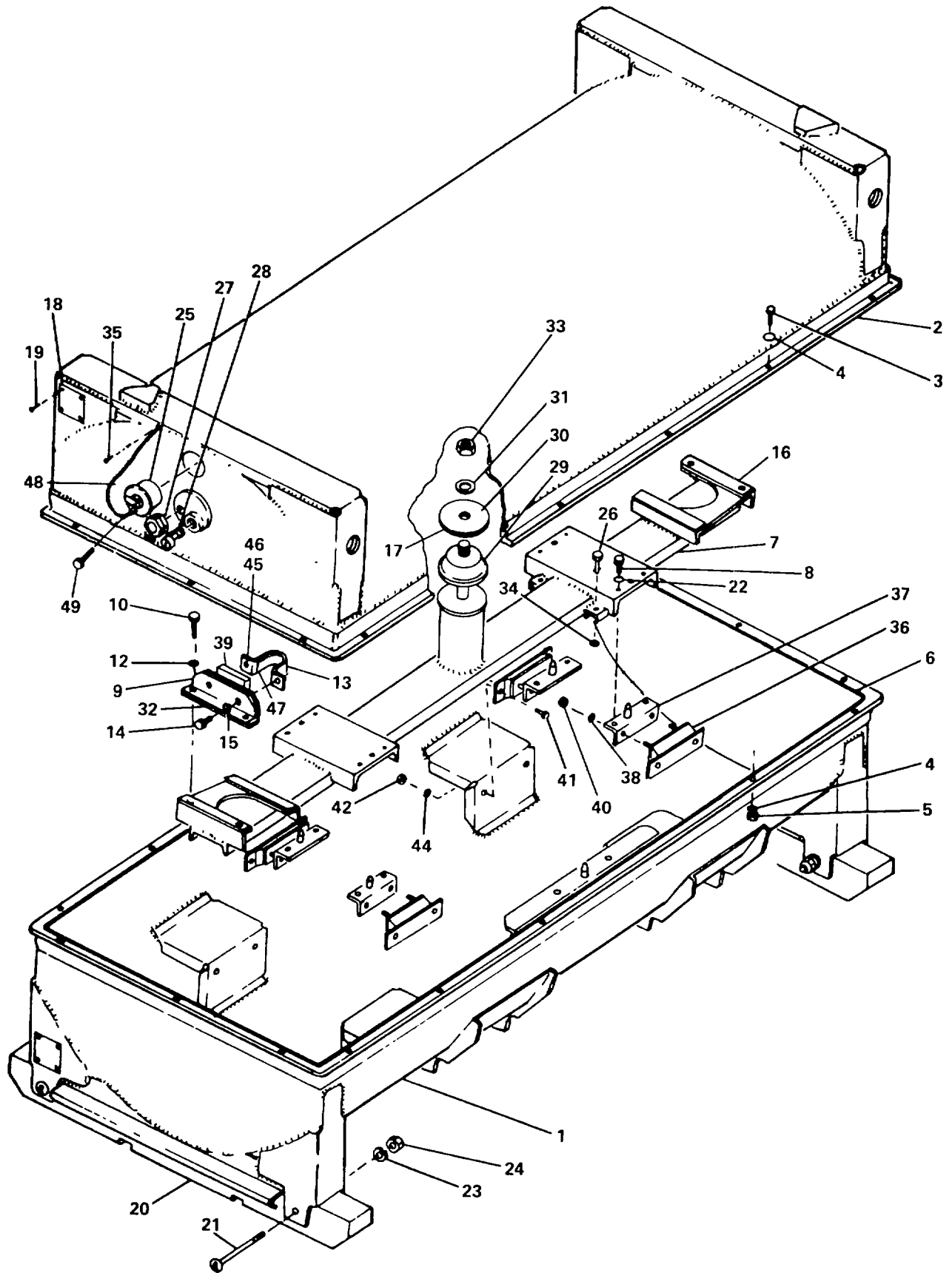


Figure C-35. Shipping and storage container, main rotor hub (8115CON019-1).

Figure & Index No.	Part No.	Mfg. Code	National Stock No.	Description	Quantity Per Assembly
	8115CON019-1	81996	8145-00-798-5245	Shipping and Storage Container, Main Rotor Hub (UH-1B, -1D, -1H)	
35-	204-011-101MUSC-1	97499			
-1	8115CON019-5	81996		Bottom Assembly	
-2	8115CON019-3	81996		Cover Assembly	
-3	MS90725-62	96906	5305-00-269-3213	Bolt, Hex. Hd., 3/8-16x1¼	18
-4	MS27183-13	96906	5310-00-087-7493	Washer, Flat, 3/8-inch	44
-5	MS51967-8	96906	5310-00-732-0558	Nut, Plain, Hex., 3/8-16	18
-6	8115MNP082-10	81996	5330-01-041-9175	Gasket, Container Closure	1
-7	8115CON019-11	81996		Frame	
-8	MS90725-60	96906	5305-00-269-3211	Bolt, Hex. Hd., 3/8-16x1	16
-9	8115CON019-35	81996	8115-00-225-5088	Angle, Clamp Assembly	2
-10	MS90725-70	96906	5305-00-269-3220	Bolt, Hex. Hd., 3/8-16 x 3	4
-12	MS35338-46	96906	5310-00-637-9541	Washer, Lock, 3/8-inch	12
-13	8115CON019-43	81996	8115-00-225-5089	Clamp Assembly	2
-14	91S2-10	71286	5325-00-913-5377	Stud	4
-15	91S3-1	71286	5310-00-726-2212	Washer, Retaining	8
				Make Indices 16 and 17 from Rubber Sheet 9320-00-241-9759 and cement in place with Adhesive 8040-00-165-8614	
-16	8115CON019-33	81996		Liner	4
-17	8115CON019-31	81996		Liner, Washer	1
-18	8115MNP000	81996	9905-00-800-1407	Nameplate (Standard Blank)	2
-19	MS21318-15	96906	5305-00-253-5612	Screw, Drive, No. 2 x ¼	8
-20	8115CON019-77	81996	8145-01-046-8565	Skid	2
-21	MS90725-50	96906	5306-00-225-8514	Bolt, Hex. Hd., 5/16-18x4½	4
-22	MS35338-46	96906	5310-00-637-9541	Washer, Lock, 3/8-inch	

Figure & Index No.	Part No.	Mfg. Code	National Stock No.	Description	Quantity Per Assembly
-23	MS35338-45	96906	5310-00-407-9566	Washer, Lock, 5/16-inch	4
-24	MS51967-5	96906	5310-00-880-7744	Nut, Plain, Hex., 5/16-18	4
-25	8115MNP004-1	81996	8115-00-719-7480	Cover Assembly, Record Receptacle (Includes Chain)	1
-26	91S2-39	71286	5325-00-913-5932	Stud	4
-27	8034636	18876	6685-00-833-1223	Indicator Assembly, Humidity	1
---	8034638	18876	6685-00-052-1865	Card, Humidity Indicator (Not illustrated)--Component of 8034636	1
-28	C13B	70587	4820-00-820-7017	Valve, Air Pressure Relief	1
-29	8115CON019-29	81996	8115-00-134-3658	Boss	1
-30	8115CON019-27	81996	5310-00-134-3927	Washer	1
-31	MS27183-21	96906	5310-00-823-8803	Washer, Flat, 5/8-inch	1
-32	8115CON019-39	81996		Pad (Component of 8115CON019-35)---Make from Rubber Sheet 9320-00-241-9758 and cement in place with Adhesive 8040-00-165-8614	2
-33	MS51922-49	96906	5310-00-269-4040	Nut, Lock, Hex., 5/8-11	1
-34	91S3-1	71286	5310-00-726-2212	Washer, Retaining	
-35	MS21318-41	96906	5305-00-253-5622	Screw, Drive, No. 8 x 3/8	1
-36	J5227-10	76005	8115-00-996-7465	Mount, Shock	4
-37	8115CON019-55	81996	8115-00-758-9296	Angle, Support Assembly	4
-38	MS27183-11	96906	5310-00-809-3078	Washer, Flat, 5/16-inch	8
-39	8115CON019-41	81996		Pad (Component of (8115CON-019-35)---Make from Rubber Sheet 9370-00-241-9758 and cement in place with Adhesive 8040-00-165-8614	2

<u>Figure & Index No.</u>	<u>Part No.</u>	<u>Mfg. Code</u>	<u>National Stock No.</u>	<u>Description</u>	<u>Quantity Per Assembly</u>
-40	MS51922-9	96906	5310-00-984-3806	Nut, Lock, Hex., 5/16-18	8
-41	MS90725-60	96906	5305-00-269-3211	Bolt, Hex. Hd., 3/8-16x1	
-42	MS51922-17	96906	5310-00-087-4652	Nut, Lock, Hex., 3/8-16	8
-44	MS27183-13	96906	5310-00-087-7493	Washer, Flat, 3/8-inch	
-45	119-18A	71286	5325-00-811-7688	Receptacle (Component of 8115CON019-43)	4
-46	MS20426A5-7	96906	5320-00-209-0639	Rivet, Solid, Plain Countersunk Hd., 5/32 x 7/16	8
-47	8115CON019-47	81996		Liner (Component of 8115CON- 019-43)---Make from Rubber Sheet 9320-00-241-9754 and cement in place with Adhesive 8040-00-165-8614	2
-48	NAF1088-2C11	88827	4010-00-055-3107	Chain, Flat Link, No.35 x 11	1
-49	MS20470AD5-6	96906	5320-00-117-6839	Rivet, Solid, Dimpled Rd. Hd., 5/32 x 3/8	1

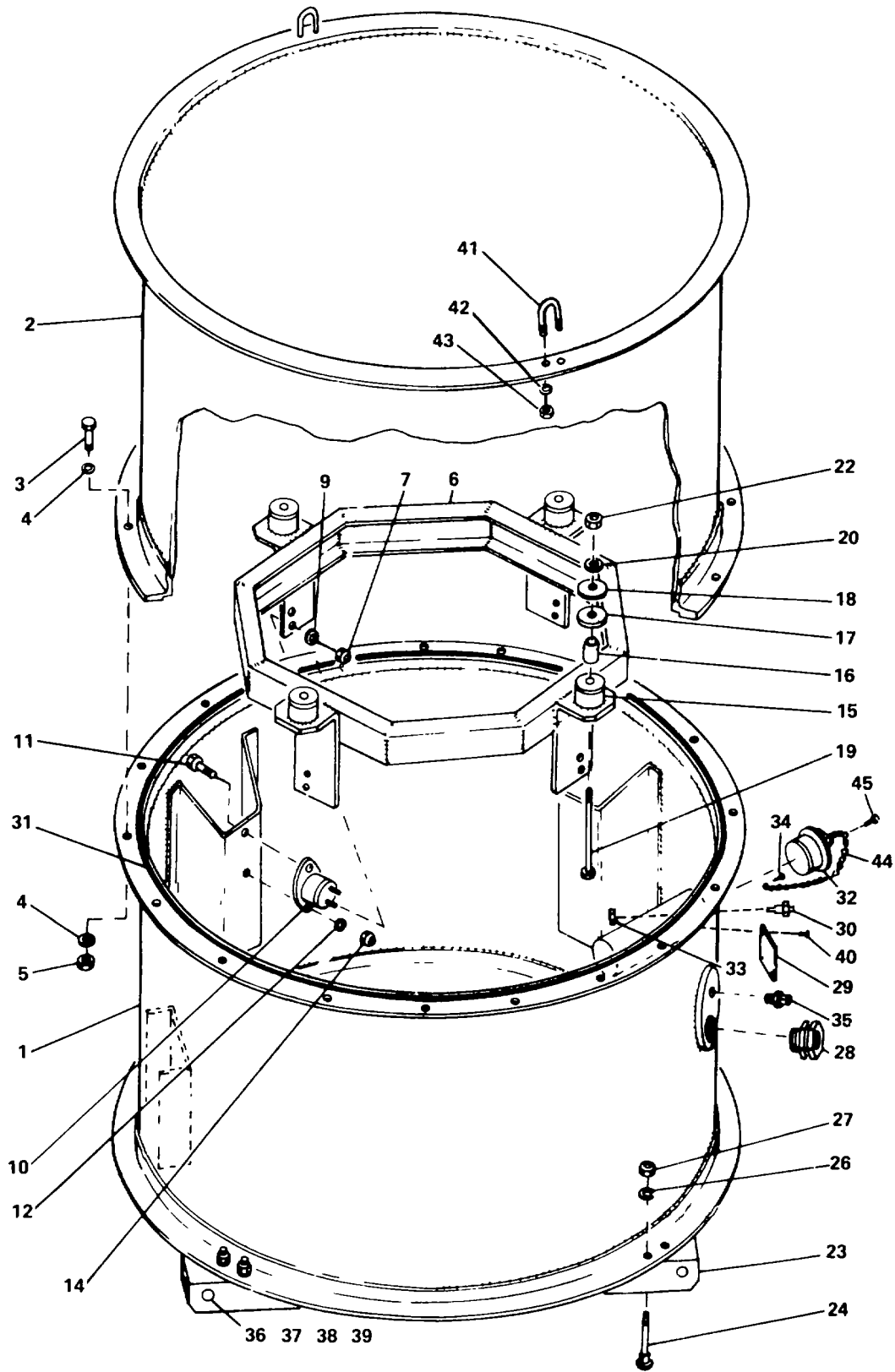


Figure C-36. Shipping and storage container, main transmission (8115CON016).

Figure & Index No.	Part No.	Mfg. Code	National Stock No.	Description	Quantity Per Assembly
36- {	8115CON016	81996	8145-00-701-9867	Shipping & Storage Container, Main Transmission (AH-1 and UH-1 Series)	
	204-030MUSC-1	97499			
-1	8115CON016-1	81996		Bottom Assembly	
-2	8115CON016-2	81996		Cover Assembly	
-3	MS90725-64	96906	5305-00-269-3214	Bolt, Hex. Hd., 3/8-16x11	15
-4	MS27183-13	96906	5310-00-087-7493	Washer, Flat, 3/8-inch	38
-5	MS51967-8	96906	5310-00-732-0558	Nut, Plain, Hex., 3/8-16	15
-6	8115CON016-3	81996		Frame	
-7	MS51922-9	96906	5310-00-984-3806	Nut, Lock, Hex., 5/16-18	8
-9	MS27183-11	96906	5310-00-809-3078	Washer, Flat, 5/16-inch	8
-10	J5294-21	76005	8115-00-861-4021	Mount, Shock	4
-11	MS90726-60	96906	5305-00-269-2803	Bolt, Hex. Hd., 3/8-24xl	8
-12	AN960-616	88044	5310-00-167-0821	Washer, Flat, 3/8-inch	8
-14	MS21045-6	96906	5310-00-982-4908	Nut, Lock, Hex., 3/8-24	12
-15	8115MNP086	81996		Boss (Part of Frame, Index No. 6)	
-16	8115MNP084-3	81996	3120-00-081-7853	Bushing	4
-17	204-036DP-1	81996	5330-00-785-1910	Spacer	4
-18	8115MNP083	81996	5310-00-856-7145	Spacer	4
-19	65-10-74	99238	5306-00-880-8697	Bolt, Hex. Hd., 5/8-11 x 7½	4
-20	MS27183-21	96906	5310-00-823-8803	Washer, Flat, 5/8-inch	4
-22	MS51922-49	96906	5310-00-269-4040	Nut, Lock, Hex., 5/8-11	4
-23	8115MNP087	81996	8145-01-045-7880	Skid	2

Figure & Index No.	Part No.	Mfg. Code	National Stock No.	Description	Quantity Per Assembly
-24	MS35751-135	96906	5306-00-177-5733	Bolt, Sq. Neck, ½-13x4	8
-26	MS35338-48	96906	5310-00-584-5272	Washer, Lock, ½-inch	8
-27	MS27040-14	96906	5310-00-982-4940	Nut, Plain, Square, ½-13	8
-28	8034636	18876	6685-00-833-1223	Indicator Assembly, Humidity	1
---	8034638	18876	6685-00-052-1865	Card, Humidity Indicator (Not illustrated)--Component of 8034636	1
-29	8115MNP000	81996	9905-00-800-1407	Nameplate (Standard Blank)	1
-30	TA338-10-05-R	08992	4820-00-251-2171	Valve, Pressure Relief, 2-way	1
-31	8115MNP082-9	81996	5330-01-041-9173	Gasket, Container Closure	1
-32	8115MNP004-1	81996	8115-00-719-7480	Cover Assembly, Record Receptacle (Includes chain)	1
-33				Nut (Included with Index Nc. 30)	
-34	MS21318-41	96906	5305-00-253-5622	Screw, Drive, No. 8x3/8	1
-35	MS20913-3S	96906	4730-00-221-2138	Plug, Pipe, Sq. Hd., 3/8-NPT	1
-36	MS35751-82	96906	5306-00-089-1422	Bolt, Sq. Neck, 3/8-16x4½	4
-37	MS27183-13	96906	5310-00-087-7493	Washer, Flat, 3/8-inch	
-38	MS35338-46	96906	5310-00-637-9541	Washer, Lock, 3/8-inch	4
-39	MS27040-12	96906	5310-00-982-4947	Nut, Plain, Square, 3/8-16	4
-40	MS21318-15	96906	5305-00-253-5612	Screw, Drive No. 2x¼	4
-41	NAS3106-14-14	80205	5306-00-782-1667	Bolt, U, 3/8-24, 1 3/4 leg length, 3/4 diameter	2
-42	MS27183-13	96906	5310-00-087-7493	Washer, Flat, 3/8-inch	
-43	MS21045-6	96906	5310-00-982-4908	Nut, Lock, Hex., 3/8-24	
-44	NAF1088-2C11	88827	5310-00-055-3107	Chain, Flat Link, No. 35x11	1
-45	MS20470AD5-6	96906	5320-00-117-6839	Rivet, Solid, Dimpled Rd. Hd., 5/32 x 3/8	1

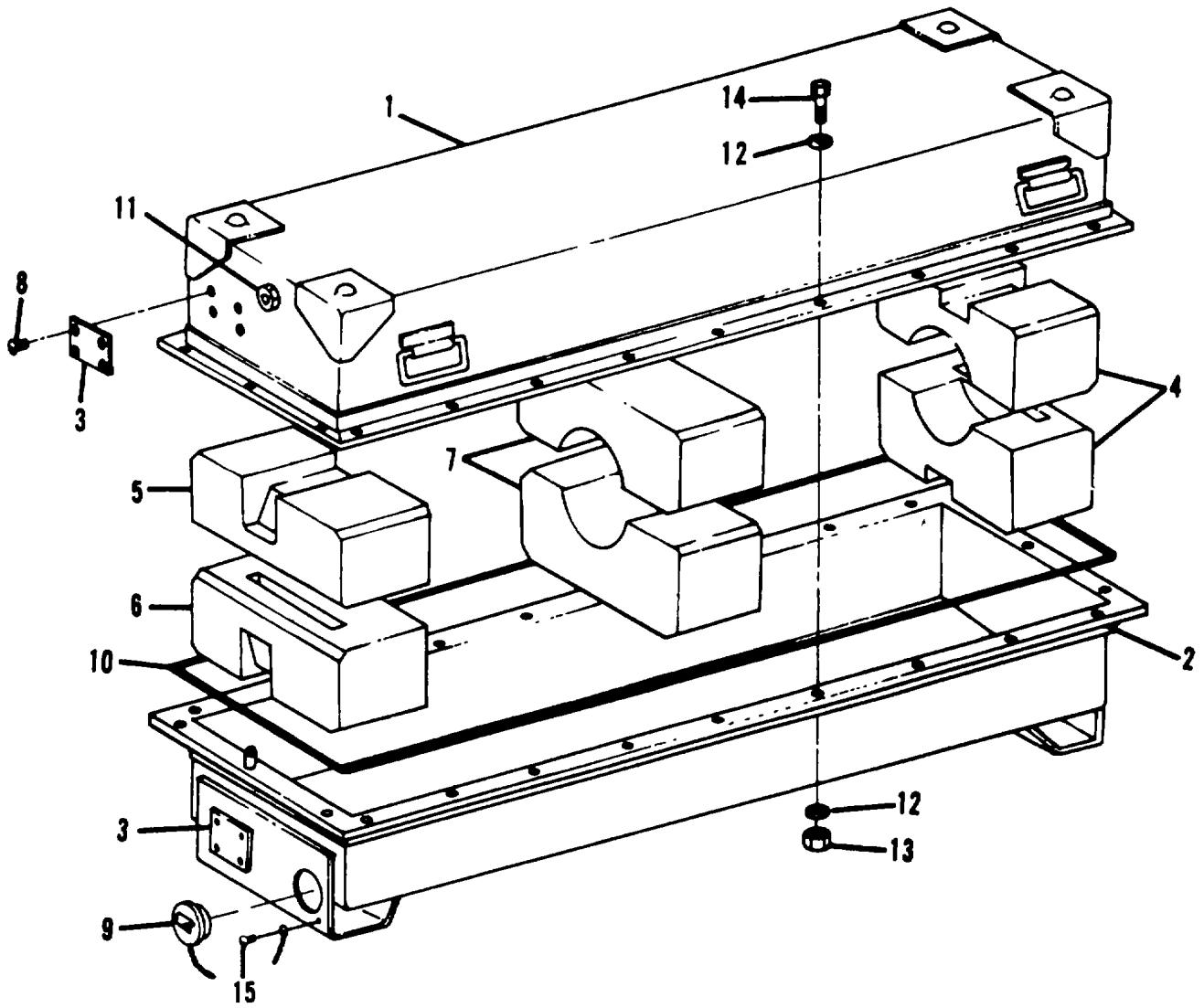


Figure C-37. Shipping and storage container, mast assembly (204-040-366MUSC-19).

Figure & Index No.	Part No.	Mfg. Code	National Stock No.	Description	Quantity Per Assembly
37- {	204-040-366-MUSC-19	97499	8145-00-083-8335	Shipping & Storage Container, Mast Assembly (AH-1 and UH-1 Series)	
	8115CON020-5	81996			
-1	204-040-366MUSC-21	97499	Cover Assembly		
-2	204-040-366MUSC-23	97499	Bottom Assembly		
-3	8115MNP000	81996	9905-00-800-1407	Nameplate (Standard Blank)	2
				Cement Indices 4, 6 and 7 in place with Adhesive 8040-00-165-8614	
-4	204-097MUSC-3	97499	8115-00-134-3659	Cushion, Molded Contour, Upper and Lower End	3
-5	204-097MUSC-1	97499	8115-00-134-3661	Cushion, Molded Contour, Upper End (Do not cement in place)	1
-6	2()4-097MUSC-3	97499	8115-00-134-3659	Cushion, Molded Contour, Lower End	
-7	204-097MUSC-5	97499	8115-00-134-3660	Cushion, Molded Contour, Upper and Lower Center	2
-8	MS21318-15	96906	5305-00-253-5612	Screw, Drive, No. 2 x ¼	8
-9	8115MNP004-1	81996	8115-00-719-7480	Cover Assembly, Record Receptacle (Includes chain)	1
-10	8115MNP090-3	81996	5330-00-089-2178	Gasket, Container Closure	1
-11	8034636	18876	6685-00-833-1223	Indicator Assembly, Humidity	1
--	8034638	18876	6685-00-052-1865	Card, Humidity Indicator (Not Illustrated--Component of 8034636)	1
-12	MS27183-9	96906	5310-00-823-8804	Washer, Flat, ¼ inch	56

<u>Figure & Index No.</u>	<u>Part No.</u>	<u>Mfg. Code</u>	<u>National Stock No.</u>	<u>Description</u>	<u>Quantity Per Assembly</u>
-13	MS51967-2	96906	5310-00-761-6882	Nut, Plain, Hex., 1/4 -20	28
-14	MS90725-8	96906	5305-00-225-3839	Bolt, Hex. Hd., 1/4-20x1	28
-15	MS21318-41	96906	5305-00-253-5622	Screw, Drive, No. 8x3/8	1

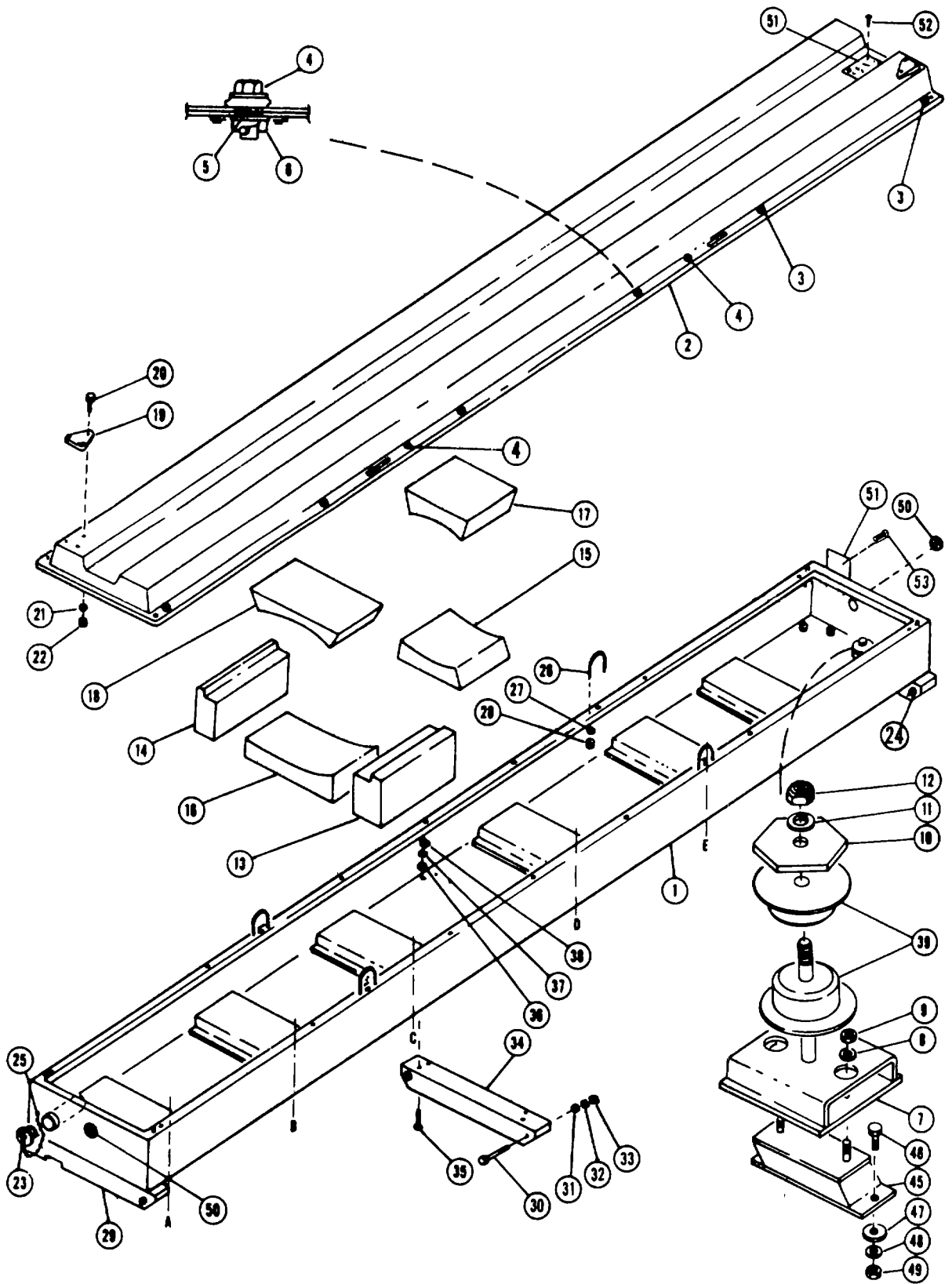


Figure C-38. Shipping and Storage container, main rotor blade (204-011-001MUSC-1).

Figure & Index No.	Part No.	Mfg. Code	National Stock No.	Description	Quantity Per Assembly
38- {	204-011-01MUSC-1	97499	8145-00-798-5244	Shipping & Storage Container, Main Rotor Blade (UH-1B Narrow Chord)	
	88115CON018-1	81996			
-1	204-011-001MUSC-5	97499		Bottom Assembly	
-2	204-011-001MUSC-7	97499		Cover Assembly	
-3	9152-7	71286	5325-00-786-4961	Stud (4 corners and next stud from either end)	8
-4	91S2-5	71286	5325-00-802-8950	Stud (Middle 4 on each side)	8
-5	91S3-1	71286	5310-00-726-2212	Washer, Retaining	16
-6	119-18A	71286	5325-00-811-7688	Receptacle (Riveted to Lower Assembly)	
-7	14D030-1	81996	8145-00-221-4972	Hub Mount Assembly	1
-8	MS27183-13	96906	5310-00-087-7493	Washer, Flat, 3/8-inch	24
-9	MS21045-6	96906	5310-00-982-4908	Nut, Lock, Hex., 3/8-24	10
-10	14D030-6	81996	5310-00-253-5949	Washer	1
-11	MS27183-21	96906	5310-00-823-8803	Washer, Flat, 5/8-inch	1
-12	MS51922-49	96906	5310-00-269-4040	Nut, Lock, lies., 5/8-11	1
-13	204-221MUSC-1	97499	8115-00-868-2710	Cushion, Molded Contour, Leading Edge Side: Stations A, B, C, D, and E	5
-14	204-222MUSC-1	97499	8115-00--867-8927	(Cushion, Molded Contour, Trailing Edge Side: Stations A, B, C, D, and E	5
-15	204-222MUSC-3	97499	8115-00-867-8919	Cushion, Molded Contour, Lower: Stations C, D and E	3
-16	204-222MUSC-5	97499	8115-00-867-8920	Cushion, Molded Contour, Lower: Stations A and B	2

<u>Figure & Index No.</u>	<u>Part No.</u>	<u>Mfg. Code</u>	<u>National Stock No.</u>	<u>Description</u>	<u>Quantity Per Assembly</u>
-17	204-222MUSC-7	97499	8115-00-867-8921	Cushion, Molded Contour, Upper: Station C, D and E.	3
-18	204-222MUSC-9	97499	8115-00-867-8922	Cushion, Molded Contour, Upper: Stations A and B	2
-19	8115MNP094	81996	5120-00-177-9353	Guide, Stacking	2
-20	MS90725-8	96906	5305-00-225-3839	Bolt, Hex. Hd., ¼-20x1	6
-21	MS27183-9	96906	5310-00-823-8804	Washer, Flat, ¼-inch	12
-22	MS51922-1	96906	5310-00-088-1251	Nut, Lock, Hex., ¼-20	6
-23	8115MNP004-1	81996	8115-00-719-7480	Cover Assembly, Record Receptacle (Includes chain)	1
-24	8115MNP057-3	81996		Skid, Hub End	1
-25	MS35493-224	96906	5305-00-901-2101	Screw, Wood, Rd. Hd., No 6 x 1/2	1
-26	NAS3106-14-14	80205	5306-00-782-1667	Bolt, U, 3/8-24, 1 3/4 leg 4 length, 3/4 diameter	
-27	MS27183-13	96906	5310-00-087-7493	Washer, Flat, 3/8-inch	
-28	MS21045-6	96906	5310-00-982-4908	Nut, Lock, Hex., 3/8-24	
-29	8115MNP057-1	81996	8115-01-042-5306	Skid, End	1
-30	MS35751-28	96906	5306-00-728-6060	Bolt, Sq. Neck, ¼-20x4	6
-31	MS27183-9	96906	5310-00-823-8804	Washer, Flat, ¼-inch	
-32	MS35338-44	96906	5310-00-582-5965	Washer, Lock ½-inch	4
-33	MS27040-10	96906	5310-00-982-4938	Nut, Plain, Sq., ¼-inch	6
-34	8115MNP057-2	81996	8115.01-042-5307	Skid, Center	1
-35	MS35751-77	96906	5306-00-993-6257	Bolt, Sq. Neck, 3/8-16x3	12

<u>Figure & Index No.</u>	<u>Part No.</u>	<u>Mfg. Code</u>	<u>National Stock No.</u>	<u>Description</u>	<u>Quantity Per Assembly</u>
-36	MS27183-13	96906	5310-00-087-7493	Washer, Flat, 3/8-inch	
-37	MS35338-46	96906	5310-00-637-9541	Washer, Lock, 3/8-inch	12
-38	MS27040-12	96906	5310-00-982-4947	Nut, Plain, Sq., 3/8-inch	12
-39	8115MNP095	81996	5365-00-134-3664	Spacer	2
-45	93S01-15	20288	5340-00-871-4221	Mount, Shock	1
-46	MS90725-62	96906	5305-00-269-3213	Bolt, Hex. lid., 3/8-16x1¼	2
-47	MS27183-17	96906	5310-00-809-5997	Washer, Flat, ½-inch	2
-48	MS27183-13	96906	5310-00-087-7493	Washer, Flat, 3/8-inch	
-49	MS51922-17	96906	5310-00-087-4652	Nut, Lock, Hex., 3/8-16	2
-50	XS99522-K2215	61864	8135-00-868-8376	Screen, Vent Plug	2
-51	8115MNP000	81996	9905-00-800-1407	Nameplate (Standard Blank)	2
-52	MS21318-15	96906	5305-00-253-5612	Screw, Drive, No. 2x¼ (On lid only)	4
-53	MS35493-208	96906	5305-00-900-3276	Screw, Wood, Rd. Hd., No. 4 3x½ (On box end only)	

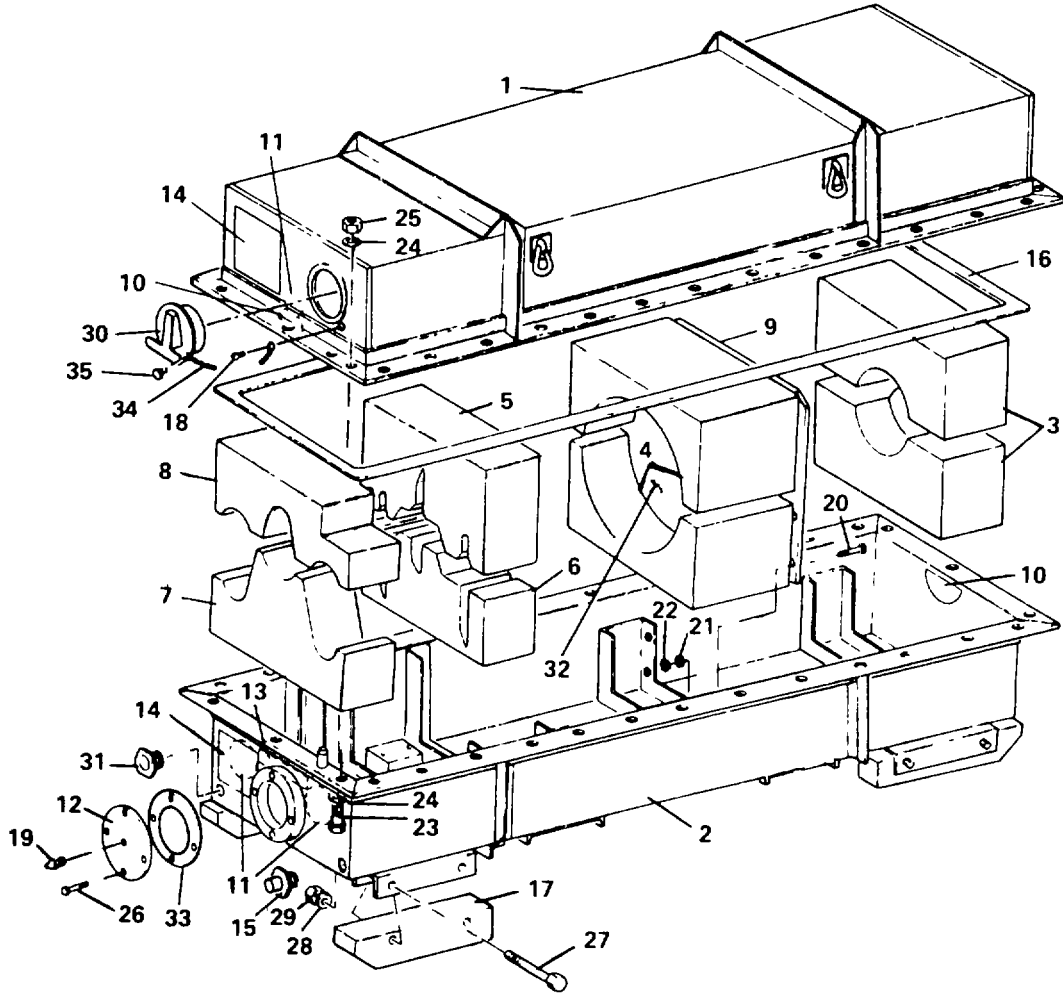


Figure C-39. Shipping and storage container, propeller (8115(CON039).

Figure & Index No.	Part No.	Mfg. Code	National Stock No.	Description	Quantity Per Assembly
39-	8115CON039	81996	8145-00-119-4009	Shipping & Storage Container, Propeller (OV-1 and U-1 Series)	
-1	2-12981	94231		Cover Assembly	
-2	2-12986	94231		Bottom Assembly	
				Cement Indices 3 thru 6 in place with Adhesive 8040-00-165-8614	
-3	3-12974-1	94231	8135-00-419-5945	Cushion, Molded Contour	2
-4	3-12974-3	94231	8135-00-419-5946	Cushion, Molded Contour	2
-5	3-12974-5	94231	8135-00-419-5949	Cushion, Molded Contour	1
-6	3-12974-7	94231	8135-00-419-5948	Cushion, Molded Contour	1
-7	3-12974-9	94231	8135-00-419-5947	Cushion, Molded Contour	1
-8	3-12974-11	94231	8135-00-483-1254	Cushion, Molded Contour	1
-9	2-13145	94231		Divider---Make from Plywood 5530-00-618-6956 and Rubber Sheet 9320-00-241-9759	1
				Make Indices 10 and 11 from Rubber Sheet 9320-00-241-9759 and cement in place with Adhesive 8040-00-165-8614	
-10	3-13146-9	94231		Pad	2
-11	3-13146-11	94231		Pad	3
---	3-13146-13	94231		Pad (Stored in parts box)--- Make from Rubber Sheet 9320-00-241-9761	3
-12	2-13148	94231	8145-00-415-6375	Cover Assembly, Service Receptacle	
-13	3-13146-15	94231		Pad---Make from Rubber Sheet 9320-00-241-9759 and cement in place with Adhesive 8040-00-165-8614	1
-L4	3-12991	94231	9905-00-483-1255	Nameplate	2
-15	TA330-10-25R	01347	4820-00-444-1596	Valve, Pressure Relief, 2-way	1
-16	3-13152-3	94231	5330-01-041-6875	Gasket, Container Closure	1

<u>Figure & Index No.</u>	<u>Part No.</u>	<u>Mfg. Code</u>	<u>National Stock No.</u>	<u>Description</u>	<u>Quantity Per Assembly</u>
-17	3-12983-1	94231	8115-01-042-5305	Skid	4
-18	MS21318-41	96906	5305-00-253-5622	Screw, Drive, No. 8 x 3/8	1
-19	MS20913-1S	96906	4730-00-221-2136	Plug, Pipe, Sq. Hd., 1/8-NPT	1
-20	MS90725-8	96906	5305-00-225-3839	Bolt, Hex. Hd., 1/4-20x1	4
-21	MS27183-9	96906	5310-00-823-8804	Washer, Flat, k-inch	4
-22	MS51922-I	96906	5310-00-088-1251	Nut, Lock, Hex., 1/4-20	4
-23	MS90725-62	96906	5305-00-269-3213	Bolt, Hex. Hd., 3/8-16x1 1/4	32
-24	MS27183-13	96906	5310-00-087-7493	Washer, Flat, 3/8-inch	64
-25	MS51967-8	96906	5310-00-732-0558	Nut, Plain, Hex., 3/8-16	32
-26	MS90725-31	96906	5306-00-225-8496	Bolt, Hex. Hd., 5/16-18x5/8	4
-27	MS90725-125	96906	5305-00-071-1778	Bolt, Hex. Hd., 1/2-13x4 1/2	8
-28	MS35338-48	96906	5310-00-584-4272	Washer, Lock, 1/2-inch	8
-29	MS51967-14	96906	5310-00-768-0318	Nut, Plain, Hex., 1/2-13	8
-30	8115MNP097	81996	8115-00-836-9955	Cover Assembly, Record Recep- tacle (Includes chain)	
-31	8034636	18876	6685-00-833-1223	Indicator Assembly, Humidity	1
---	8034638	18876	6685-00-052-1865	Card, Humidity Indicator (Not Illustrated)---Component of 8034636	1
				Make Part Nos. 3-13145-5 and -7 from Rubber Sheet 9320-00- 241-9759 and cement in place with Adhesive 8040-00-165-8614	

<u>Figure & Index No.</u>	<u>Part No.</u>	<u>Mfg. Code</u>	<u>National Stock No.</u>	<u>Description</u>	<u>Quantity Per Assembly</u>
-32	3-13145-5	94231		Pad (Component of 2-13145)	1
---	3-13145-7	94231		Pad (Component of 2-13145)-- Not illustrated. Centered on opposite side of 3-13145-5	1
-33	3-13148-3	94231		Gasket, Service Receptacle Cover (Component of 2-13148) ---Make from Rubber Sheet 9320-00-241-9754 and cement in place with Adhesive 8040-00 165-8614	1
-34	NAS1455-40-5C	80205	4010-00-262-1552	Chain, Flat Link, No. 40x5	1
-35	MS20470AD4-6	96906	5320-00-117-6828	Rivet, Solid, Dimpled Rd. Hd., 1/8 x 3/8	1

APPENDIX D

BULK MATERIALS LIST

<u>National Stock No.</u>	<u>Part No.</u>	<u>FSCM</u>	<u>Description</u>	<u>Unit of Issue</u>
4720-00-933-1240	MIL-R-6855, Class 3, Grade 60	81349	Rubber Tubing, ¼ID x ½ x 12 inches lg.	FT
5340-01-0.56-3063	MS35825-9A	96906	Butt Hinge, Contin- uous, 1/16 x 1 1/16 x 84 inches lg., 1/8 Dia. hinge pin	EA
5530-00-618-6956	NN-P-530, Type 2	81348	Plywood Sheathing, 3/8 x 48 x 96 inches lg.	EA
8040-00-165-8614	EC1357	76381	Adhesive, General Purpose, 1 quart can	QT
8135-00-292-9800	PPP-C-1120, Type 4, Class A	81348	Cushioning Material, Bound Fiber, 1 x 36 x 100 inches lg.	RO
9320-00-057-9820	RU360-4-4	81755	Rubber Sheet, Solid, 1/16 x 36 x 36 inches lg.	SH
9320-00-143-8600	MIL-R-6855, Class 2, Grade 60	81349	Rubber Sheet, Solid, 5/8 x 3 x 9 inches lg.	EA
9320-00-202-1463	MIL-R-6855, Class 2, Grade 80	81349	Rubber Sheet, Solid, 3/8 x 36 x 36 inches lg.	SH
9320-00-241-9754	8635984	19200	Rubber Sheet, Solid, 1/16 x 36 x 36 inches lg.	SF
9320-00-241-9758	8635981	19200	Rubber Sheet, Solid, 1/8 x 24 x 36 inches lg.	SH
9320-00-241-9759	8635980	19200	Rubber Sheet, Solid, 1/8 x 36 x 36 inches lg.	SH
9320-00-241-9761	8636067	19200	Rubber Sheet, Solid, 3/16 x 36 x 36 inches lg.	SH

<u>National Stock No.</u>	<u>Part No.</u>	<u>FSCM</u>	<u>Description</u>	<u>Unit of Issue</u>
9320-00-241-9762	8635977	19200	Rubber Sheet, Solid 1/4 x 36 x 36 inches lg.	SH
9320-00-241-9763	8635976	19200	Rubber Sheet, Solid 1/4 x 36 x 36 inches lg.	SH
9320-00-241-9767	MIL-R-6855, Class 2, Grade 60	81349	Rubber Sheet, Solid, 3/4 x 36 x 36 inches lg.	SH
9320-00-244-7046	8636026	19200	Rubber Sheet, Cellular 1/2 x 36 x 36 inches lg.	SH
9320-00-250-1240	MIL-R-5001, Grade A, Type 2, Class Firm	81349	Rubber Sheet, Cellular 1/8 x 36 x 36 inches lg.	SH
9320-00-901-4278	MIL-C-3133	81349	Rubber Sheet, Cellular 3/4 x 36 x 36 inches lg.	SH

APPENDIX E

PART NUMBER INDEX

<u>Part No.</u>	<u>Figure & Index No.</u>	<u>Part No.</u>	<u>Figure & Index No.</u>
AE6780A	3-25	BE15041	3-9
AE6783A	3-23	BE15055	3-39
AE6863	3-29	BE15329	3-8
AE6865	3-31	C13B	1-26, 2-27, 3-28, 6-20, 7-47, 30-9, 31-10, 35-28
AE6886	3-22	C13C	9-37, 10-16
AE6955	3-30	D7500-12-B-4	8-7
AE6981A	3-18	GB100	3-
AE6989	3-35	J2343-4	3-43
AE7122	3-32	J3424-21	30-4
AN121817	7-3	J3424-80	5-18
AN24-10	26-41	J5227-10	9-34, 10-18, 13-57, 17-13, 31-9, 35-36
AN5-36A	22-53	J5227-21	16-11
AN933-6	1-42	J5227-40	14-39
AN960-616	36-12	J5294-21	36-10
AN970-6	32-33	J5294-33	7-19
AN975-4	22-16	J5294-2	22-
BB15075	3-1	J5294-5	1-6, 12-26, 21-10, 22-13
BB15083	3-7	J5366-1	2-34
BC10456	3-47	J5366-4	15-11
BE10815	3-51, 3-52		

<u>Part No.</u>	<u>Figure & Index No.</u>	<u>Part No.</u>	<u>Figure & Index No.</u>
J5735-113	4-15	MS17830-10C	33-57
J5864-54	19-16, 20-10, 25-18	MS17985-823	26-26
J6332-2	24-26	MS20364-1614A	24-60
J8350-4	6-18	MS20392-4C37	5-25
J8350-8	6-19	MS20392-5C37	7-9
KB747-001-1	33-	MS20392-9C43	7-13
KB747-001-2	33-1	MS20426AD4-6	20-28, 26-66, 26-69
KB747-001-20	33-4	MS20426AD4-7	6--52, 30-35
KB747-001-21	33-5	MS20426AD5-6	13-68, 29-43, 32-23, 33-20, 34-40
KB747-001-3	33-2	MS20426AD5-7	13-67, 29-42, 32-52, 33-15, 34-39
KB747-001-4	33-3	MS20426A5-7	30-42, 31-49, 35-46
KB747-001-40	33-30	MS20427-3C5	4-
KB747-001-41	33-31	MS20470AD4-6	11-18, 12-31, 16-18, 17-26,24-92, 39-35
KB747-001-42	33-32	MS20470AD4-9	20-35
KB747-001-43	33-33	MS20470AD5-6	26-68, 29-39, 30-44, 31-48, 34-36, 35-49, 36-45
KB747-001-44	33-34	MS20470AD6-8	23-61
KB747-001-45			
K8747-001-46	33-36	MS20470A6-6	13-61, 14-50, 15-29, 21-32, 22-62, 23-59, 25-34, 27-59, 32-50, 33-21
KU747-001-47	33-37		
KB747-001-48	33-38		
K8747-001-49	33-39	MS20913-1S	4-20, 11-27, 12-3, 14-44, 15-16, 16-29, 17-15, 19-19, 21-20, 22-25, 25-24, 27-27, 39-19
KB747-001-50	33-40		
MS16998-47	22-57		

<u>Part No.</u>	<u>Figure & Index No.</u>	<u>Part No.</u>	<u>Figure & Index No.</u>
MS20913-3S	36-35	MS21318-29	3-38
MS20913-6S	2-15, 4-21, 5-47, 7-31, 8-16, 9-58, 10-23, 19-41, 220, 25-29, 27-26	MS21318-41	9-47, 10-29, 11-22, 12-30, 16-12, 17-37, 24-70, 26-57, 30-40, 31-47, 35-35, 36-34, 37-15, 39-18,
MS21044N4	5-43	MS21318-43	27-16
MS21044N5	5-34, 5-44, 5-46	MS21318-52	4-11, 20-66
MS21044N6	4-17	MS24665-283	5-26
MS21045-6	1-5, 1-46, 2-36 3-45, 6-9, 6-39 10-40, 14-33, 23-14, 24-76, 29-22, 32-38, 32-42, 33-44, 33-60, 34-19, 34-45, 34-51, 36-14, 36-43, 38-9, 38-28	MS24665-285	7-5
		MS24665-302	24-68
		MS24665-372	7-11
		MS24693PC317	7-18
MS21060L5K	6-51, 26-65	MS27040-10	12-10, 13-30, 13-50, 15-32, 16-25, 22-31, 23-20, 23-24, 23-57, 26-11, 26-16, 26-56, 29-33, 32-25, 33-51, 34-9, 38-33
MS21083N5	6-35		
MS21083N8	20-21, 25-22		
MS21318-15	1-3, 2-3, 3-5, 4-22, 5-7, 6-11, 7-30, 7-52, 9-22, 10-25, 10-27, 11-15, 12-5, 13-45, 14-45, 15-15, 16-35, 17-14, 19-40, 20-22, 21-19, 22-23, 23-15, 23-17, 24-67, 25-41, 26-18, 26-38, 27-21, 29-25, 30-27, 31-20, 32-13, 33-56, 34-48, 35-19, 36-40, 37-8, 38-52	MS27040-12	1-41, 2-11, 12-14, 13-34, 13-56, 15-41, 16-17, 17-23, 22-27, 23-26, 23-42, 23-44, 23-46, 24-73, 26-47, 26-52, 29-34, 32-35, 33-55, 34-16, 36-39, 38-38
		MS27040-14	1-39, 2-14, 4-30, 4-33, 9-50, 19-49, 24-39, 27-55, 36-27
MS21318-23	13-58, 14-48, 15-38, 21-27, 22-48, 23-18, 25-20, 27-61, 32-48, 33-24	MS27040-15	3-11, 3-15,
MS21318-27	2-20		

<u>Part No.</u>	<u>Figure & Index No.</u>	<u>Part No.</u>	<u>Figure & Index No.</u>
MS27183-11	1-56, 5-33, 5-35, 5-37, 5-56, 5-59, 6-15, 6-43, 7-16, 7-26, 9-56, 9-57, 10-26, 10-32, 12-20, 13-41, 16-33, 17-25, 21-16, 21-24, 21-31, 22-18, 22-20, 22-42, 22-54, 25-26, 26-21, 31-27, 33-63, 35-38, 36-9	MS27183-17	1-59, 2-49, 2-54, 2-55, 3-13, 4-31, 4-37, 443 8-13, 8-24, 9-17. 11-24. 14-24. 14-26. 14-28, 14-30. 15-26, 15-42, 16-22, 17-27, 17-39, 19-30. 19-45, 20-19, 20-24, 20-25. 22-43, 24-48. 24-50 24-72, 24-75, 24-77, 24-88, 24-90, 25-43, 25-71, 26-58, 27-14, 27-25, 27-31. 27-34, 27-35, 33-42, 34-43, 3847 9-8, 9-16, 9-52, 9-54.10-36, 10-42, 10-47
MS27183-13	1-55, 1-60, 1-61-2-52, 2-53, 2-56, 3-46, 4-19, 4-23, 4-41, 5-60, 6-17, 6-41, 7-4, 7-23, 8-5 10-39, 11-8, 12-8, 12-23, 13-9, 13-36, 13-52, 13-54, 14-16, 14-18, 14-20, 15-43, 15-45, 15-48, 113, 16-38, 17-19, 17-32, 17-34, 20-23, 21-5, 22-5, 23-35, 23-47, 23-49, 23-51, 23-53, 23-65, 24-45, 24-47, 24-80, 25-47, 25-70, 26-45, 26-50, 26-72, 27-30, 27-54, 29-28, 29-36, 29-45, 30-17, 30-38, 31-30, 31-37, 31-41, 31-45, 32-32, 32-37, 32-39, 32-43, 32-55, 33-27, 33-43, 33-53, 33-62, 34-14, 34-18, 34-44, 34-50, 34-55, 35-4, 35-44, 36-4, 36-37, 36-42, 38-8, 38-27, 38-36, 38-48, 39-24	MS27183-18	3-50, 4-35, 7-12, 9-23A. 13-26, 15-49, 16-30, 19-37, 20-36, 20-38. 25-37 25-58, 25-60, 25-65, 30-18, 32-46, 33-58, 3461, 35-31, 36-20, 38-11
		MS27183-21	14-31 19-31, 19-57
		MS27183-23	24-62, 27-20
		MS27183-27	2-19
		MS27183-5	4-12, 27-15
		MS27183-7	3-2, 5-36, 12-11, 13-32, 13-48, 13-51, 15-24, 16-27. 22-19, 22-1, 22-58, 23-22, 23-32, 23-36, 23-55, 24-29, 24-44, 24-46, 26-9, 26-14, 26-54, 26-59, 26-60, 26-63, 29-27, 29-35, 32-27, 32-41, 33-46, 33-49, 34-34, 34-53, 37-12, 38-21, 38-31, 39-21
		MS27183-9	
MS27183-15	24-66		

<u>Part No.</u>	<u>Figure & Index No.</u>	<u>Part No.</u>	<u>Figure & Index No.</u>
MS27683-60	18-2	MS35338--8	1-38, 2-13, 3-26, 4-29, 4-32, 5--40, 5-42, 7-45, 8-27, 9-53, 10-21, 11-25, 14-29, 19-27, 19-48.
MS27683-66	28-2		19-50, 19-52, 19-55, 19-56, 2031, 2033, 24-53, 24-65, 25-42, 27-56, 27-58, 30-20, 36-26, 39-28
MS27683-80	186		3-12, 3-16, 9-25, 13-43, 20-34, 25-31
MS27683-86	28-7	MS35338-50	
MS27683-90	18-3		
MS27683-96	28-3	MS35338-51	20-37, 25-33
MS29561-347	7-49	MS35340-48	1-52, 1-54
MS29561-437	5-24, 7-42, 19-12	MS35425-4 1	19-43
MS35335-42	24-4	MS35425-42	24-99
MS35338-44	1-58, 2-50, 3-21. 3-34, 3-37, 5-38, 6-13, 8-14, 12-12, 13-31, 13-49, 15-28, 16-25, 21-13, 22-17, 22-32, 22-59, 23-19. 23-23, 23-56, 26-10, 26-15, 26-55, 29-29, 30-25, 32-26, 33-50, 34-8, 38-32	MS35426-16	9-43, 10-48
		MS35493-208	13-44, 29-26, 32-14, 33-65, 34-11, 38-53
		MS35493-224	29-37, 34-31, 38-25
		MS35751-131	4-34, 9-51
MS35338-45	6-14, 7-34, 7-53, 19-58, 24-79, 35-23,	MS35751-135	
MS35338-46	1-28 1-57, 2-47, 2-51, 4-25, 5-39, 5-4 1, 7-37, 7-40, 9-XX, 10-14, 11-9, 11-12, 1X-XX, 13-10, 13-35, 1X-XX, 15-25, 15-40. 16-19, 1X-XX, 17-31, 19-26, 1X-XX, 20-32, 22-29, 2X-XX, 23-48, 23-50, 2X-XX, 23-66, 24-54, 2X-XX, 25-27, 26-46, 2X-XX, 26-73, 27-23, 2X-XX, 30-39, 31-12, 31-XX, 31-35, 32-36, 32-XX, 33-28, 33-54, 34-XX, 34-56, 35-12, 35-22, 36-38, 38-37,	MS35751-136	1-37, 2-12, 19-35, 27-36
		MS35751-162	3-10,
		MS35751-165	3-14
		MS35751-17	26-8.26-13
		MS35751-202	15-17, 22-30
		MS35751-25	26-53
		MS35751-28	12-9, 13-28, 23-21, 29-31, 32-24, 33-48, 34-52, 3830
		MS35751-29	16-24

<u>Part No.</u>	<u>Figure & Index No.</u>	<u>Part No.</u>	<u>Figure & Index No.</u>
MS35751-30	13-29, 23-54, 23-58	MS51922-49	39, 15-35, -115, 30-33, 31-29, 32-44, 34-62, 35-33, 36-22, 38-12
MS35751-77	133, 13-53, 23-41, 23-43, 23-45, 26-44, 26-49, 29-32, 32-34, 33-52, 34-13, 38-35	MS51922-5	26-27, 26-42, 26-64, 29-21, 3347
MS35751-79	2-10, 17-20, 17-33	MS51922-53	4-38, 13-27, 20-41, 20-43, 25-28, 25-36, 25-55, 25-57
MS35751-81	1-40, 12-13, 15-18 22-26, 23-40	MS51922-57	14-34, 19-46, 19-53
MS35751-82	11-7, 16-16, 36-36	MS51922-76	27-11
MS3575186	24-31	MS51922-9	1-8, 9-6, 9-36, 10-33, 12-18, 13-40, 16-31, 17-24, 21-17, 21-25, 21-28, 22-22, 22-24, 22-38, 25-23, 27-32, 31-26, 35-40, 36-7
MS5922-1	3-41, 13-47, 22-39, 23-33, 2641, 24-42, 24-43. 332-47, 335, 38-22, 39-22	MS51967-14	1--35, 2-5, 3-3, 5-49, 7-44, 9-4, 10-22, 10-24, 11-26, 14-22, 14-647, 16-21, 19-32, 24-37, 254, 27-33, 39-29
MS51922-13	5-51, 5-57, 7-15, 7-25, 10-31, 3364	MS51967-2	1-14, 2-23, 3-20, 6-24, 8-15, 21-14, 22-15 30-24, 37-13
MS51922-17	2-39, 4-26, 4-42, 12-22, 13-38. 14-17, 14-19, 15-33, 15-37, 16-23, 16-40, 17-28, 20-29, 24-89, 25-69, 27-51, 29-47, 30-37, 31-44, 32-3 1, 35-42, 3849	MS51967-20	9-26, 19-38
MS51922-33	4-44, 8-21, 8-25, 14-21, 14-23, 14-25, 17-22, 17-38, 19-29, 22-40	MS51967-5	6-25.7-33, 11-4, 35-24
MS51967-8	1-12, 2-26, 5-, 5-48,		5-50.7-22.7-36, 7-39
MS51922-37	2-42, 2-46, 9-14, 9-20, 9-30, 10-37, 1043, 10-46, 15-34, 15-36, 19-39, 20-40, 24-34, 24-36, 24-38, 2-440, 24-86, 25-39, 26-24, 27-13 27-17, 2747, 27-49		8-6, 11-10, 11-13, 12-7, 13-11, 15-47, 17-17, 17-35, 18-8, 19-28, 19-51, 21-7, 22-7, 23-67, 24-96 25-46, 25-66, 26-74, 27-22, 28-9, 30-16, 31-21 31-33, 32-58.33-29, 34-57, 35-5, 36-5, 39-25

<u>Part No.</u>	<u>Figure & Index No.</u>	<u>Part No.</u>	<u>Figure & Index No.</u>
MS51968-14	4-40, 20-42, 20-44, 20-46	MS90725-192	19-34
MS51968-2	5-45, 22-60	MS90725-197	19-22
MS51968-23	20-45	MS90725-24	8-12, 21-11, 30-23
MS51968-5	6-16	MS90725-31	39-26
MS51968-8	4-16, 20-39	MS90725-32	6-26
MS87006-3	6-23, 6-29, 6-45	MS90725-33	7-32
MS90725-10	3-19, 13-46	MS90725-34	22-21
MS90725-106	5-31	MS90725-5	3-33
MS90725-107	19-33	MS90725-50	11-5, 35-21
MS90725-109	1-51, 19-23	MS90725-6	3-36, 3-40, 9-39, 10-28, 24-35
MS90725-111	1-53, 3-2, 19-20, 19-54	MS90725-60	1-20, 2-25, 5-30, 7-35, 19-24, 35-8, 35-41
MS90725-113	1-30, 2-4, 9-3, 16-20	MS90725-61	31-46
MS90725-114	10-34, 14-35, 19-25, 24-28, 27-28	MS90725-62	4-24, 7-21, 12-6, 13-8, 13-37, 17-16, 23-64, 24-32, 25-25, 25-53, 26-71, 27-24, 27-53, 29-44, 31-17, 32-30, 32-54, 33-26, 34-54, 35-3, 38-46, 39-23
MS90725-116	8-23, 8-28		
MS90725-117	5-, 8-26, 10-20		
MS90725-125	39-27		
MS90725-64	5-5, 8-4, 15-19, 21-4,		
MS90725-127	14-37		22-4, 31-18, 36-3,
MS90725-128	19-21, 25-45	MS90725-65	25-48
MS90725-13	1-44	MS90725-66	30-14, 30-36, 31-19
MS90725-15	24-33	MS90725-70	35-10
MS90725-164	19-36	MS90725-71	18-7, 28-8
MS90725-172	9-23		
MS90725-175	3-48	MS90725-76	31-16
		MS90725-77	11-11

<u>Part No.</u>	<u>Figure & Index No.</u>	<u>Part No.</u>	<u>Figure & Index No.</u>
MS90725-8	1-22, 2-22, 22-14, 23-31, 32-40, 34-33, 37-14, 38-20, 39-20	MS90726-60	1-7, 34-42, 36-11
		MS90726-61	33-41
MS90726-108	27-19	MS90726-62	1-4, 1-47, 3-44, 4-18,
MS90726-11	26-407	MS90726-65	9-42, 10-12
MS90726-111	2-41, 9-13, 9-19, 9-29, 27-18, 27-48, 27-50	MS90726-71	10-38
		MS90726-8	33-45
MS90726-112	20-48, 20-50	MS90726-9	26-62, 29-24
MS90726-113	4-39, 25-40	MS90727-107	24-27
MS90726-114	2-45, 20-49	MS90727-111	15-21
MS90726-119	26-23	MS90727-113	24-69, 24-71, 24-87
MS90726-125	10-44	MS90727-125	15-22
MS90726-126	10-35		
MS90726-128	20-51	MS90727-18	5-27
MS90726-162	4-36, 20-52, 20-54, 25-30	MS90727-34	5-28, 5-52, 5-55, 5-58
MS90726-163	20-53	MS90727-39	5-29
MS90726-164	25-38, 25-59, 25-61, 25-63	MS90727-60	15-20
MS90726-196	25-35	MS90727-65	24-74
MS90726-201	20-55	MS90728-104	30-15
MS90726-33	6-10, 10-30	MS90728-113	14-38
MS90726-34	9-35	MS90728-174	15-23
MS90726-37	26-20	MS90728-34	21-15
MS90726-58	2-35	MS90728-60	12-21, 14-36, 17-21
		MS90728-62	16-34, 16-39

<u>Part No.</u>	<u>Figure & Index No.</u>	<u>Part No.</u>	<u>Figure & Index No.</u>
MS90728-68	30-22	PK343	7-50
MS90728-8	22-37	PK346	7-41
MS9520-10	7-14	PK348	7-38
MS9520-12	7-24	PK487	7-2
M70FS420-6C	25-19	PK488	7-6
NAF1088-2C11	17--18, 30-43, 31-34, 35-48, 36-44	PK495	7-8
NAS1042-10	20-60, 25-72, 27-29	PK497	7-10
NAS1042-12	24-25, 24-91	PK498	7-7
NAS1053-08-13	11-23	PK749	7-17
NAS1090-1	6-28, 6-44, 6-48	PK926	7-
NAS1099-8	24-58	PK979	7-46
NAS1455-2-10C	6-31, 6-42, 6-46	PK980	7-43
NAS1455-40-5C	L-24, 2-18, 11-17, L2-32, 16-32, 24-97, 26-67, 29-38, 34-30, 39-34	SBX54A103	28-
NAS1455-50-5C	4-13, 20-30	SBX54A103-1	28-1
NAS3106-14-14	23-39, 29-23, 32-29, 33-9, 34-49, 36-41, 38-26	SBX54A103-2	28-4
NAS3108-13-18	14-8	SBX54A103-3	28-5
NAS3110-18-20	13-25	SC-VA-028	13-
NAS577-8A	27-40	SK1118-2-1	1-
PK333	7-51	SK11190	1-1
PK336	7-1	SK11191-27	1-11
PK341	7-20	SK11191-5	1-36
		SK11194	2-16
		SK11195-1	1-
		SK11195-2	1-
		SK11197	1-31
		SK11199	1-21, 2-21

<u>Part No.</u>	<u>Figure & Index No.</u>	<u>Part No.</u>	<u>Figure & Index No.</u>
SK11200	1-19, 2-24	S1570-21120-63	26-61
SK11201	1-17, 2-30	S1570-21120-73	26-19
SK11202	1-16, 2-31	S1570-21121-10	26-30
SK11203	1-15, 2-32	S1570-21121-2	26-22
SK11205	1-23, 2-17	S1570-21121-3	26-25
SK11252	1-33	S1570-21121-6	26-28
SK11261-1	2-43	S1570-21121-7	26-29
SK11261-2	2-44	S1570-21122-1	26-31
SK11267	2-1	S1570-21122-2	26-32
SK11268	2-7	S1570-21122-3	26-33
SK11269-1	2-8	S1570-21122-4	26-34
SK11269-2	2-9	S1570-21122-5	26-35
SK11274	2-40	S1570-21122-6	26-36
SK11275	2-48	S1570-21123-1	26-43
SK11279-1	2-37	S1570-21123-2	26-48
SK11279-2	2-38	S1570-22070	21-9
SK11285	1-27	S6172-85211-2	22-8
SK2500-1-1	2-	S6172-85211-6	21-8
SP350K	27-10	TA274-25-05R	14-43, 15-10
S1570-21120	26-	TA300-70-05R	5-23
S1570-21120-1	26-1	TA330-10-25R	39-15
S1570-21120-2	26-2	TA330-111-0401-16R	4-14
S1570-21120-26	26-7	TA330-15-05R	8-8
S1570-21120-27	26-12		

<u>Part No.</u>	<u>Figure & Index No.</u>	<u>Part No.</u>	<u>Figure & Index No.</u>
TA330-20-P	20-57, 25-50, 27-38	114E5916-3	12-
TA330-20-V	20-58, 25-51, 27-39	114E5917-1	16-
TA330-50-05R	19-18	114E5917-11	16-3
TA338-10-05R	36-30	114E5917-13	i6-14
TA440-05-05R	11-21	114E5917-17	16-6
TA440-24	1j-	114E5917-19	16-7
TA750-P-25	22-49, 24-82	114E5917-2	16-1
TA750-VRH-25	22-50, 24-81	114E5917-27	16-8
VA973-001-1	17-	114E5917-3	16-2
VA975-001-1	15-	114E5917-4	16-5
VA976-001-3	12-	114GS522-1	11-
VA976-002-1	12-4	114G1017-16	14-4
VA976-003-1	12-16	114G1017-23	14-5
XS99522-K2215	26-6, 34-46, 38-50	114G1017-24	14-6
1HP-115	5--14, 5-	114G1017-25	14-15
114ES100-1	17-	114G1017-28	14-7
114ES100-10	17-5	114G1017-30	14-9
114ES100-2	17-1	114G1017-31	14-10
114ES100-3	17-2	114G1017-4	14-3
114ES100-31	17-6	114G1017-44	14-11
114ES100-34	17-7	114G1017-49	14-
114ES100-35	17-8	114G1017-51	14-1
114ES100-36	17-9	114G1017-52	14-2
114ES100-4	17-3	114G1017-59	14-14
114ES100-9	17-4		

<u>Part No.</u>	<u>Figure & Index No.</u>	<u>Part No.</u>	<u>Figure & Index No.</u>
114G1017-60	14-12	114G1183-63	13-23
114G1017-61	14-13	114G1195-11	11-
114G1017-68	14-46	114G1322-1	18-
114G1018-1	15-	114G1322-2	18-1
114G1018-19	15-5	114G1322-3	18-4
114G1018-2	15-1	114G1322-4	18-5
114G1018-20	15-6	119-18A	30-41, 31-36, 35-45, 38-6
114G1018-21	15-76	119-18D	26-5, 30-26
114G1018-3	15-2	119R001-1	15-
114G1018-5	15-3	12-11014-13	4-50, 20-16
114G1018-51	15-9	12-11015-13	4-53
114G1018-6	15-4	12-11021-12	20-27
114G1183-1	13-	12-12-204-11	20-17
114G1183-2	13-1	12-12-303-11	4-51
114G1183-21	13-5	14C029-1	13-4, 32-3
114G1183-3	13-2	14C029-2	13-6, 32-4
114G1183-4	13-3	14D030-1	32-11, 34-17, 38-7
114G1183-41	13-12	14D030-6	32-12, 33-6, 34-20, 38-10
114G1183-42	13-13	17B019	13-24
114G1183-43	13-14	17C012-1	13-62, 29-17, 32-22, 33-11, 34-3
114G1183-44	13-15	17C012-10	13-66, 29-41, 32-51, 33-19, 34-38
114G1183-45	13-16	17C012-2	13-69, 29-18, 32-21,
114G1183-47	13-17		
114G1183-48	13-18		
114G1183-49	13-19		

<u>Part No.</u>	<u>Figure & Index No.</u>	<u>Part No.</u>	<u>Figure & Index No.</u>
17C012-4	13-63, 23-28, 29-40, 32-60, 33-18, 34-37	204-036DP-1	36-17
17C012-5	13-71, 23-60, 29-19, 32-20, 33-13, 34-5	204-040-366MUSC-19	37-
		204-040-366MUSC-21	37-1
		204-040-366MUSC-23	37-2
17C025	13-64, 29-20, 32-59, 33-14, 34-6	204-097MUSC-1	37-5
		204-097MSUC-3	37-4, 37-6
17D015-3	13-60, 14-41, 15-14 21-22, 22-46, 23-30, 25-52, 27-41, 32-17, 33-23	204-097MUSC-5	37-7
		204-221MUSC-1	34-23, 38-13
17D015-4	13-59, 14-49, 15-44 21-26, 22-47, 23-16, 25-21, 27-62, 32-49, 33-22	204-222MUSC-1	34-24, 38-14
		204-222MUSC-3	34-25, 38-15
		204-222MUSC-5	34-26, 38-16
2-12981	39-1	204-222MUSC-7	34-27, 38-17
2-12986	39-2	204-222MUSC-9	34-28, 38-18
2-13145	39-9	205R001-1	11-
2-13148	39-12	205R001-14	11-6
204-011-001MUSC-1	38-	205R001-6	11-1
204-011-001MUSC-5	38-1	205R001-9	11-3
204-011-001MUSC-7	38-2	205R002-1	11-19
204-011-101MUSC-1	35-	205R003-1	11-20
204-011-250MUSC-11	34-	206-011-100MUSC-1	30-
204-011-250MUSC-1	34-22	206-011-100MUSC-3	30-1
204-011-250MUSC-3	34-1	206-011-100MUSC-5	30-2
204-011-250MUSC-5	34-2	206-011-250MUSC-1	29-
204-030MUSC-1	36-	206-011-250MUSC-3	29-1
		206-011-250MUSC-5	29-2

<u>Part No.</u>	<u>Figure & Index No.</u>	<u>Part No.</u>	<u>Figure & Index No.</u>
206-019CP-11	29-7	3-12983-1	39-17
206-019CP-13	29-8	3-12991	39-14
206-019CP-15	29-9	3-13145-5	39-32
206-019CP-17	29-10	3-13145-7	39-
206-019CP-3	29-3	3-13146-11	39-11
206-019CP-5	29-4	3-13146-13	39-
206-019CP-7	29-5	3-13146-15	39-13
206-019CP-9	29-6	3-13146-9	39-10
206-030DP-1	29-11	3-13148-3	39-33
206-030DP-3	29-12	3-13152-3	39-16
206-036SA-1	30-3	301R001-1	33-
206-036SA-19	30-29	33061-1	6-7
206-036SA-21	30-30	33061-100	6-
206-036SA-23	30-31	33062-0	6-1
206-036SA-25	30-32	33063-0	6-2
206-036SA-3	30-28	33064-9	6-30
206-037SA-1	30-7	33066-11	6-32
206-037SA-7	30-19	33066-13	6-36
3-12974-1	39-3	33068-0	6-4
3-12974-11	39-8	33076-0	6-37
3-12974-3	39-4	33077-1	6-6
3-12974-5	39-5	33078-0	6-38
3-12974-7	39-6	33082-1	6-33
3-12974-9	39-7	33087-1	6-27

<u>Part No.</u>	<u>Figure & Index No.</u>	<u>Part No.</u>	<u>Figure & Index No.</u>
33087-2	6-34, 6-47	540-011-001MUSC-2	32-1
416A	9-	540-011-001MUSC-3	32-2
416B1	9-	540-011-101MUSC-1	31-
416C	9-	540-011-101MUSC-3	31-1
427011	10-41	540-011-101MUSC-5	31-2
49369-0	6-3	563A51	10-10
49370-0	6-12	563B2	10-1
49370-100	6-40	563B3	10-2
49371-0	6-49	563D1	10-
49371-100	6-50	563D100	10-6
5365QNP000	13-22	563D4	10-3
540-003SA-1	31-3	563D5-1	10-4
540-011-001MUSC-1	32-	563D5-2	10-
540-001-001MUSC-10	32-5	563D6	10-5
540-011-001MUSC-11	32-6	597-6A	33-59
540-011-001MUSC-12	32-7		
540-011-001MUSC-13	32-8		
540-0]1-001MUSC-14	32-9		
540-011-001MUSC-15	32-10		

<u>Part No.</u>	<u>Figure & Index No.</u>	<u>Part No.</u>	<u>Figure & Index No.</u>
613	13-7, 23-63, 26-70 29-46, 32-57, 33-61, 34-58	6470-85021-151	25-74
		6470-85022-041	27-
645A6	1-25, 2-28, 3-27, 5-9, 6-22, 7-48, 9-40, 10-15	6470-85022-042	27-1
		6470-85022-043	27-2
6470-85021-041	25-	6470-85022-044	27-3
6470-85021-042	25-1	6470-85022-045	27-60
6470-85021-043	25-	6470-85022-046	27-52
6470-85021-044	25-3	6470-85022-047	27-57
6470-85021-045	25-4	6470-85022-053	27-45
6470-85021-046	25-5	6470-85022-101	27-4
6470-85021-047	25-6	6470-85022-102	27-5
6470-85021-048	25-7	6470-85022-105	27-6
6470-85021-050	25-2	6470-85022-132	27-42
6470-85021-051	25-	6470-85022-145	27-43
6470-85021-101	25-8	6470-85022-147	27-44
6470-85021-102	25-9	6470-85022-159	27-46
6470-85021-103	25-10	6470-85029-041	19-
6470-85021-104	25-11	6470-85029-042	19-9
6470-85021-105	25-12	6470-85111-041	20-
6470-85021-106	20-7, 25-13, 27-7	6470-85111-101	20-11
6470-85021-107	25-14	6470-85111-103	20-12
6470-85021-108	25-15, 27-8	6470-85111-104	20-13
6470-85021-109	20-9, 25-16, 27-9	6470-85111-107	20-15
6470-85021-142	25-73	6470-85111-108	20-8
		6470-85112-041	20-1

<u>Part No.</u>	<u>Figure & Index No.</u>	<u>Part No.</u>	<u>Figure & Index No.</u>
6470-85113-041	20-2	6470-85153-041	19-5
6470-85114-041	20-3	6470-85159-101	22-11
6470-85115-041	20-4	65-10-64	13-42, 16-28
6470-85115-106	20-62	65-10-74	36-19
6470-85115-107	20-63	65-8-90	5-32
6470-85115-110	20-64	65700-85001-042	23-
6470-85117-041	20-5	65700-85001-101	23-3
6470-85117-103	20-61, 20-65	65700-85002-042	21-
6470-85119-041	20-6	65700-85003-041	22-
6470-85120-041	20-18	65700-85003-043	22-
6470-85120-102	20-26	65700-85009-041	24-
6470-85132-041	19-1	65700-85009-101	24-5
6470-85133-041	19-2	65700-85009-102	24-6
6470-85134-041	19-3	65700-85009-103	24-7
6470-85135-101	19-4	65700-85012-102	22-9
6470-85136-101	19-6	65700-85020-042	21-1
6470-85137-101	19-7	65700-85021-042	21-2
6470-85138-101	19-8	65700-85024-042	21-3
6470-85143-043	19-42	65700-85024-109	21-23
6470-85143-107	19-59	65700-85024-110	21-29
6470-85147-101	19-11	65700-85024-111	21-30
		65700-85028-041	22-

<u>Part No.</u>	<u>Figure & Index No.</u>	<u>Part No.</u>	<u>Figure & Index No.</u>
65700-85028-043	22-1	65700-85047-110	23-11
65700-85028-107	22-51	65700-85047-111	23-12
65700-85028-108	22-52	65700-85047-112	23-13
65700-85029-041	22-	65700-85047-113	23-
65700-85029-081	22-2	65700-85047-114	23-
65700-85030-041	22-	65700-85047-115	23-
65700-85030-043	22-3	65700-85047-116	23-
65700-85030-082	22-44	65700-85047-117	23-
65700-85030-083	22-45	65700-85047-118	23-
65700-85030-109	22-33	65700-85047-119	23-
65700-85030-113	22-34	65700-85047-120	23-
65700-85030-114	22-35	65700-85047-121	23-
65700-85030-115	22-36	65700-85047-122	23-
65700-85030-116	22-56	65700-85047-123	23-
65700-85030-117	22-55	65700-85047-124	23-
65700-85030-119	22-61	65700-85047-125	23-
65700-85034-082	23-1	65700-85047-126	23-
65700-85035-042	23-2	65700-85047-127	23-
65700-85043-081	23-62	65700-85047-128	23-
65700-85044-103	23-4	65700-85047-129	23-
65700-85045-101	23-5	65700-85047-130	23-
65700-85045-102	23-6	65700-85047-131	23-
65700-85046-101	23-7	65700-85047-132	23-
65700-85047-109	23-10	65700-85047-133	23-

<u>Part No.</u>	<u>Figure & Index No.</u>	<u>Part No.</u>	<u>Figure & Index No.</u>
65700-85047-134	23-	65700-85122-081	24-1
65700-85047-135	23-8	65700-85123-081	24-22
65700-85047-136	23-9	66E38632-1	1-9
65700-85048-081	23-37	66E38632-11	1-50
65700-85063-081	24-8	66E38632-7	1-48
65700-85063-082	24-9	66E38632-9	1-49
65700-85067-081	24-2	67C34151-1	1-32
65700-85068-081	24-3	67C34151-2	1-34
65700-85069-081	24-4	6800053	5-10, 19 .5
65700-85070-081	24-83	6800485	5-12
65700-85070-082	24-84	6800499	5-13, 19-14
65700-85071-101	24-10	6842523	5-15
65700-85072-102	24-11	6842539	5-16
65700-85072-103	24-12	6842540	5-17
65700-85072-104	24-13	6857364	5-
65700-85072-105	24-14	6858322	5-
65700-85072-106	24-15	6858323	5-
65700-85072-107	24-16	6858325	5-4
65700-85073-101	24-17	6858329	5-19
65700-85075-101	24-18	6858330	5-20
65700-85078-101	24-20	6858331	5-21
65700-85079-101	24-21	6858332	5-22, 19-13
65700-85080-081	24-85	6858333	5-
65700-85083-101	22-	6858335	5-53

<u>Part No.</u>	<u>Figure & Index No.</u>	<u>Part No.</u>	<u>Figure & Index No.</u>
6858336	5-54	8115CON019-39	30-45, 31-22, 35-32
8034636	4-45, 4-46, 5-11, 6-21, 7-27, 8-9, 9-48, 10-19, 12-2, 14-42, 15-12, 16-10, 17-12, 19-17, 19-44, 20-56, 20-59, 21-21, 22-12, 24-23, 25-49, 27-37, 28-6, 30-13, 31-11, 35-27, 36-28, 37-11, 39-31	8115CON019-41	30-46, 31-28, 35-39
		8115CON019-43	31-5, 35-13
		8115CON019-47	31-31, 35-47
		8115CON019-5	35-1
		8115CON019-55	31-6, 35-37
		8115CON019-77	31-8, 35-20
8034638	4-, 5-, 6-, 7-, 8-, 9-, 10-, 12-, 14-, 15-, 16-, 17-, 19-, 20-, 21-, 22-, 24-, 25-, 27-, 28-, 30-, 31-, 35-, 36-, 37-, 39-	8115CON020-5	37-
		8115CON024-1	9-
		8115CON024-12	9-1
		8115CON024-13	9-2
8034640	7-28	8115CON024-14-1	9-7
8115CON016	36-	8115CON024-14-2	9-5
8115CON016-1	36-1	8115CON024-15	9-9
8115CON016-2	36-2	8115CON024-16	8-20, 9-12
8115CON016-3	36-6	8115CON024-17-1	8-29, 9-18
8115CON018-1	38-	8115CON024-17-2	8-22, 9-15
8115CON019-1	35-	8115CON024-22	9-49
8115CON019-11	35-7	8115CON024-23	9-27, 10-7
8115CON019-27	31-38, 35-30	8115CON024-24	9-28
8115CON019-29	31-39, 35-29	8115CON024-3	9-
8115CON019-3	35-2	8115CON036-2	1-
8115CON019-31	31-40, 35-17	8115CON039	39-
8115CON019-33	31-43, 35-16	8115CON041	4-
8115CON019-35	30-34, 31-4, 35-9		

<u>Part No.</u>	<u>Figure & Index No.</u>	<u>Part No.</u>	<u>Figure & Index No.</u>
8115MNP000	1-2, 1-45, 2-2, 3-4, 4-6, 5-3, 6-8, 7-29, 9-21, 10-11, 11-14, 12-28, 13-20, 14-40 15-13, 16-36, 17-10, 19-10, 20-14, 21-18, 22-10, 23-34, 24-19, 25-17, 26-37, 27-12, 29-13, 30-8, 31-24, 32-16, 33-7, 34-47, 35-18, 36-29, 37-3, 38-51	8115MNP082-10	35-6
		8115MNP082-11	12-27
		8115MNP082-12	15-8
		8115MNP082-8	6-5
		8115MNP082-9	36-31
		8115MNP083	36-18
		8115MNP084-3	36-16
8115MNP004-1	26-17, 29-14, 30-10, 31-7, 34-29, 35-25, 36-32, 37-9, 38-23	8115MNP086	36-15
		8115MNP087	36-23
8115MNP010-3	23-38, 29-15, 32-28, 33-25, 34-21	8115MNP090-3	37-]0
8115MNP031	9-38, 10-9	8115MNP091-1	1-10, 2-6, 3-6
8115MNP032	9-41, 10-8	8115MNP094	13-21, 23-27, 26-39, 29-16, 32-18, 33-8, 34-32, 38-19
8115MNP032-2	9-31, 10-51		
8115MNP033	9-44, 10-17	8115MNP095	32-19, 33-10, 34-10, 38-39
8115MNP034	9-45, 10-49		
8115MNP034-3	9-32, 10-50	8115MNP097	11-16, 12-1, 16-9, 17-11, 24-24, 39-30
8115MNP037-1	9-46, 10-13	8115MNP108	30-6
8115MNP037-2	3-24	8115MNP109-3	1-13, 2-33
8115MNP057-1	34-7, 38-29	8115MNP110-3	1-18, 2-29
8115MNP057-2	34-12, 38-34	8115MNP111	1-43
8115MNP057-3	38-24	8145CON001	5-
8115MNP080-14	24-93	8145CON001-1	5-1
8115MNP080-6	24-94	8145CON001-2	5-2
8115MNP082-1	24-95	8145CON002	8-
		8145CON002-1	8-1

<u>Part No.</u>	<u>Figure & Index No.</u>	<u>Part No.</u>	<u>Figure & Index No.</u>
8145CON002-2	8-2	91S2-21	13-65, 29-49, 32-53, 33-17, 34-60
8145CON002-27	8-30	91S2-3	26-3
8145CON002-29	8-31	91S2-39	31-13, 35-26
8145CON002-30	8-	91S2-5	38-4
8145CON002-31	8-10	91S2-7	38-3
8145CON002-32	8-11	91S3-1	26-4, 30-12, 31-15, 31-32, 35-15, 35-34, 38-5
8145CON002-34	8-3		
8145CON002-38	8-17	93S01-15	32-15, 34-41, 38-45
8145CON002-4-1	8-18	969A1	4-
8145CON002-4-2	8-19	969A100	4-7
8145MKC001	5-8	969A130	4-8
8145SDP000-1	11-2	969A153	4-47
8378592	16-4	969A157	4-9
84B129DP-7	31-25	969A158	4-
84B129DP-9	30-5	969A160	4-10
856A1	25-	969A2	4-1
857A1	27-	969A3	4-2
91S2-10	30-21, 31-14, 35-14	969A4	4-3
91S2-11	30-11	969A5	4-4
91S2-17	23-29	969A6	4-5
91S2-19	13-70, 29-48, 32-45, 33-12, 34-59	969A9	4-48

APPENDIX F

NATIONAL STOCK NUMBER INDEX

<u>National Stock No.</u>	<u>Figure & Index No.</u>	<u>National Stock No.</u>	<u>Figure & Index No.</u>
1615-01-045-5880	13-4, 32-3	4030-00-801-5342	6-28, 6-44 6-48
1615-01-045-5881	13-6, 32-4	4730-00-221-2136	4-20, 11-27, 12-3, 14-44, 15-16, 16-29, 17-15, 19-19, 21-20, 22-25, 25-24, 27-27, 39-19
1615-01-045-7881	26-43		
1615-01-045-7882	15-6		
1740-01-044-8046	5-8	4730-00-221-2138	36-35
1740-01-045-7895	4-8	4730-00-221-2140	2-15, 4-21, 5-47, 7-31, 8-16, 9-58, 10-23, 19-41, 20-20, 25-29, 27-26
1740-01-046-3589	27-4		
1740-01-046-4756	30-6	1730-00-278-2999	1-42
1740-01-046-8689	8-11	4820-00-137-6313	19-18
4820-00-081-7853	36-16	4820-00-155-8593	4-14
4820-20-00-410-4636	15-7	4820-00-176-9972	22-50, 24-81
3120-00-488-1492	16-6	4820-00-176-9973	22-49, 24-82
4010-00-055-3107	30-43	4820-00-242-4064	1-25, 2-28, 3-27, 5-9, 6-22, 7-48, 9-40, 10-15
4010-00-245-1807	6-31, 6-42, 6-46	4820-00-251-2171	36-30
4010-00-262-1552	1-24, 2-18, 11-17, 12-32, 16-32, 24-97, 26-67, 29-38, 34-30, 39-34	4820-00-254-6570	20-58, 25-51, 27-39
4010-01-049-0]35	13-59, 14-49, 5-44 21-26, 22-47, 23-16, 25-21, 27-62, 32-49 33-22	4820-00-254-6571	20-57, 25-50, 27-38
4030-00-244-6092	24-25, 24-91	4820-00-444-1596	39-15
4030-00-270-5436	6-23, 6-29, 6-45	4820-00-541-5577	9-37, 10-16
4030-00-542-3181	20-60, 25-72, 27-29	4820-00-622-7487	8-8
		4820-00-794-6997	14-43, 15-10

<u>National Stock No.</u>	<u>Figure & Index No.</u>	<u>National Stock No.</u>	<u>Figure & Index No.</u>
4820-00-820-7017	1-26, 2-27, 3-28, 6-20, 7-47, 30-9, 31-10, 35-28	5305-00-071-2236	24-33
		5305-00-071-2238	1-44
4820-00-876-8900	5-23	5305-00-071-2241	3-19, 13-46
5120-00-177-9353	13-21, 23-27, 26-39, 29-16, 32-18, 33-8, 34-32, 38-19	5305-00-113-3747	7-18
	23-31, 32-40, 3b-33,	5305-00-225-3839	1-22, 2-22, 22-14,
5305-00-042-6417	1-30, 2-4, 9-3, 16-20		37-14, 38-20, 39-20
		5305-00-225-3843	22-37
5305-00-042-7011	10-41	5305-00-225-8497	6-26
5305-00-042-9479	19-34	5305-00-225-9092	26-20
5305-00-044-4153	1-51, 19-23	5305-00-253-5612	1-3, 2-3, 3-5, 4-22, 5-7, 6-11, 7-30, 7-52, 9-22, 10-25, 10-27, 11-15, 12-5, 13-45, 14-45, 15-15, 16-35, 17-14, 19-40, 20-22, 21-19, 22-23, 23-15, 23-17, 24-67, 25-41, 26-18, 26-38, 27-.21, 29-25, 30-27,
5305-00-051-0827	19-36		34-48, 35-19, 36-40 37-8, 38-52
5305-00-051-4076	5-28, 5-52, 5-55, 5-58		
5305-00-068-0501	3-33		
5305-00-068-0501	3-33		
5305-00-068-0502	3-36, 3-40, 9-39, 10-28, 24-35		
	31-20, 32-13, 33-56,		
5305-00-068-0510	12-21, 14-36, 17-21		
5305-00-068-0511	16-34, 16-39, 38-52	5305-00-253-5617	13-58, 14-48, 15-38, 21-27, 22-48, 23-18, 25-20, 27-61, 32-48, 33-24
5305-00-068-9175	8-12, 21-11, 30-23		
5305-00-071-1765	5-31		
5305-00-071-1770	8-23, 8-28	5305-00-253-5618	2-20
5305-00-071-1778	39-27	5305-00-253-5620	3-38
5305-00-071-1780	14-37	5305-00-253-5622	9-47, 10-29, 11-22, 12-30, 16-12, 17-37, 24-70, 26-57, 30-40, 31-47, 35-35, 36-34, 37-15, 39-18
5305-00-071-1781	19-21, 25-45		
5305-00-071-2069	14-38	5305-00-253-5624	27-16

<u>National Stock No.</u>	<u>Figure & Index No.</u>	<u>National Stock No.</u>	<u>Figure & Index No.</u>
5305-00-253-5628	4-11, 20-66	5305-00-269-3221	18-7, 28-8
5305-00-267-8962	5-27	5305-0-269-3226	31-16
5305-00-267-8974	33-45	5305-00-269-3227	11-11
5305-00-267-8975	26-62, 29-24	5305-00-269-3236	15-20
5305-00-267-8976	26-40	5305-00-269-3241	24-74
5305-00-269-2801	2-35	5305-0-543-2866	30-22
5305-00-269-2803	1-7, 34-42, 36-11	5305-04-655-9992	25-19
5305-00-269-2804	33-41	5305-00-716-8128	5-, 8-26, 10-20
5305-00-269-2805	1-4, 1-47, 3-44, 4-18, 20-47	5305-00-716-8156	20-51
5305-00-269-2808	9-42, 10-12	5305-00-716-8166	10-35
5305-01-269-2815	10-38	5305-0-716-8173	10-44
5305-00-269-3211	1-20, 2-25, 5-30, 7-35, 19-24, 35-8, 35-41	5305-00-71 6-81 80	26-23
53054-0269-3212	31-46	5305-00-716-8184	20-48, 20-50
5305-00-269-3213	4-24, 7-21, 12-6, 13-8, 13-37, 17-16, 23-64, 24-32 25-25, 25-53, 26-71, 27-24, 27-53, 29-44, 31-17, 32-30, 32-54, 33-26, 34-54, 35-3, 38-46, 39-23	5305-00-716-8187	27-19
5305-00-269-3214	X-5, 8-4, 15-19, 21-4, 22-4, 31-18, X-3	5305-00-719-5143	24-27
5305-00-269-3215	X5-48	5305-00-719-5219	15-21
5305-00-69-3216	XX-14, 30-36, 31-19	5305-00-719-5221	24-69, 24-71, 24-87
5305-40-269-3220	XX-10	5305-00-719-5274	15-22
		5305-00-724-5938	9-23
		5305-00-724-6759	3-48
		5305-00-724-7264	15-23
		5305-00-725-4105	25-38, 25-59, 25-61. 25-63
		5305-00-725-4109	20-53
		5305-00-725-4 183	4-39, 25-40
		5305-00-725-4187	2-45, 20-49

<u>National Stock No.</u>	<u>Figure & Index No.</u>	<u>National Stock No.</u>	<u>Figure & Index No.</u>
5305-00-727-5677	4-36, 20-52, 20-54, 25-30	5306-00-45-0875	15-17, 22-30
5305-00-727-8825	25-35	5306-00-145-0955	14-8
5305-00-727-8830	20-55	5306-00-150-9235	22-53
5305-00-761-4227	2-41, 9-13, 9-19, 9-29, 27-18, 27-48, 27-50	5306-00-151-9834	3-24
5305-00-781-3924	19-33	5306-00-152-5495	3-10,
5305-00-782-9494	10-34, 14-35, 19-25, 24-28, 27-28	5306-00-156-2694	26-41
5305-00-782-9495	1-53, 3-2, 19-20, 19-54	5306-00-174-9484	5-32
530540-857-3606	20-17	5306-00-177-5523	13-25
5305-00-900-3276	13-44, 29-26, 32-14, 33-65, 34-11, 38-53	5306-00-177-5733	4-28, 24-30, 36-24
5305-00-901-2101	29-37, 34-31, 38-25	5306-00-182-9359	24-10
5305-00-938-1556	30-15	5306-00-182-9360	24-1 1
5305-00-941-9317	19-22	5306-00-182-9447	7-14
5505-00-983-6664	22-57	5306-00-225-8496	39-26
5305-01-05-0677	8-7	5306-00-225-8498	7-32
5306-00-051-4081	5-29	5306-00-225-8499	22-21
5306-004 89-0173	26-53	5306-00-225-8514	11-5, 35-21
5306-00-089-0174	16-24	5306-00-225-9088	6-10, 10-30
5306--0089-1421	2-10 XX-20, 17-33	5306-00-225-9089	9-35
5306-00-089-1422	11-7, X6-16, 36-36	5306-00-226-4827	21-15
5306--00-89-1424	1-37, XX-12, 19-35, 27-36	5306-00-248-6553	11-23
5306-0-114-1974	7-24	5306-00-282-4269	13-42, 16-28
		5306-00-410-2489	9-46, 10-13
		5306-00-437-2777	15-9
		5306-00-438-2101	6-32

<u>National Stock No.</u>	<u>Figure & Index No.</u>	<u>National Stock No.</u>	<u>Figure & Index No.</u>
5306-00-477-3989	6-36	5310-00-087-4652	2-39, 4-26, 4-42. 12-22, 13-38, 14-17
5306-00-490-5921	6-30		14-19, 15-33, 15-37, 16-23, 16-40, 17-28, 20-29, 24-89, 25-69, 27-51, 29-47, 30-37, 31-44, 32-31, 35-42, 38-49
5306-00-725-6060	12-9, 13-28, 23-21, 29-31, 32-24, 33-48, 34-52, 38-30		
5306-00-782-1667	23-39, 29-23, 32-29, 33-9, 3-49, 36-41, 38-26	5310 00-087-7493	1-55, 1-60, 1-61, 2-52, 2-53, 2-56, 3-46, 4-19, 4-23 4-41 5-60, 6-17 6-41, 7-4.7-23. 8-5, 10-39, 11-8. 12-8, 12-23, 13-9. 13-36, 13-52, 13-54 14-16.14-18, 14-20. 15-43, 15-45, 15-48 16-13, 16-38, 17-19, 17-32, 17-34, 20-23, 21-5, 22-5, 23-35. 23-47, 23-49, 23-51 23-53, 23-65, 24-45, 24-47, 24-80, 25-47 25-70, 26-45, 2-50. 26-72, 27-30, 27-54. 29-28, 29-36, 29-45, 3017, 30-38, 31-30, 31-37, 31-41, 31-45, 32-32, 32-37, 32-39, 32-43, 32-55, 33-27. 33-43, 33-53, 33-62, 34-14, 34-18, 3444. 34-50, 34-55, 35-4 35-44, 36-4, 36-37, 36-42, 38-8, 38-27, 38-36, 38-48, 39-24
5306-00-848-7045	4-34, 9-51		
5306-00-8804697	36-19		
5306-00-889-2943	26-8, 26-13		
5306-00-903-593	13-29, 23-54, 23-58		
5306-00-951-5699	1-40, 12-13, 15-18, 22-26, 23-40		
5306-00-951-5701	24-31		
5306-00-993-6257	13-33, 13-53, 23-41. 23-43, 23-45, 26-44, 2649, 29-32, 32-34, 33-52, 34-13, 38-35		
5307-00-221-4999	27-6		
5307-00-246-6582	7-43		
5307-00-454-6019	7-38		
5307-00-5589264	5-10, 19-15		
5310-00-004-5038	9-26		
5310-00-067-6356	xx-34, 19-46, 19-53		
5310-00-067-9507	X-42, 2-46, 9-14, X-20, 9-30, 10-37, 10-43, 10-46, 15-34, XX-36, 19-39, 20-40, XX-34, 24-36, 24-38, XX-40, 24-86, 25-39, XX-24, 27-13, 27-17, XX-47, 27-49	53100-00-088-0553	5-34, 5-44, 5-46
		5310-00-088-1251	3-41, 13-47, 22-39, 23-33, 24-41, 24-42, 24-43, 32-47, 34-35, 38-22. 39-22
		5310-00-134-3439	6-7
		5310-00-134-3927	31-38, 35-30
5310-00-074-9049	XX-51, 3-52		

<u>National Stock No.</u>	<u>Figure & Index No.</u>	<u>National Stock No.</u>	<u>Figure & Index No.</u>
5310-00-165-8303	27-11	5310-00-582-5965	1-58, 2-50, 3-21,
5310-00-167-0686	22-16		3-34, 3-37, 5-38,
5310-00-167-0686	22-16		6-13, 8-14, 12-12,
5310-00-167-0768	32-33		13-31, 13-49, 15-28,
			13-31, 13-49, 15-28,
5310-00-167-0768	32-33		16-26, 21-13, 22-17,
			22-32, 22-59, 23-19,
5310-00-167-0821	36-12		23-23, 23-56, 26-10,
			23-23, 23-56, 26-10,
			26-15, 26-55, 29-29,
5310-00-225-6408	4-38, 13-27, 20-41 20-43, 25-28, 25-36, 25-55, 25-57		30-25, 32-26, 33-50, 34-8, 38-32
		5310-00-584-5272	1-38, 2-13, 3-26,
5310-00-225-6993	4-44, 8-21, 8-25, 14-21, 14-23, 14-25, 17-22, 17-38, 19-29, 22-40		4-29, 4-32, 5-40, 5-42, 7-45, 8-27,
5310-00-251-8732	14-5		9-53, 10-21, 11-25, 14-29, 19-27, 19-48,
			19-50, 19-52, 19-55,
5310-00-253-5949	32-12, 33-6, 34-20, 38-10		19-56, 20-31, 20-33, 24-53, 24-65, 25-42,
			27-56, 27-58, 30-20, 36-26, 39-28
5310-00-269-4040	3-49, 15-35, 16-15, 30-33, 31-29, 32-44, 34-62, 35-33, 36-22, 38-12	5310-00-584-7888	20-37, 25-33
		5310-00-595-7473	24-60
5310-00-275-1815	22-55	5310-00-637-9541	1-28, 1-57, 2-47, 2-51, 4-25, 5-39, 5-41, 7-37, 7-40,
5310-00-403-7030	13-23		9-24, 10-14, 11-9, 11-12, 12-17, 13-10,
5310-00-406-7240	33-57		13-35, 13-55, 15-25, 15-40, 16-19, 17-29,
			17-31, 19-26, 19-47, 20-32, 22-29, 23-25,
5310-00-407-9566	6-14, 7-34, 7-53, 19-58, 24-79, 35-23		23-48, 23-50, 23-52, 23-66, 24-54, 24-98,
5310-00-490-4666	30-29		25--27, 26-46, 26-51, 26-73, 27-23, 29-30,
			30-39, 31-12, 31-23, 31-35, 32-36, 32-56, 33-28, 33-54, 34-15, 34-56, 35-12, 35-22, 36-38, 38-37
5310-00-491-0734	6-34, 6-47		
5310-00-491-0735	6-27		

<u>National Stock No.</u>	<u>Figure & Index No.</u>	<u>National Stock No.</u>	<u>Figure & Index No.</u>
531 0-00-660-3381	6-35	5310-00-802-1268	27-40
5310-00-685-6783	4-50, 2016	5310-00-807-4795	24-64
5310-00-726-2212	26-4, 30-12, 31-15, 31-32, 35-15, 35-34, 38-5	5310-00-809-3078	1-56, 5-33, 5-35, 5-37, 5-56, 5-59, 6-15, 6-43, 7-16,
5310-00-726-5071	7-26, 9-56, 9-57, 20-27		10-26, 10-32, 12-20, 13-41, 16-33, 17-25, 21-16, 21-24, 21-31, 22-18, 22-20, 22-42, 22-54, 25-26, 26-21, 31-27, 33-63, 35-38. 36-9
53104-00-732-0558	1-12, 2-26, 5-6, 5-48, 5-50, 7-22, 7-36, 7-39, 8-6, 11-10, 11-13, 12-7, 13-11, 15-47, 17-17, 17-35, 18-8, 19-28, 19-51, 21-7, 22-7, 23-67. 24-96, 25-46, 25-66, 26-74, 27-22. 28-9, 30-16, 31-21, 31-33, 32-58, 33-29, 34-57, 35-5, 36-5, 39-25	5310-0-809-406 1	24-66
5310-00-732-0559	4-16, 20-39	5310-00-809-5997	1-59, 2-49, 2-54, 2-55, 3-13, 4-31, 4-37, 4-43, 8-13, 8-24, 9-17, 11-24, 14-24
5310-00-732-0560	14-26, 14-28, 14-30, 4-40, 20-42, 20-44, 20-46		15-26, 15-42. 16-22, 17-27, 17-39. 19-30.
5310-00-761-6882	19-45. 20-19, 20-24, 1-14, 2-23, 3-20, 6-24, 8-15, 21-14, 22-15, 30-24, 37-13 25-43, 25-71, 26-58, 20-45		20-25, 22-43, 24-48, 24-50, 24-72, 24-75, 24-77, 24-88, 24-90,
5310-00-763-8901			27-14, 27-25 27-31, 27-34, 27-35, 33-42 34-43, 38-47
5310-00-763-8920	19-38	5310-00-809-5998	9-8, 9-16, 9-52 9-54, 10-36, 10-42 10-47
5310-00-768-0318	1-35, 2-5, 3-3, 5-49, 7-44, 9-4, 10-22, 10-24, 11-26, 14-22, 14-47, 16-21, 19-32, 24-37, 25-44, 27-33, 39-29	5310-00-809-8533	14-31, 19-31, 19-57
5310-00-768-0319	5-45, 22-60	5310--00-809-8541	24-62, 27-20
5310-00-773-3835	4-53	5310-00-809-8544	4-12, 27-15
		5310-00-819-2441	24-58
		5310-00-820-6653	3-12, 3-16, 9-25, 13-43, 20-34, 25-31

<u>National Stock No.</u>	<u>Figure & Index No.</u>	<u>National Stock No.</u>	<u>Figure & Index No.</u>
5310-00-823-8803	3-50, 4-35, 7-12, 9-23A, 13-26, 15-49, 16-30, 19-37, 20-36, 20-38, 25-37, 25-58, 25-60, 2565, 3-18, 32-46, 33-58, 34-61, 35-31, 36-20, 38-11	5310-00-982-4908	1-5, 146, 2-36, 3-45, 6-9, 6-39, 10-40, 14-33, 23-14, 24-76, 29-22, 32-38, 32-42, 33-44, 33-60, 34-19, 34-45, 34-51, 36-14, 36-43, 38-9, 38-28
5310-00-823-8804	3-42, 5-36, 12-11, 13-32, 13-48, 13-51, 15-24, 16-27, 22-19, 22-41, 22-58, 23-22, 23-32, 23-36, 23-55, 24-29, 24-44, 24-46, 26-9, 26-14, 26-54, 26-59, 26-60, 26-63, 32-41, 33-46, 33-49, 34-34, 34-53, 37-12, 38-21, 38-31, 39-21	5310-00-982-4938	12-10, 13-30, 13-50, 15-32, 16-25, 22-31, 23-20, 23-24, 23-57, 26-1 1, 26-16, 26-56, 29-33, 32-25, 33-51, 34-9, 38-33
5310-00-826-7130	4-51	5310-00-982-4940	1-39, 2-14, 4-30, 4-33, 9-50, 19-49, 24-39, 27-55, 36-27
5310-00-827-8487	16-17, 17-23, 22-27, 9-43, 10-48	5310-00-982-4947	1-42, 2-11, 2-14, 13-34, 13-56, 15-41
5310-00-828-8189	9-43		23-26, 23-42, 23-44, 23-46, 24-73, 26-47, 26-52, 29-34, 32-35, 33-55, 34-16, 36-39, 38-38
5310-00-834-7606	1-52, 1-54	5310-0 -983-8483	2-19
5310 837-8592	16-4	5310-856-3806	1-8, 9-6, 9-36, 10-33, 12-18, 13-40, 16-31, 17-24, 21-17, 21-25, 21-28, 22-22, 22-24, 22-38, 25-23, 27-32, 31-26, 35-40, 36-7
5310-856-7145	36-18		5-51, 5-57, 7-15, 7-25, 10-31, 3364
531 00-877-5796	5-43	5310-00-984-3807	
5310-880-7744	6-25, 7-33, 11-4, 35-24	5310-01-037-8166	3-11, 3-15,
5310-00-880-7746	6-16	5310-01-056-3540	6-51, 26-65
5310-00-889-2606	24-99	531540-059-0491	7-11
5310-00-902-9369	20-21, 25-XX	5315-00-127-3635	7-3
5310-00-950-0039	4-17		
5310-00-959-7600	26-27, 25-XX, 26-64, 29-21, 33-XX		

<u>National Stock No.</u>	<u>Figure & Index No.</u>	<u>National Stock No.</u>	<u>Figure & Index No.</u>
5315-00-143-6322	7-13	5320-00-242-1580	13-61, 14-50, 15-29, 21-32, 22-62, 23-59
5315-00-173-7121	4-10		25-34, 27-59, 32-50, 33-21
5315-00-234-1864	24-68	5320-00-845-7751	4-
5315-00-404-5990	14-4	5325-00-177-4008	26-3
5315-00-411-5878	25-15, 27-8	5325-00-120-6127	13-69, 29-18, 32-21, 33-16, 34-4
5315-00-426-1182	20-8	5325-00-420-6128	13-62, 29-17, 32-22, 33-11, 34-3
5315-00-498-6554	6-33	5325-00-592-7958	23-29
5315-00-812-3685	5-25	5325-00-682-1444	26-5, 30-26
5315-00-816-1794	7-5	5325-00-786-4961	33-3
5315-00-829-8334	5-14, 5-	5325-00-802-8950	33-4
5315-00-842-3044	5-26	5325-00-811-7688	30-41, 31-36, 35-45, 38-6
5315-00-957-9399	7-9	5325-00-868-7010	30-11
5320-00-117-6828	11-18, 12-31, 16-18, 17-26, 24-92, 39-35	5325-00-913-5377	30-21, 35-14, 38-14
5320-00-117-6831	20-35	5325-00-913-5932	31-13, 35-26
5320-00-117-6839	26-68, 29-39, 30-44, 31-48, 34-46, 35-49, 36-45, 38-48	5330-00-089-2178	37-10
5320-00-117-6853	23-61	5330-00-106-2362	7-20
5320-00-117-6883	13-68, 29-43, 33-20, 34-40	5330-00-253-6008	13-24
5320-00-117-6884	13-67, 29-42, 32-52, 33-15, 34-39	5330-00-351-1162	18-3
5320-00-117-6951	20-28, 26-66, 26-69	5330-00-404-5986	6-6
5320-00-117-6952	6-52, 30-35	5330-00-411-0025	14-46
5320-00-209-0639	30-42, 31-49, 35-46	5330-00-494-9675	16-14
		5330-00-599-8122	3-29

<u>National Stock No.</u>	<u>Figure & Index No.</u>	<u>National Stock No.</u>	<u>Figure & Index No.</u>
5330-00-756-3855	1-18, 2-29	5330-01-059-0294	15-8
5330-00-756-3856	1-13, 2-33	5330-01-652-9178	6-5
5330-00-760-6219	17-9	5340-00-067-5718	6-19
5330-00-785-1910	36-17	5340-00-106-4477	7-19
5330-00-851-6692	22-8	5340-00-134-3436	6-18
5330-00-879-1633	5-4	5340-00-151-5926	26-26
5330-00-884-0940	7-49	5340-00-173-1172	4-15
5330-00-944-5387	38-25	5340-00-176-0807	30-30
5330-00-989-5369	5-24, 7-42, 19-12	5340-00-180-7277	22-61
5330-01-041-6875	39-16	5340-00-182-3727	22-34
5330-01-041-8892	4-7	5340-00-182-3728	22-36
5330-01-041-8893	19-11	5340-00-182-3729	22-33
5330-01-041-9173	36-31	5340-00-182-3929	16-11
5330-01-041-91.74	24-95	5340-00-182-3955	24-18
5330-01-041-9175	35-6	5340-00-182-4580	27-10
5330-01-041-9176	12-27	5340-00-182-5439	17-5
5330-01-041-9178	4-9	5340-00-222-0020	16-8
5330-01-042-4993	25-12	5340-00-329-2740	22-
5330-01-042-50891	8-3	5340-00-403-7025	14-39
5330-01-042-7586	20-9, 25-16, 27-9	5340-00-404-3349	15-11
5330-01-044-2032	27-5	5340-00-410-5944	25-9
5330-01-044-2095	20-13	5340-00-410-5945	25-8
5330-01-049-9866	21-8	5340-00-411-4094	25-5

<u>National Stock No.</u>	<u>Figure & Index No.</u>	<u>National Stock No.</u>	<u>Figure & Index No.</u>
5340-00-411-4097	6-38	5365-00-403-7037	13-22
5340-00-411-4098	25-6	5365-00-405-9869	20-15
5340-00-438-7758	21-23	6685-00-052-1865	4-, 5-, 6-, 7-, 8-, 9-, 10-, 12-, 14-, 15-, 16-, 17-, 19-, 20-, 21-, 22-, 24-, 25-, 27-, 28-, 30-, 31-, 35-, 36-, 37-, 39-
5340-00-442-6268	19-16, 20-10, 25-18		
5340-00-484-5888	30-28		
5340-00-491-0732	14-14		
5340-00-496-8576	14-12	6685-00-833-1223	4-45, 4-46, 5-11, 6-21, 7-27, 8-9, 9-48, 10-19, 12-2, 14-42, 15-12, 16-10, 17-12, 19-17, 19-44, 20-56, 20-59, 21-21, 22-12, 24-23, 25-49, 27-37, 28-6, 30-13, 31-11, 35-27, 36-28, 37-11, 39-31
5340-00-498-2526	30-7		13-7, 23-63, 26-70, 11-
5340-00-498-2527	17-4		
5340-00-522-3845	16-3		
5340-00-625-0689	30-4	6685-01-064-5152	11-
5340-00-664-5785	29-46, 32-57, 33-61, 34-58	8110-00-190-9994	18-6
5340-00-857-3300	5-18	8110-00-222-3136	18-2
5340-00-871-4221	32-15, 34-41, 38-45	8110-00-956-9065	28-2
5340-00-045-2671	33-59	8110-00-956-9066	28-7
5365-00-134-3664	32-19, 33-10, 34-10, 38-39	8115-00-011-8892	10-6
5365-00-182-3735	13-71, 23-60, 29-19, 32-20, 33-13, 34-5	8115-00-011-8895	10-4
5365-00-211-5528	22-52	8115-00-011-8897	10-
5365-00-215-8308	22-51	8115-00-011-8899	10-5
5365-00-247-3434	14-10	8115-00-024-7048	1-
5365-00-254-6630	14-9	8115-00-024-7049	1-
5365-00-357-6593	1-23, 2-17	8115-00-024-7060	1-21, 2-21

<u>National Stock No.</u>	<u>Figure & Index No.</u>	<u>National Stock No.</u>	<u>Figure & Index No.</u>
8115-00-024-7084	1-19, 2-24	8115-00-106-2474	7-51
8115-00-024-7104	1-16, 2-31	8115-00-106-2475	7-50
8115-00-024-7122	1-31	8115-00-134-3658	31-39, 35-29
8115-00-024-7130	1-17, 2-30	8115-00-134-3659	37-4, 37-6
8115-00-027-8942	5-54	8115-00-134-3660	37-7
8115-00-035-5916	3-31	8115-00-134-3661	37-5
8115-00-066-7260	3-18	8115-00-135-2534	29-1
8115-00-066-9050	3-30	8115-00-225-5088	30-34, 31-4, 35-9
8115-00-066-9051	3-35	8115-00-225-5089	31-5, 35-13
8115-00-071-4510	5-19	8115-00-234-6283	9-44, 10-17
8115-00-071-4511	5-	8115-00-234-6284	9-45, 10-49
8115-00-071-4513	5-20	8115-00-234-6285	9-41, 10-8
8115-00-071-5461	24-26	8115-00-241-5236	17-6
8115-00-073-9789	3-43	8115-00-241-5263	14-11
8115-00-076-0313	5-13, 19-14	8115-00-245-1777	25-14
8115-00-082-0662	21-	8115-00-245-8500	13-60, 14-41, 15-14, 21-22, 22-46, 23-30, 25-52, 27-41, 32-17, 33-23
8115-00-104-4717	5-53		
8115-00-105-6229	7-8	8115-00-250-1115	29-12
8115-00-105-6230	7-6	8115-00-253-1534	25-10
8115-00-105-6231	7-7	8115-00-253-1549	6-4
8115-00-105-6232	7-17	8115-00-253-1553	6-37
8115-00-105-6233	7-2	8115-00-394-4020	3-25
8115-00-105-6234	7-10	8115-00-400-7730	18-

<u>National Stock No.</u>	<u>Figure & Index No.</u>	<u>National Stock No.</u>	<u>Figure & Index No.</u>
8115-00-404-7570	21-9	8115-00-772-7869	8-29, 9-18
8115-00-462-3085	16-7	8115-00-800-1596	7-41
8115-00-463-4768	20-7, 25-13, 27-7	8115-00-800-1832	7-46
8115-00-491-5278	29-8	8115-00-827-7430	24-21
8115-00-491-5279	29-10	8115-00-828-8026	5-22, 19-13
8115-00-491-5280	29-6	8115-00-836-9955	11-16, 12-1, 16-9, 17-11, 24-24, 39-30
8115-00-491-5281	29-9	8115-00-839-0739	8-20, 9-12
8115-00-491-5282	29-7	8115-00-856-4073	1-10, 2-26, 3-6
8115-00-491-5283	29-5	8115-00-856-4958	2-43
8115-00-491-5284	29-4	8115-00-857-0061	1-27
8115-00-491-5285	29-3	8115-00-861-4021	36-10
8115-00-570-6305	5-12	8115-00-864-3508	1-33
8115-00-614-4805	9-	8115-00-864-3510	1-6, 12-26, 21-10, 22-13
8115-00-656-6053	3-22	8115-00-865-7915	5-16
8115-00-674-0373	9-27, 10-7	8115-00-865-7916	5-17
8115-00-674-0374	9-38, 10-9	8115-00-865-7918	5-15
8115-00-701-0921	28-	8115-00-867-8919	34-25, 38-15
8115-00-719-7480	26-17, 29-14, 30-10, 31-7, 34-29, 35-25, 36-32, 37-9, 38-23	8115-00-867-8920	34-26, 38-16
8115-00-758-1939	1-43	8115-00-867-8921	34-27, 38-17
8115-00-758-9296	31-6, 35-37	8115-00-867-8922	34-28, 38-18
8115-00-772-7867	9-9	8115-00-867-8927	34-24, 38-14
8115-00-772-7868	8-22, 9-15	8115-00-868-2710	34-23, 38-13
		8115-00-873-7418	27-

<u>National Stock No.</u>	<u>Figure & Index No.</u>	<u>National Stock No.</u>	<u>Figure & Index No.</u>
8115-00-982-0416	5-	8135-00-235-1977	13-18
8115-00-996-7465	9-34, 10-18, 13-57, 17-13, 31-9, 35-36	3135-00-241-5245	13-15
8115-01-042-5305	39-17	8135-00-241-5246	13-14
8115-01-042-5306	34-7, 38-29	8135-00-241-5247	13-16
8115-01-042-5307	34-12, 38-34	8135-00-419-5945	39-3
8115-01-042-9458	23-7	8135-00-419-5946	39-4
8115-01-042-9460	24-206	8135-00-419-5947	39-7
8115-01-042-9461	23-6	8135-00-419-5948	39-6
8115-01-042-9463	22-9	8135-00-419-5949	39-5
8115-01-042-9464	23-5	8135-00-454-8784	32-5
8115-01-044-4945	26-32	8135-00-454-8786	3--6
8115-01-044-4946	26-33	8135-00-454-8787	32-5
8115-01-044-4947	26-34	8135-00-456-1916	32-7
8115-01-044-4948	26-35	8135-00-459-0010	23-11
8115-01-044-4949	26-36	8135-00-459-0011	23-12
8135-00-459-0301	23-31	8135-00-459-0014	23-13
8115-01-045-1277	20-11	8135-00-459-0024	23-
8115-01-049-2738	10-10	8135-00-459-0025	23-
8135-00-235-1971	13-13	8135-00-459-0026	23-
8135-00-235-1973	13-12	8135-00-459-0030-	23-
8135-00-235-1974	13-17	8135-00-459-0031	23-
8135-00-235-1975	13-19	8135-00-459-0038	23-
		8135-00-459-0039	23-

<u>National Stock No.</u>	<u>Figure & Index No.</u>	<u>National Stock No.</u>	<u>Figure & Index No.</u>
8135-00-459-0040	23-	8145-00-034-1063	5-
8135-00-459-0046	23-	8145-00-056-2335	16-
8135-00-459-0047	23-	8145-00-056-2337	17-
8135-00-459-0068	23-	8145-00-083-8335	37-
8135-00-459-0080	23-	8145-00-092-4641	22-
8135-00-459-0081	23-	8145-00-104-4647	14-
8135-00-459-0083	23-	8145-00-108-6335	4-49
8135-00-459-0084	23-	8145-00-117-1081	25-
8135-00-459-0085	23-	8145-00-119-1029	4-
8135-00-459-0086	23-	8145-00-119-4009	39-
8135-00-459-0087	23-	8145-00-128-1664	29-
6135-00-459-0088	23-	8145-00-134-3768	23-
8135-00-459-0089	23-	8145-00-152-0048	8-
8135-00-459-0090	23-	8145-00-157-0806	22-11
8135-00-459-0091	23-	8145-00-163-9019	4-5
8135-00-461-1182	23-37	8145-00-163-9020	4-4
8135-00-477-6295	32-10	8145-00-174-7814	4-47
8135-00-477-6296	32-9	8145-00-205-0365	1-50
8135-00-483-1254	39-8	8145-00-205-0369	1-48
8135-00-868-8376	26-6, 34-46, 38-50	8145-00-205-0370	1-49
8135-01-049-2875	18-4	8145-00-208-7591	1-
8135-01-049-2876	18-5	8145-00-211-5526	1-9
8140-00-499-8658	11-21	8145-00-221-4972	32-11, 34-17, 38-7

<u>National Stock No.</u>	<u>Figure & Index No.</u>	<u>National Stock No.</u>	<u>Figure & Index No.</u>
8145-00-231-8086	24-94	8145-00-478-6000	19-8
8145-00-234-6286	9-5	8145-00-481-3728	24-13
8145-00-235-1967	9-28	8145-00-481-3729	24-15
8145-00-242-4466	20-	8145-00-481-3730	24-9
8145-00-253-1530	9-7	8145-00-481-3731	24-8
8145-00-257-1130	20-12	8145-00-481-3732	24-17
8145-00-285-7052	12-	8145-00-481-3733	27-60
8145-00-390-5560	3-	8145-00-482-1066	23-9
8145-00-394-4022	3-23	8145-00-482-2533	19-
8145-00-405-4626	24-93	8145-00-482-2534	19-5
8145-00-415-1667	24-85	8145-00-495-6550	24-83
8145-00-415-1669	24-84	8145-00-495-6552	20-18
8145-00-415-6375	41-12	8145-00-495-6553	20-5
8145-00-459-0004	23-10	8145-00-495-6554	20-6
8145-00-459-0092	23-8	8145-00-563-9803	11-
3145-00-460-4081	22-45	8145-00-613-9409	2-
8145-00-460-4084	22-44	8145-00-619-9780	8-19
8145-00-461-1184	22-	8145-00-619-9782	8-18
8145-00-464-1768	30-	8145-00-626-9645	26-61
8145-00-478-5992	19-9	8145-00-691-5583	34-
8145-00-478-5995	19-42	8145-00-701-9867	36-
8145-00-478-5996	19-6	8145-00-719-5236	26-
8145-00-478-5999	19-7	8145-00-759-8279	7-
8145-00-772-7866	9-		

<u>National Stock No.</u>	<u>Figure & Index No.</u>	<u>National Stock No.</u>	<u>Figure & Index No.</u>
8145-00-772-7870	9-	8145-01-044-5127	33-32
8145-00-796-2734	1-	8145-01-044-5128	33-31
8145-00-798-5244	38-	8145-01-044-5129	33-30
8145-00-798-5245	35-	8145-01-044-5130	33-34
8145-00-873-7419	25-	8145-01-044-5131	33-35
8145-00-881-0161	13-	8145-01-044-5132	33-37
8145-00-901-1172	15-	8145-01-044-5133	33-36
8145-00-919-0176	32-	8145-01-044-5134	33-38
8145-00-920-4428	22-	8145-01-044-5135	33-39
8145-00-923-0409	31-	8145-01-044-5136	33-40
8145-00-933-5062	24-	8145-01-044-5328	33-5
8145-00-937-2011	10-	8145-01-044-5329	33-4
8145-00-938-0436	24-22	8145-01-045-7880	36-23
8145-00-947-6227	6-	8145-01-046-5645	26-48
8145-01-008-5692	6-40	8145-01-046-8565	31-8, 35-20
8145-01-008-5693	6-12	8145-01-049-9958	9-49
8145-01-008-5694	6-49	8145-01-054-8861	13-63, 23-28, 29-40, 32-60, 33-18, 34-37
8145-01-008-5695	6-50	8145-01-056-5239	12-16
8145-01-028-1535	40-	8145-01-058-2160	13-3
8145-01-043-7438	19-4	8145-01-059-5690	13-66, 29-41, 32-51, 33-19, 34-38
8145-01-044-4975	13-5	8145-01-061-6651	13-70, 29-48, 32-45, 33-12, 34-59
8145-01-044-5125	33-3		
8145-01-044-5126	33-33		

<u>National Stock No.</u>	<u>Figure & Index No.</u>	<u>National Stock No.</u>	<u>Figure & Index No.</u>
8145-01-061-6652	13-65, 29-49, 32-53, 33-17, 34-60	9905-00-800-1407	1-2, 1-45, 2-2, 3-4, 4-6, 5-3, 6-8, 7-29, 9-21, 10-11, 11-14, 12-28, 13-20, 14-40, 15-13, 16-36, 17-10, 19-10, 20-14, 21-18, 22-10, 23-34, 24-19, 25-17, 26-37, 27-12, 29-13, 30-8, 31-24, 32-16, 33-7 34-47, 35-18, 36-29, 37-3, 38-51
8145-01-061-6653	27-45		
8145-01-061-6654	27-57		
8145-01-061-6657	27-52		
8145-01-061-6659	26-25		
8145-01-061-6660	26-22		
8145-01-064-4444	13-64, 29-20, 32-59, 33-14, 34-6		
8145-01-064-4455	11-19		
8145-01-064-4456	23-4		
8145-01-065-3747	11-20		
8145-01-067-7149	28-5		
8145-01-069-1669	28-4		
R145-01-071-5365	11-1		
8145-01-071-5366	11-3		
8145-01-072-4271	11-2		
8145-01-073-3369	11-6		
8145-01-073-3372	25-11		
8145-01-082-9698	8-30		
8145-01-083-6796	23-62		
9905-00-483-1255	39-14		
9905-00-617-7712	8-10		

By Order of the Secretary of the Army:

Official:

E. C. MEYER
General, United States Army
Chief of Staff

J. C. PENNINGTON
Major General, United States Army
The Adjutant General

DISTRIBUTION:

To be distributed in accordance with DA Form 12-31 TB Maintenance Requirements for All Fixed and Rotor Wing Aircraft.

The Metric System and Equivalents

Linear Measure

1 centimeter = 10 millimeters = .39 inch
 1 decimeter = 10 centimeters = 3.94 inches
 1 meter = 10 decimeters = 39.37 inches
 1 dekameter = 10 meters = 32.8 feet
 1 hectometer = 10 dekameters = 328.08 feet
 1 kilometer = 10 hectometers = 3,280.8 feet

Weights

1 centigram = 10 milligrams = .15 grain
 1 decigram = 10 centigrams = 1.54 grains
 1 gram = 10 decigram = .035 ounce
 1 decagram = 10 grams = .35 ounce
 1 hectogram = 10 decagrams = 3.52 ounces
 1 kilogram = 10 hectograms = 2.2 pounds
 1 quintal = 100 kilograms = 220.46 pounds
 1 metric ton = 10 quintals = 1.1 short tons

Liquid Measure

1 centiliter = 10 milliliters = .34 fl. ounce
 1 deciliter = 10 centiliters = 3.38 fl. ounces
 1 liter = 10 deciliters = 33.81 fl. ounces
 1 dekaliter = 10 liters = 2.64 gallons
 1 hectoliter = 10 dekaliters = 26.42 gallons
 1 kiloliter = 10 hectoliters = 264.18 gallons

Square Measure

1 sq. centimeter = 100 sq. millimeters = .155 sq. inch
 1 sq. decimeter = 100 sq. centimeters = 15.5 sq. inches
 1 sq. meter (centare) = 100 sq. decimeters = 10.76 sq. feet
 1 sq. dekameter (are) = 100 sq. meters = 1,076.4 sq. feet
 1 sq. hectometer (hectare) = 100 sq. dekameters = 2.47 acres
 1 sq. kilometer = 100 sq. hectometers = .386 sq. mile

Cubic Measure

1 cu. centimeter = 1000 cu. millimeters = .06 cu. inch
 1 cu. decimeter = 1000 cu. centimeters = 61.02 cu. inches
 1 cu. meter = 1000 cu. decimeters = 35.31 cu. feet

Approximate Conversion Factors

<i>To change</i>	<i>To</i>	<i>Multiply by</i>	<i>To change</i>	<i>To</i>	<i>Multiply by</i>
inches	centimeters	2.540	ounce-inches	Newton-meters	.007062
feet	meters	.305	centimeters	inches	.394
yards	meters	.914	meters	feet	3.280
miles	kilometers	1.609	meters	yards	1.094
square inches	square centimeters	6.451	kilometers	miles	.621
square feet	square meters	.093	square centimeters	square inches	.155
square yards	square meters	.836	square meters	square feet	10.764
square miles	square kilometers	2.590	square meters	square yards	1.196
acres	square hectometers	.405	square kilometers	square miles	.386
cubic feet	cubic meters	.028	square hectometers	acres	2.471
cubic yards	cubic meters	.765	cubic meters	cubic feet	35.315
fluid ounces	milliliters	29,573	cubic meters	cubic yards	1.308
pints	liters	.473	milliliters	fluid ounces	.034
quarts	liters	.946	liters	pints	2.113
gallons	liters	3.785	liters	quarts	1.057
ounces	grams	28.349	liters	gallons	.264
pounds	kilograms	.454	grams	ounces	.035
short tons	metric tons	.907	kilograms	pounds	2.205
pound-feet	Newton-meters	1.356	metric tons	short tons	1.102
pound-inches	Newton-meters	.11296			

Temperature (Exact)

°F	Fahrenheit temperature	5/9 (after subtracting 32)	Celsius temperature	°C
----	---------------------------	-------------------------------	------------------------	----

RECOMMENDED CHANGES TO EQUIPMENT TECHNICAL PUBLICATIONS



*THEN...JOT DOWN THE
DOPE ABOUT IT ON THIS FORM.
CAREFULLY TEAR IT OUT, FOLD IT
AND DROP IT IN THE MAIL.*

SOMETHING WRONG WITH PUBLICATION

FROM: (PRINT YOUR UNIT'S COMPLETE ADDRESS)

DATE SENT

PUBLICATION NUMBER

PUBLICATION DATE

PUBLICATION TITLE

BE EXACT PIN-POINT WHERE IT IS

PAGE
NO.

PARA-
GRAPH

FIGURE
NO.

TABLE
NO.

**IN THIS SPACE, TELL WHAT IS WRONG
AND WHAT SHOULD BE DONE ABOUT IT.**

PRINTED NAME, GRADE OR TITLE AND TELEPHONE NUMBER

SIGN HERE

PIN: 062445-000